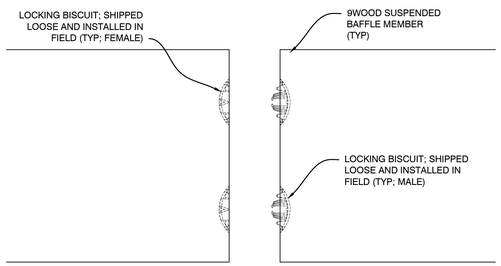

C1 DETAIL - LOCKING BISCUIT JOINT
SCALE: 1/2" = 1"

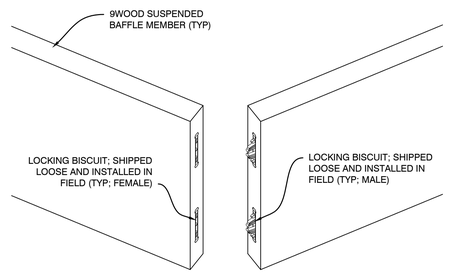

C2 DETAIL - LOCKING BISCUIT JOINT
SCALE: 1/2" = 1"

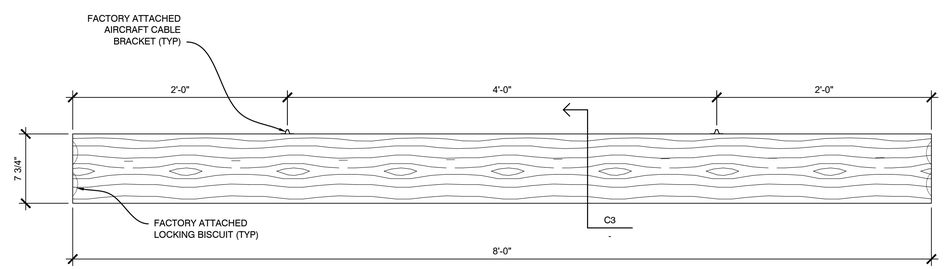

D3 SIDE VIEW - WOOD BAFFLE "1.8"
SCALE: 1 1/2" = 1'

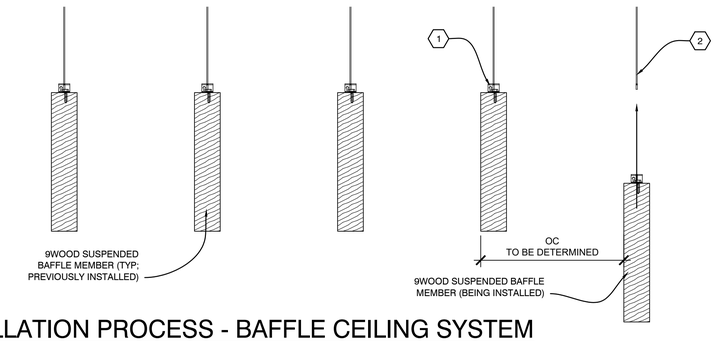

C3 INSTALLATION PROCESS - BAFFLE CEILING SYSTEM
SCALE: 1/4" = 1"

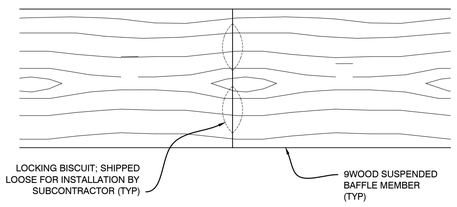

B1 SECTION - ABUTTING MEMBERS
SCALE: 1/2" = 1"

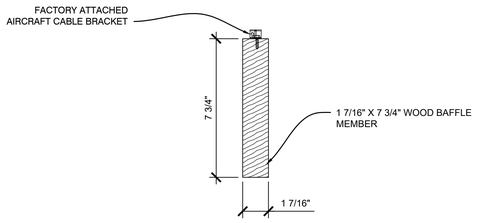

B2 SECTION - WOOD BAFFLE
SCALE: 1/4" = 1"

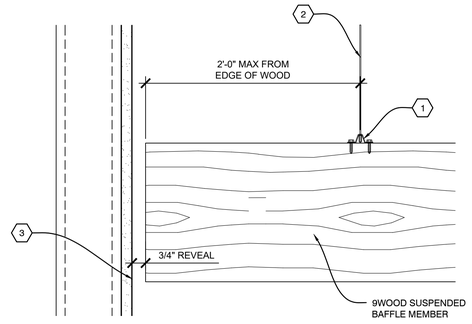

B3 SECTION - PERIMETER
SCALE: 1/4" = 1"

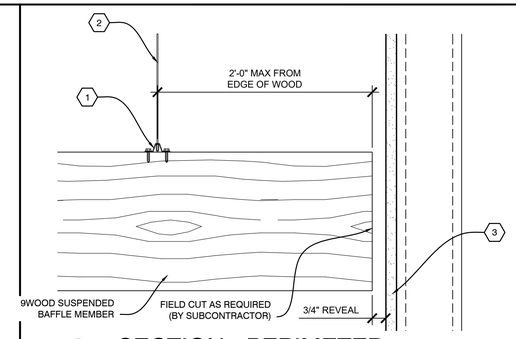

B4 SECTION - PERIMETER
SCALE: 1/4" = 1"

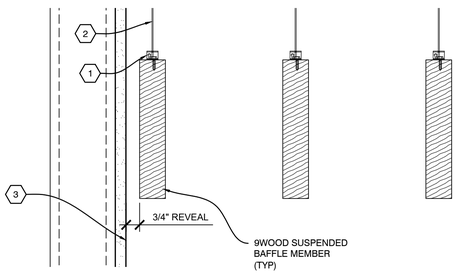

A1 SECTION - PERIMETER
SCALE: 1/4" = 1"

NOTES:
- FIXTURES TO BE INDEPENDENTLY SUPPORTED AND NOT TO BEAR ON 9WOOD CEILING SYSTEM.

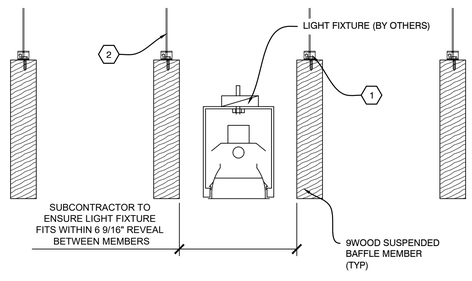

A2 SECTION - LIGHT FIXTURE
SCALE: 1/4" = 1"

NOTES:
- FIXTURES TO BE INDEPENDENTLY SUPPORTED AND NOT TO BEAR ON 9WOOD CEILING SYSTEM.

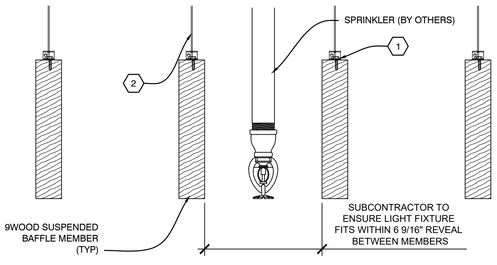

A3 SECTION - SPRINKLER
SCALE: 1/4" = 1"

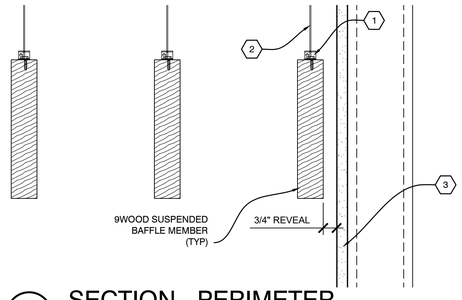

A4 SECTION - PERIMETER
SCALE: 1/4" = 1"

9WOOD
CUSTOM MADE FAST
999 SOUTH A STREET
SPRINGFIELD, OR 97477
TOLL-FREE 888.767.9990
FACSIMILE 888.767.9998
WWW.9WOOD.COM
ENGINEERING@9WOOD.COM

PROJECT CERTIFICATIONS: YES ☐ NO ☑

PROJECT
PROJECT NAME
PROJECT LOCATION

PROJECT NUMBER:
PROPOSAL NUMBER:

REVISION HISTORY

REV#	DATE	DESCRIPTION
10		
9		
8		
7		
6		
5		
4		
3		
2		
1		
0	10.02.25	RELEASE FOR APPROVALS

SHEET INFORMATION
DRAWING TYPE: SHOP DRAWINGS
DRAWN BY: ERJ
STANDARDS REVIEW: RAC
TECHNICAL REVIEW: RAC

THIS DOCUMENT CONTAINS PROPRIETARY INFORMATION OF 9WOOD, INC.
COPYRIGHT © 2025 9WOOD, INC.
ALL RIGHTS RESERVED.

KEY NOTES
1. FACTORY ATTACHED AIRCRAFT CABLE BRACKET (TYP)
2. AIRCRAFT CABLE WITH FACTORY ATTACHED BALL ENDING (TYP; SHIPPED LOOSE AND INSTALLED IN FIELD BY SUBCONTRACTOR)
3. PERIMETER CONDITION (TYP; BY OTHERS)

SHEET TITLE
SYSTEM DETAILS

Z-501
SHEET 3 OF 3

PATH AND FILENAME: 9WOOD-LOCK-PLE-SHARED-BINRPW PRODUCTS-EXTERIOR VIEW-1 TRIM KITS SHOP DRAWINGS-1000 BAFFLE AIRCRAFT CABLE AUTOCAD DRAWINGS-1.0B1 - 1.4375 X 7.75.DWG
PLOT STYLE(S): Screen Display | VIEW: 1000 BAFFLE AIRCRAFT CABLE | LAYOUT: A-501 | SAVED: 10/2/2025 10:07:25 AM | PLOTTED BY: ERJ | PLOTTED ON: 10/2/2025