

DATA SHEET

2800 True Access Linear

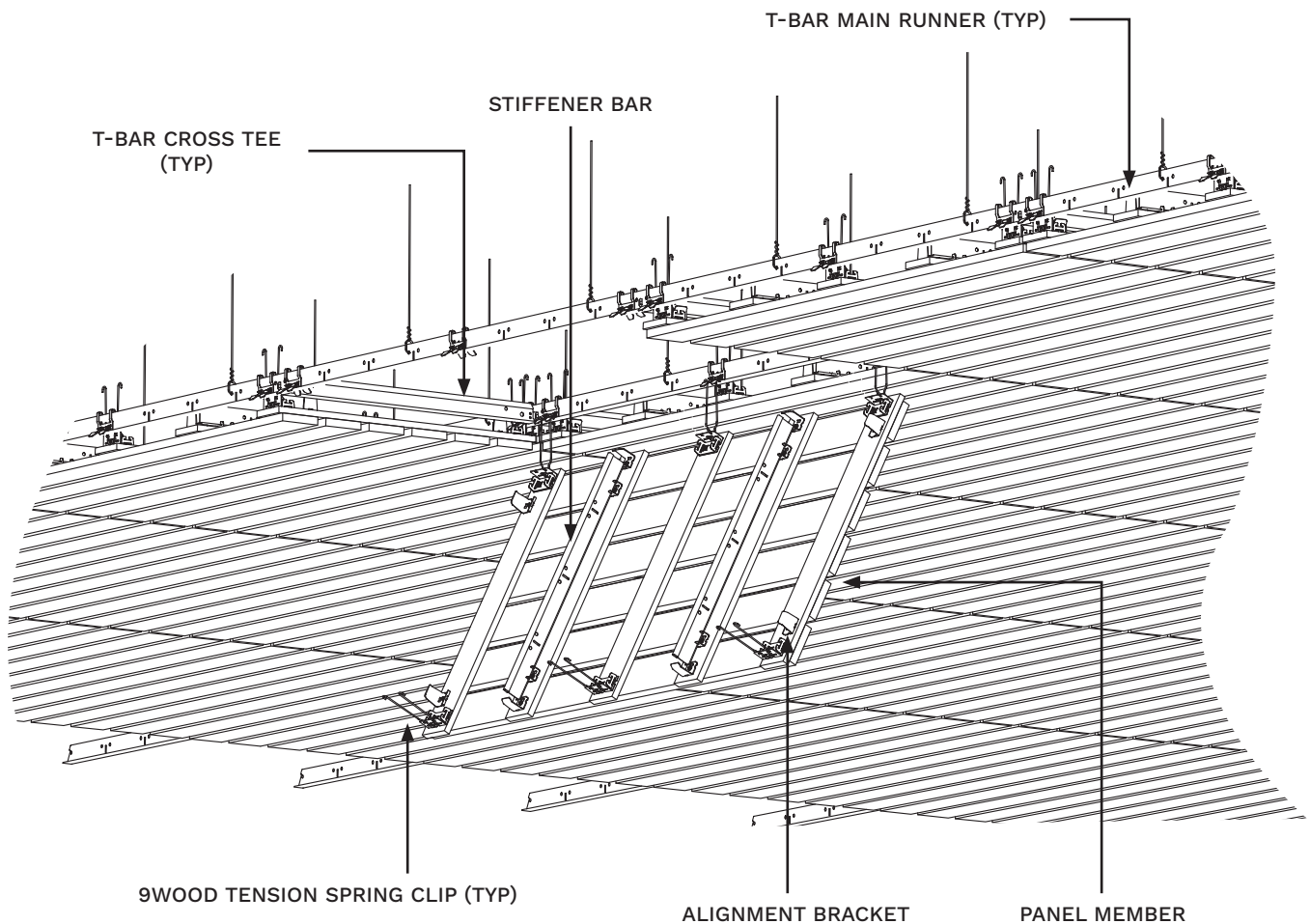
Solid Wood



2800 | TRUE ACCESS | SOLID WOOD LINEAR

The 9Wood True Access Linear wood ceiling offers a design where the individual wood member is wider than it is deep. Solid wood panel width is 24", with lengths ranging from 2' to 10' in 1' increments.

Attachment for the True Access Linear is via 9Wood's Tension Spring Clip and Spring Holster.





Application

The True Access Linear uses a pre-assembled panel fabrication process. This product can be installed throughout the country and is the preferred design in areas requiring full ceiling toolless access. This is an accessible system, with pull down, spring release accessibility.

Performance

Acclimatization

True Access Linears must be cared for in a controlled interior environment (RH 25%-55% max; temp. 60°-80°) and installed only after reaching equilibrium moisture content.

Acoustics

The True Access Linear can enhance acoustics via soundabsorbing material placed over open reveals within the T-Bar grid. Insulation is typically provided locally.

Fire Rating

Individual members are treated with a Fire Retardant that helps it meet Class A per ASTM E84 & ASTM E2768.

LEED

True Access Linear may help contribute to LEED credits for: Material sourcing, Material ingredients, Low Emitting Materials, and Environmental Product Declarations. Credit support based on design choices, please contact 9Wood for more information.

Suspension

True Access Linear are suspended using 15/16" heavy duty T-bar main runners. Main runners are installed 2' on center, depending on panel weight.

MEP

The True Access Linear permits MEP penetrations

in the ceiling's surface. Cut panels may require supplemental reinforcement and may render the panel inaccessible. Fixtures and diffusers must be independently supported.

Seismic

True Access Linears can be engineered to meet seismic requirements. Consult local code for any additional requirements or a licensed local engineer

Species & Finishes

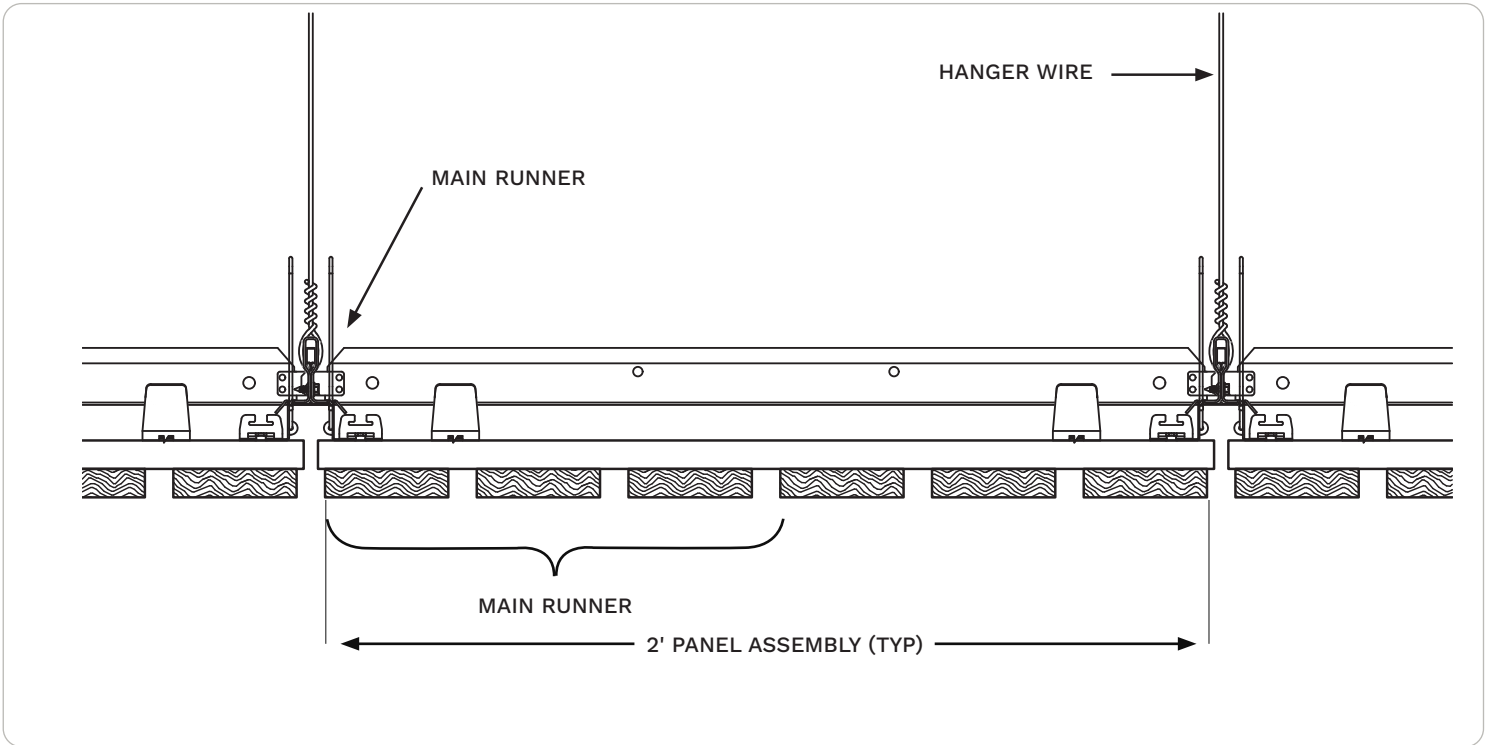
For Custom made Fast solid wood ceilings 9Wood uses Western Hemlock which can be stained to match any standard stain or custom color option. Stable prices and consistent availability mean Western Hemlock brings the most value for you as the customer. Opaque finishes can be requested- please contact 9Wood for more information.

System Weight

True Access Linears typically weigh 2-4 pounds per square foot, depending on members per linear foot and species



Typical Specifications



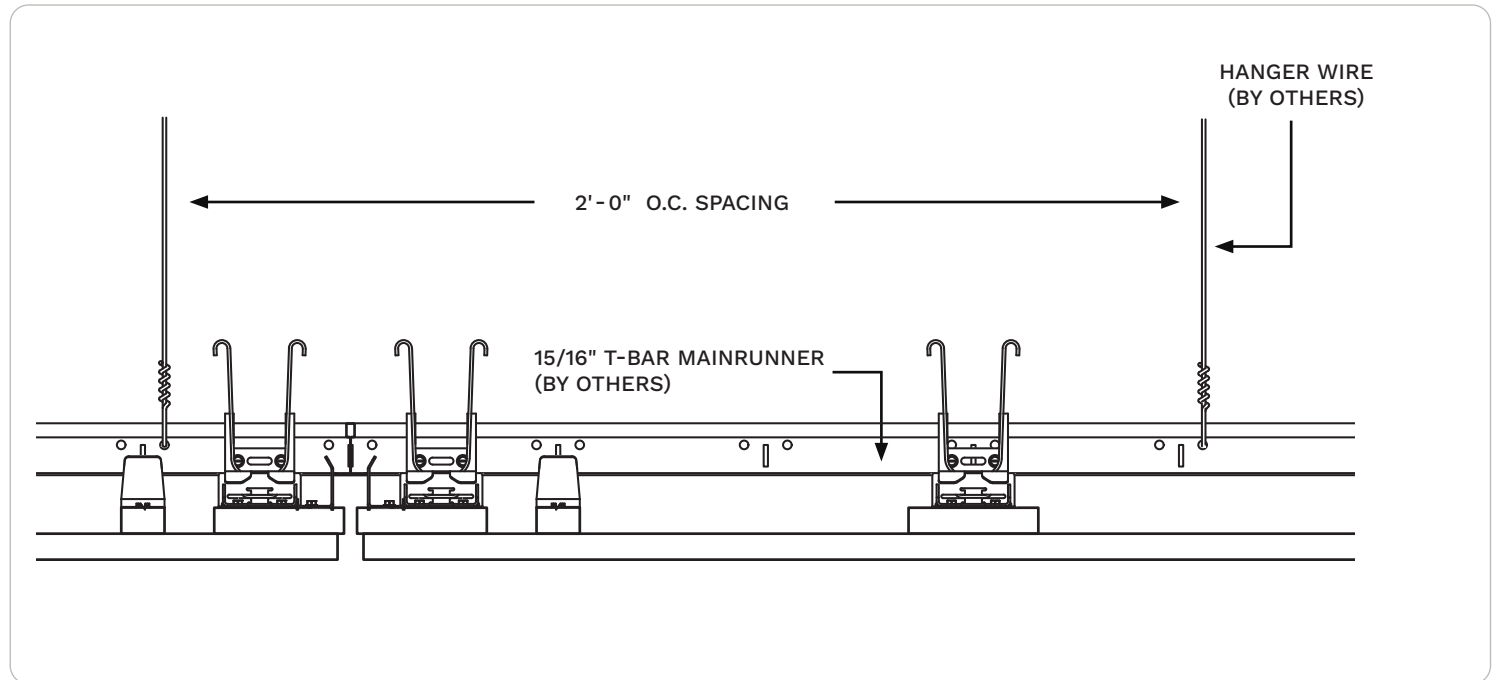
SKU Table

Depth	Width	Members per Linear Foot				
		2	3	4	5	6
3/4"	1 3/8"	28-2112-2	28-2112-3	28-2112-4	28-2112-5	28-2112-6
3/4"	2 1/4"	28-2113-2	28-2113-3	28-2113-4		
3/4"	3 1/4"	28-2114-2	28-2114-3			

Additional width, depth, and M/LF options may be available.
Please check with 9Wood if you don't see the combination that you have in mind.



Perimeter Conditions and Suspension



Custom
made fast

9wood.com

999 South A Street
Springfield, OR 97477
Tel: 888-767-9990
sales@9wood.com

This information is for illustrative purposes only.
The featured products and processes are specific
to the project and should not be duplicated
without consulting 9Wood. © 2025 9Wood