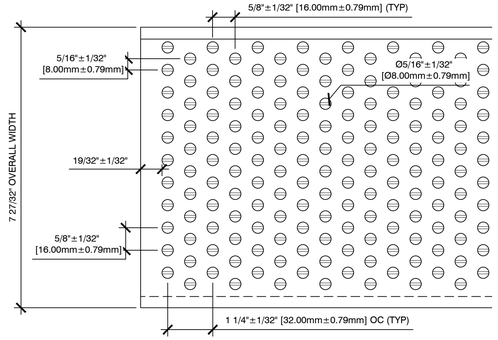

C1 PLAN VIEW - ACOUSTIC PLANK

SCALE: 1/2" = 1"

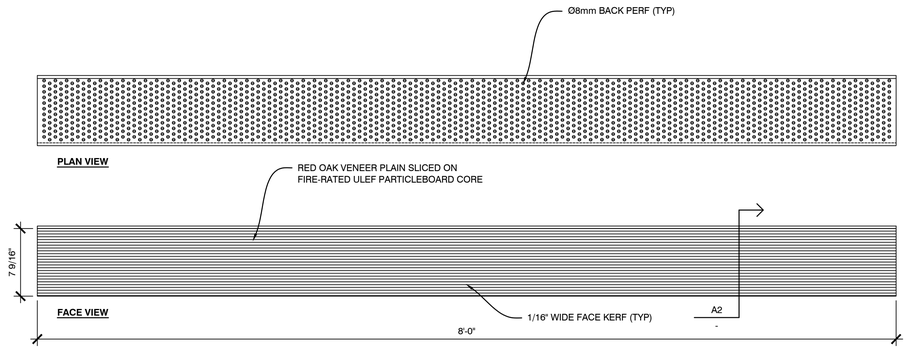

C2 PLAN AND FACE VIEW - ACOUSTIC PLANK

SCALE: 1 1/2" = 1'

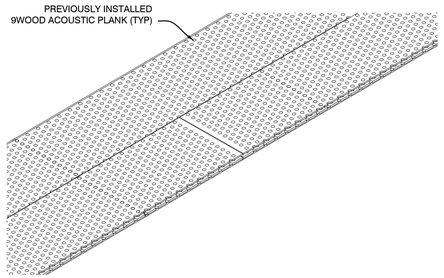

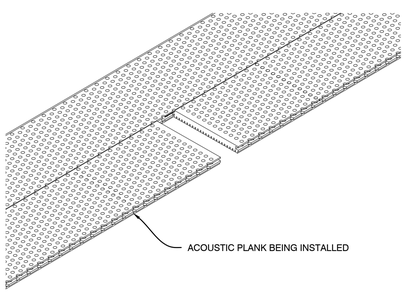

A1 ISO VIEW - ABUTTING PLANKS

SCALE: NOT TO SCALE

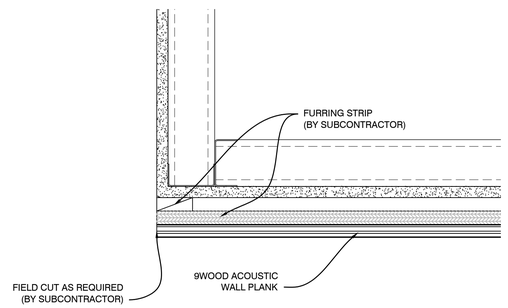

B2 SECTION - PERIMETER

SCALE: 1/4" = 1"

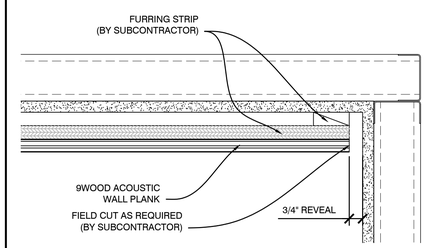

B3 SECTION - PERIMETER

SCALE: 1/4" = 1"

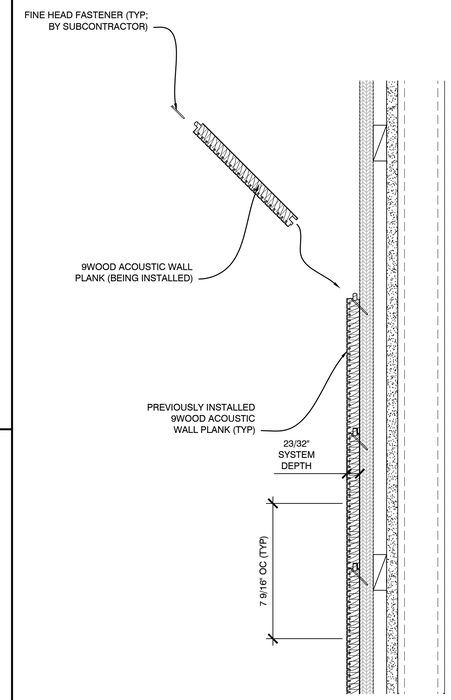

B4 INSTALLATION PROCESS - ACOUSTIC WALL PLANK

SCALE: 1/4" = 1"

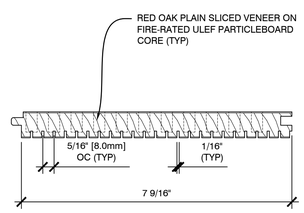

A2 SECTION - ACOUSTIC PLANK

SCALE: 1/2" = 1"

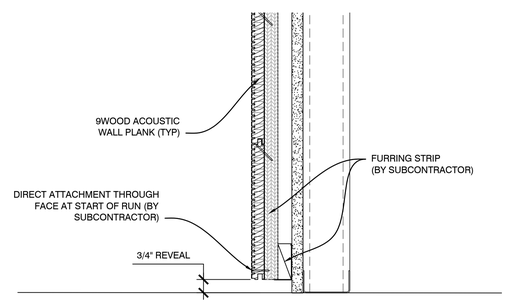

A3 SECTION - PERIMETER

SCALE: 1/4" = 1"

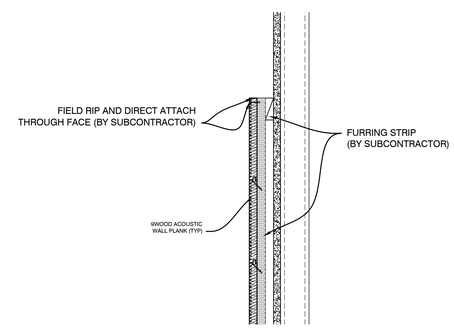

A4 SECTION - PERIMETER

SCALE: 1/4" = 1"

9WOOD

CUSTOM MADE FAST

999 SOUTH A STREET
SPRINGFIELD, OR 97477

TOLL-FREE 888.767.9990
FACSIMILE 888.767.9998

WWW.9WOOD.COM
ENGINEERING@9WOOD.COM

PROJECT CERTIFICATIONS: YES ☐ NO ☑

PROJECT

PROJECT NUMBER:
PROPOSAL NUMBER:

REVISION HISTORY

REV#	DATE	DESCRIPTION
10		
9		
8		
7		
6		
5		
4		
3		
2		
1	09.30.25	REVISION #1
0	02.11.21	RELEASE FOR APPROVAL'S

SHEET INFORMATION

DRAWING TYPE: SHOP DRAWINGS
DRAWN BY: CLC, JBH, & NWC
STANDARDS REVIEW: RAC
TECHNICAL REVIEW: RAC

THIS DOCUMENT CONTAINS PROPRIETARY INFORMATION OF 9WOOD, INC.
COPYRIGHT © 2025 9WOOD, INC.
ALL RIGHTS RESERVED.

KEY NOTES

SHEET TITLE

SYSTEM DETAILS

Z-501

SHEET 3 OF 3

FILN AND FILENAME: S:\BRAIN\9 PRODUCTS\CUSTOMER\ETI\TEMPLATE SHOP DRAWINGS\10-ACOUSTIC PLANK\ACOUSTIC PLANK-HORIZ-105-3.5-NO-REBF.DWG\ACOUSTIC PLANK\9WOOD SHOP DRAWING - HORIZONTAL.DWG
DATE/TIME: Thursday, October 2, 2025 1:07:07 PM PLOT BY: JBH PLOT SCALE: 1.0000 DWG TO PDF.PC3 PAPER SIZE: ANSI E (34.00 x 44.00 Inches) PLOT STYLE: 9WOOD-COLOR.CTB

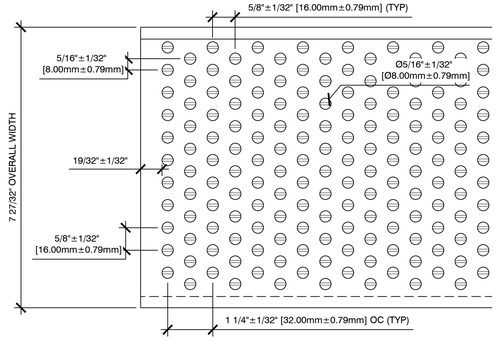

C1 PLAN VIEW - ACOUSTIC PLANK

SCALE: 1/2" = 1"

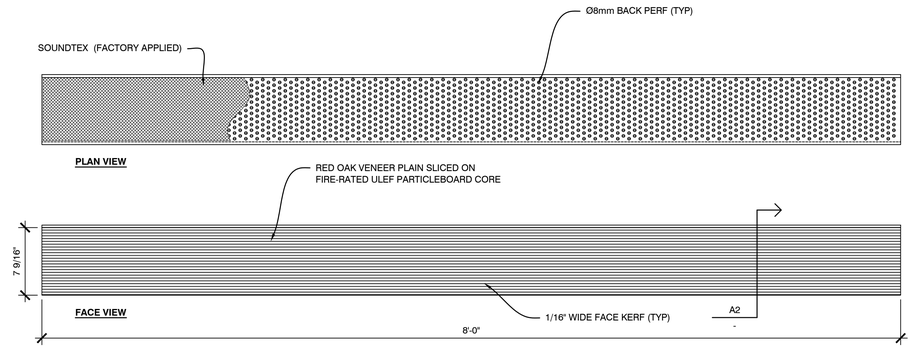

C2 PLAN AND FACE VIEW - ACOUSTIC PLANK

SCALE: 1 1/2" = 1'

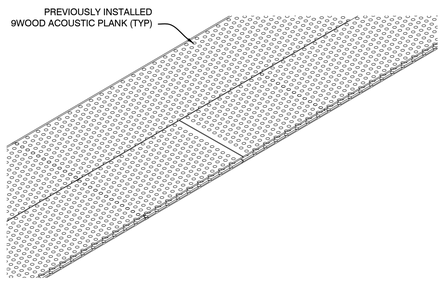

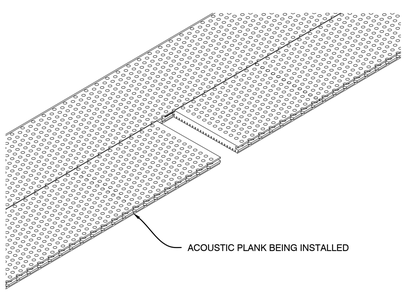

A1 ISO VIEW - ABUTTING PLANKS

SCALE: NOT TO SCALE

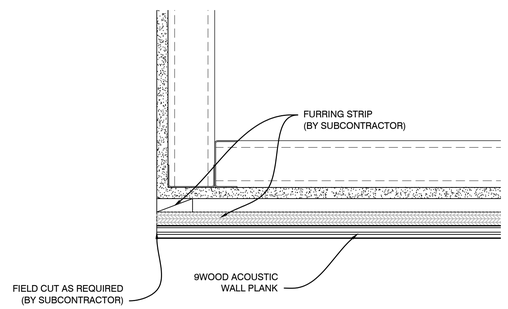

B2 SECTION - PERIMETER

SCALE: 1/4" = 1"

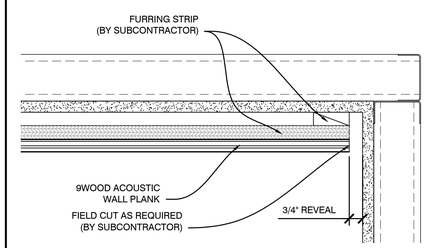

B3 SECTION - PERIMETER

SCALE: 1/4" = 1"

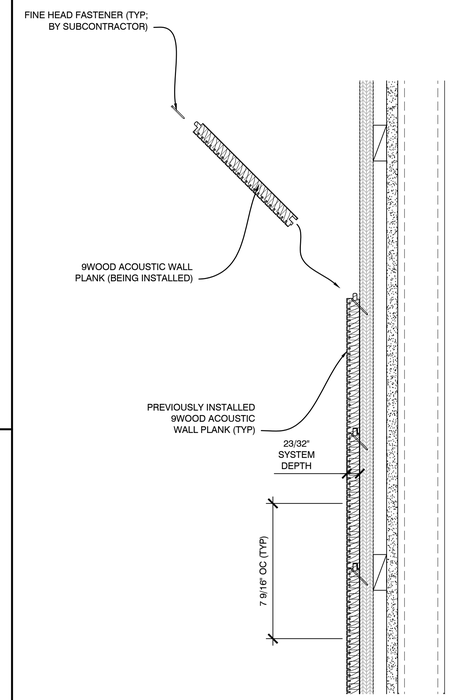

B4 INSTALLATION PROCESS - ACOUSTIC WALL PLANK

SCALE: 1/4" = 1"

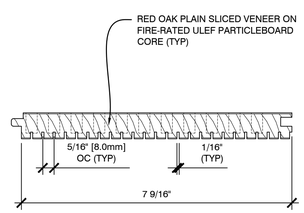

A2 SECTION - ACOUSTIC PLANK

SCALE: 1/2" = 1"

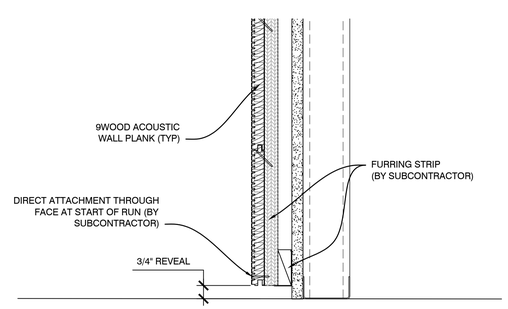

A3 SECTION - PERIMETER

SCALE: 1/4" = 1"

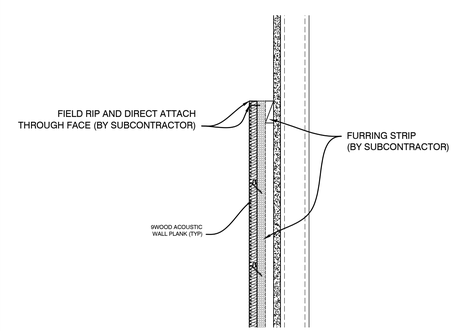

A4 SECTION - PERIMETER

SCALE: 1/4" = 1"

9WOOD

CUSTOM MADE FAST

999 SOUTH A STREET
SPRINGFIELD, OR 97477

TOLL-FREE 888.767.9990
FACSIMILE 888.767.9998

WWW.9WOOD.COM
ENGINEERING@9WOOD.COM

PROJECT CERTIFICATIONS: YES ☐ NO ☑

PROJECT

PROJECT NUMBER:
PROPOSAL NUMBER:

REVISION HISTORY

REV#	DATE	DESCRIPTION
10		
9		
8		
7		
6		
5		
4		
3		
2		
1	09.30.25	REVISION #1
0	02.11.21	RELEASE FOR APPROVAL'S

SHEET INFORMATION

DRAWING TYPE: SHOP DRAWINGS
DRAWN BY: CLC, JBH, & NWC
STANDARDS REVIEW: RAC
TECHNICAL REVIEW: RAC

THIS DOCUMENT CONTAINS PROPRIETARY INFORMATION OF 9WOOD, INC.
COPYRIGHT © 2025 9WOOD, INC.
ALL RIGHTS RESERVED.

KEY NOTES

SHEET TITLE

SYSTEM DETAILS

Z-501

SHEET 3 OF 3

P:\9-WOOD - Shop Drawings - 2020 Templates\9-WOOD - SHOP DRAWING TEMPLATE\9-WOOD - SHOP DRAWINGS\9-WOOD ACOUSTIC PLANK\9-WOOD-ACOUSTIC-PLANK-SHOP-DRAWINGS.DWG - 9-BACK PERF ACOUSTIC PLANK\9WOOD SHOP DRAWING - HORIZONTAL.DWG
PLOTTED BY: Nathan Cochran - 2025.10.07 - 9:47 AM - LAYOUT: A4 - PAGE SETUP: 9WOOD - PLOT STYLES: 9WOOD.CTB - SCALE: 1.00

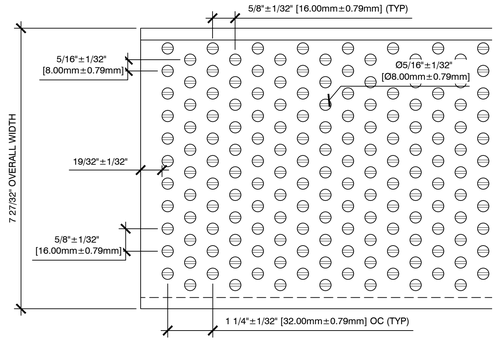

C1 PLAN VIEW - ACOUSTIC PLANK

SCALE: 1/2" = 1"

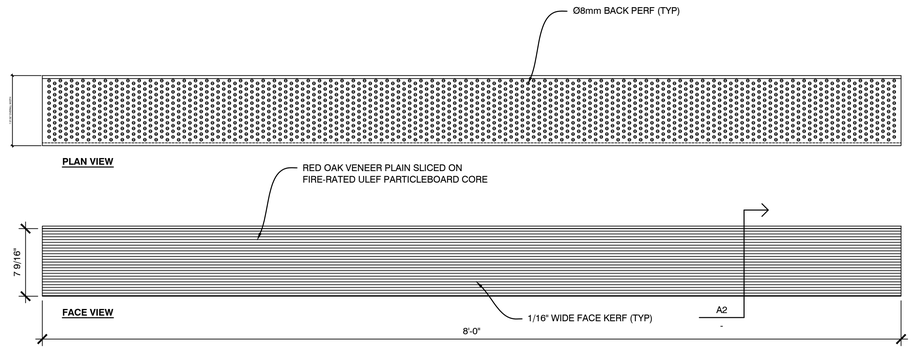

C2 PLAN AND FACE VIEW - ACOUSTIC PLANK

SCALE: 1 1/2" = 1'

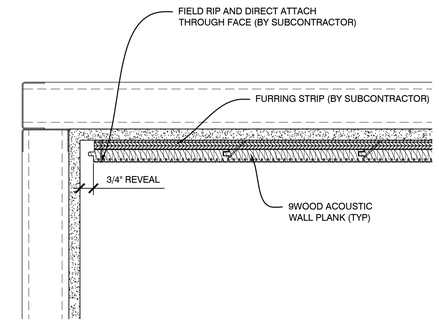

C4 SECTION - PERIMETER

SCALE: 1/4" = 1"

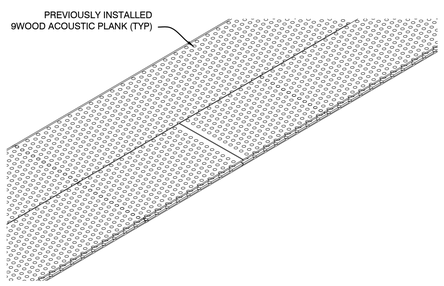

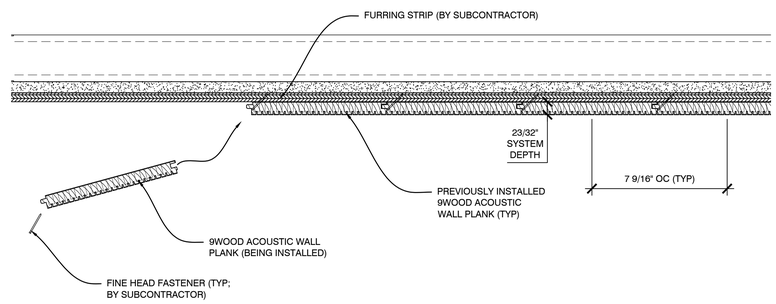

B2 INSTALLATION PROCESS - ACOUSTIC WALL PLANK

SCALE: 1/4" = 1"

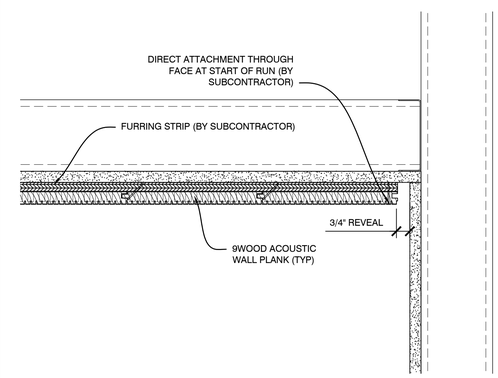

B4 SECTION - PERIMETER

SCALE: 1/4" = 1"

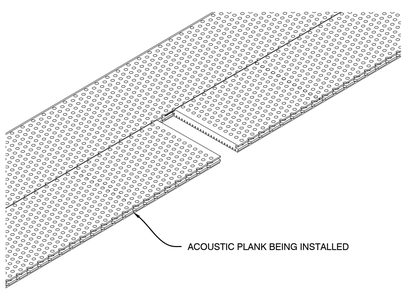

A1 ISO VIEW - ABUTTING PLANKS

SCALE: NOT TO SCALE

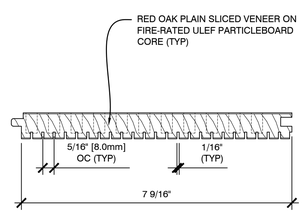

A2 SECTION - ACOUSTIC PLANK

SCALE: 1/2" = 1"

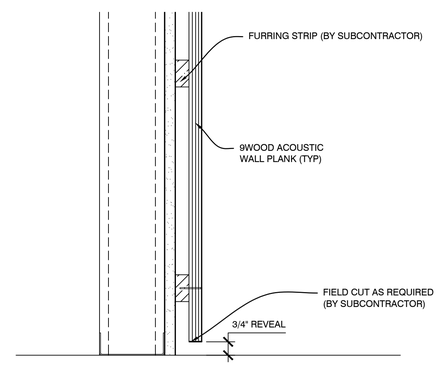

A3 SECTION - PERIMETER

SCALE: 1/4" = 1"

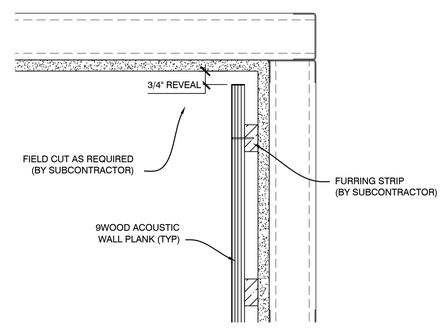

A4 SECTION - PERIMETER

SCALE: 1/4" = 1"

9WOOD

CUSTOM MADE FAST

999 SOUTH A STREET
SPRINGFIELD, OR 97477

TOLL-FREE 888.767.9990
FACSIMILE 888.767.9998

WWW.9WOOD.COM
ENGINEERING@9WOOD.COM

PROJECT CERTIFICATIONS: YES ☐ NO ☑

PROJECT

PROJECT NUMBER:
PROPOSAL NUMBER:

REVISION HISTORY

REV#	DATE	DESCRIPTION
10		
9		
8		
7		
6		
5		
4		
3		
2		
1	09.30.25	REVISION #1
0	02.11.21	RELEASE FOR APPROVAL'S

SHEET INFORMATION

DRAWING TYPE: SHOP DRAWINGS
DRAWN BY: CLC, JBH, & NWC
STANDARDS REVIEW: RAC
TECHNICAL REVIEW: RAC

THIS DOCUMENT CONTAINS PROPRIETARY INFORMATION OF 9WOOD, INC.
COPYRIGHT © 2025 9WOOD, INC.
ALL RIGHTS RESERVED.

KEY NOTES

SHEET TITLE

SYSTEM DETAILS

Z-501

SHEET 3 OF 3

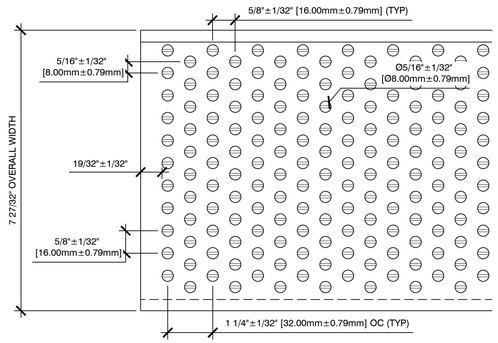

C1 PLAN VIEW - ACOUSTIC PLANK

SCALE: 1/2" = 1"

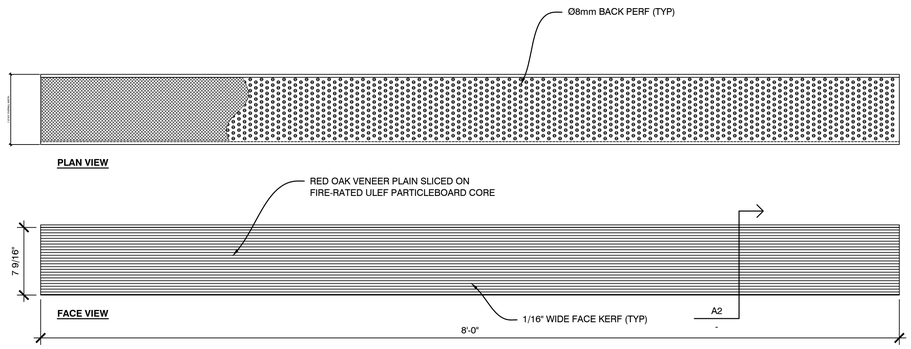

C2 PLAN AND FACE VIEW - ACOUSTIC PLANK

SCALE: 1 1/2" = 1'

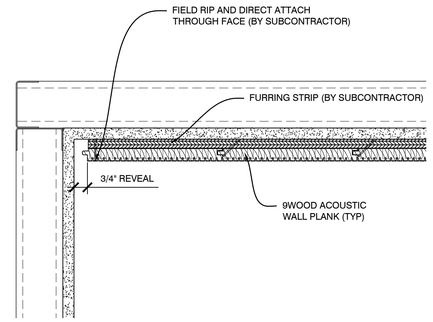

C4 SECTION - PERIMETER

SCALE: 1/4" = 1"

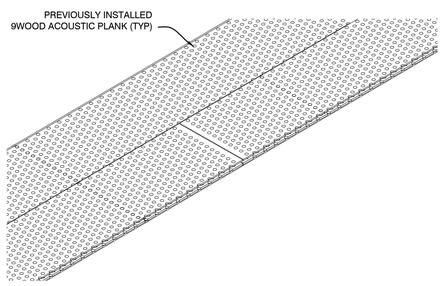

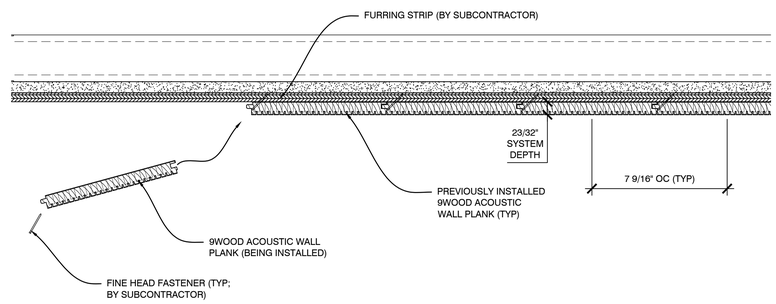

B2 INSTALLATION PROCESS - ACOUSTIC WALL PLANK

SCALE: 1/4" = 1"

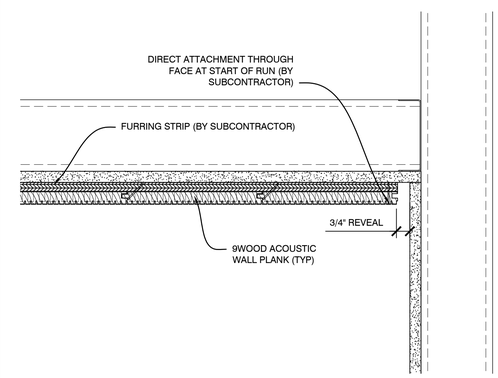

B4 SECTION - PERIMETER

SCALE: 1/4" = 1"

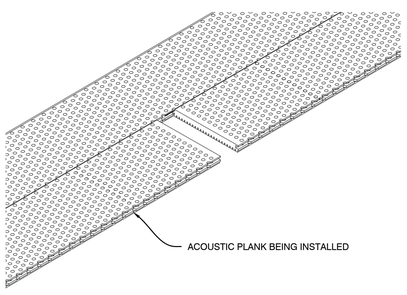

A1 ISO VIEW - ABUTTING PLANKS

SCALE: NOT TO SCALE

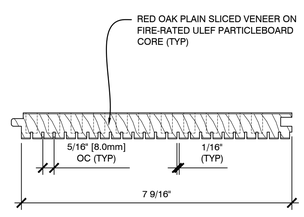

A2 SECTION - ACOUSTIC PLANK

SCALE: 1/2" = 1"

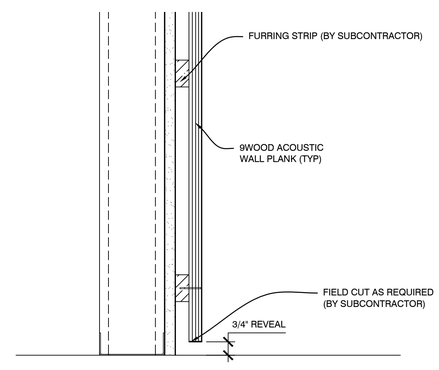

A3 SECTION - PERIMETER

SCALE: 1/4" = 1"

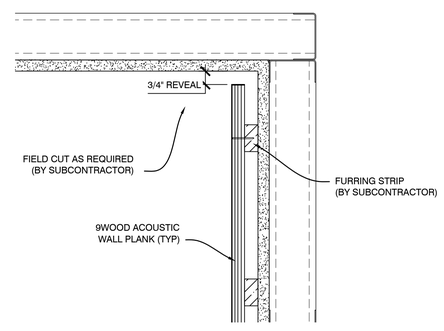

A4 SECTION - PERIMETER

SCALE: 1/4" = 1"

9WOOD

CUSTOM MADE FAST

999 SOUTH A STREET
SPRINGFIELD, OR 97477

TOLL-FREE 888.767.9990
FACSIMILE 888.767.9998

WWW.9WOOD.COM
ENGINEERING@9WOOD.COM

PROJECT CERTIFICATIONS: YES ☐ NO ☑

PROJECT

PROJECT NUMBER:
PROPOSAL NUMBER:

REVISION HISTORY

REV#	DATE	DESCRIPTION
10		
9		
8		
7		
6		
5		
4		
3		
2		
1	09.30.25	REVISION #1
0	02.11.21	RELEASE FOR APPROVAL'S

SHEET INFORMATION

DRAWING TYPE: SHOP DRAWINGS
DRAWN BY: CLC, JBH, & NWC
STANDARDS REVIEW: RAC
TECHNICAL REVIEW: RAC

THIS DOCUMENT CONTAINS PROPRIETARY INFORMATION OF 9WOOD, INC.
COPYRIGHT © 2025 9WOOD, INC.
ALL RIGHTS RESERVED.

KEY NOTES

SHEET TITLE

SYSTEM DETAILS

Z-501

SHEET 3 OF 3

PATH AND FILENAME: S:\BRAVIVA PRODUCTS\CUSTOMER FOLD\3.TEMPLATE SHOP DRAWINGS\09-ACOUSTICAL PLANKS\09-3100-3-BAC-FIBER ACOUSTICAL PLANK-WOOD SHOP DRAWING - HORIZONTAL.DWG
PLOTTED BY: Nwang, Nancy - LAST SAVED BY: CLC - LAST PLOTTED: 2025-09-30 - PAPER SIZE: ANSI D, 34.0" x 22.0" - PLOT SCALE: 1.0000 - DRAWING SCALE: 1:1