

## ACCENT CHAIRS AND RECLINERS

---

### **WALLACE**



**AMERICAN**  
LEATHER®

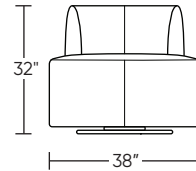
### Standard Features:

- Advanced unidirectional suspension system
- Premium high-density, high-resiliency foam seat cushion
- Tight back and seat
- Double-needle top-stitch with thick thread
- Swivel base
- Limited lifetime warranty on frame
- Quick-ship delivery

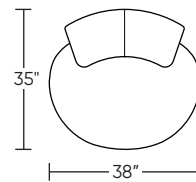
### Options:

- Contrasting cover available (two tone):
  - Color 1 - Seat (dictates cost)
  - Color 2 - Back
- Contrasting stitch detail available in Bermuda
  - Green, Beige, Black, Brown, Charcoal, Cream, Espresso, Gold Brown, Grey, Lemon, Midnight Blue, and Scarlet thread color
- Hidden feet on stationary chair

**WLL-CHR-ST (stationary)**  
**WLL-CHS-ST (swivel)**

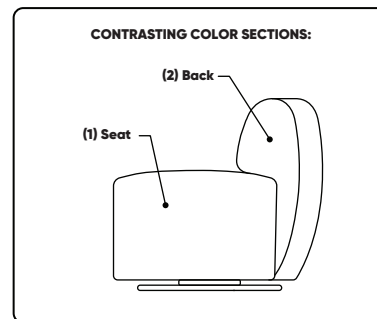
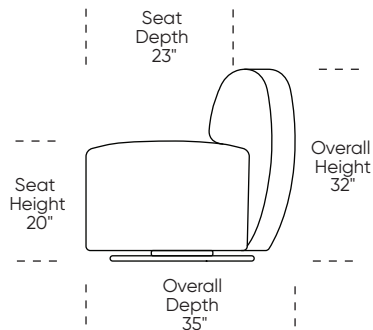


**WLL-CHR-ST (stationary)**  
**WLL-CHS-ST (swivel)**



### Leg height is 2"

Please use actual leather, fabric, Crypton®, Sunbrella® and Ultrasuede® swatches when specifying furniture as the colors shown may vary due to the printing process.



Scale: 1/4 inch = 1 foot  
All dimensions are approximate and subject to change.  
Specify components from the sitting position.