



Features and Benefits

- Utilizes disposable fluid path valve technology which eliminates cross-contamination and minimizes clean-up and downtime during product changeover
- Fills dual-component syringes simultaneously with the same or separate materials
- Features an adjustable fill level that is electronically controlled
- Nozzle-end filling process with pre-inserted plunger minimizes air entrapment
- Includes a built-in electronic PLC controller
- Features a built-in purge system
- Quick fill times – 2-6 seconds typical
- High-quality, precision air regulators supplied for precise fluid control

Model 1200 Syringe Filling System

The Tridak Model 1200 Syringe Filler offers void-free, accurate, and consistent syringe filling. It is designed to fill dual-component syringe cartridges with either the same or different materials simultaneously. The systems can also be configured to fill small, single-component syringes. This is an ideal filling station for materials like epoxies or composite resins that require two-component mixing. The Model 1200 is also particularly useful for lower volume production or where frequent material change-out is required. A typical fill takes 2-6 seconds.

The Model 1200 utilizes a simple software program to give operators complete control over fill speed and position.

Operators can easily adjust these factors to customize the fill to their specifications. In this syringe filling system, materials travel from the material reservoir to the fill nozzle through a disposable fluid path. The fluid path is completely sealed, eliminating contamination during the dispensing process. The fluid path is easy to replace and allows for quick material change-out.






System operation is simple. To operate the system, a syringe cartridge is first placed in the fill nozzle. The fill nozzle dispenses materials into the syringe through its tip. The system will stop when the syringe is full and the operator can then remove the syringe and start the filling process again with a new syringe.



Specifications	
Operating Air Pressure	60 psi (4.1 bar) min / 80 psi (5.5 bar) max
Required Electrical Power	120 VAC, 50/60 Hz
Dimensions (W x H x D)	29.125 in x 24.125 in x 18.25 in (73.98 cm x 61.28 cm x 46.36 cm)
Compatible Viscosity Range	1 - 60,000 cP
Recommended Spare Parts	T14051 Precision Air Regulator, 0-160 psi T17331 Fluid Path 8.5" x 3.8" OD T14999 Foot Switch T16787 3/8" OD, 1/4" ID Black Polyethylene Tubing T16789 Air Line Kit

Available System Packages

All systems include the Model 1200 filling system outfitted with two Model 828 dispensing valves (**T17057**) and two precision air regulators, a fluid line kit made of 3/8" OD, 1/4" ID black polyethylene tubing, a footswitch, a selected reservoir, and an air line kit.

Select System Based on Fluid Package Used					
No Reservoir	Cartridge Drop-In		Large Bottle Drop-In	Pail Drop-In	
	550 mL [20 Oz]	946 mL [32 oz]	Up to 1 Gallon	Up to 5 Gallon	Up to 15 Liter Straight or Taper
					
T10179	T17865	T17866	T17867	T17868	T17869