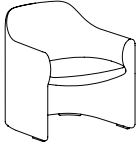


jackson 4680



**Stationary chair
Fully upholstered**

Non-marring glides
Standard with welt around perimeter

Inside seat width: 22¼", Inside seat depth: 21¼", Inside arm height: 6½"

When using a combination of fabrics or leathers, specify the application by designating the appropriate letter, shown below, on the purchase order. Yardage shown must be used.

See terms and conditions for contrasting upholstery and welt upcharges.

- A) One fabric or leather for seat
yardage: 1.0 yds. leather: 18.0 sq. ft.
- B) One fabric or leather for inside back
yardage: 2.0 yds. leather: 36.0 sq. ft.
- C) One fabric or leather for outside back
yardage: 2.0 yds. leather: 36.0 sq. ft.
- D) One fabric or leather for welt
yardage: 1.0 yds. leather: 18.0 sq. ft.

SCS Indoor Advantage™ Gold and LEVEL® 2 certified. See terms and conditions for additional environmental information.

Seat Height	Arm Height	W	D	H	Fabric	Leather	Weight	Cubes/Qty
18"	24¾"	29½"	27¼"	30¾"	6 yds.	108.0'	80.0 lbs.	36.09/1
458 mm	629 mm	750 mm	693 mm	772 mm	5.5 m	10.0 sqm	36.3 kg	1.03 cu.

COM	COL	1	2	3	4	5	6	7	8	9	10	11
2523	2643	3110	3217	3270	3377	3483	3523	3617	3697	3790	3910	4377

jackson 4680 left hand tablet



**Stationary chair with left hand tablet
Fully upholstered**

Non-marring glides
Standard with welt around the perimeter

Inside seat width: 22¼", Inside seat depth: 21¼", Inside arm height: 6½", Tablet height from floor: 26⅝"

Oblong tablet 10¼"w x 15"d x ¾" thick. 360° rotation around center of arm. Tablet is designed for light weight use and is not recommended for high use areas. Dimensions include tablet arm in user position. Maximum rotation dimensions: 34"d, 35⅝"w.

When using a combination of fabrics or leathers, specify the application by designating the appropriate letter, shown below, on the purchase order. Yardage shown must be used.

See terms and conditions for contrasting upholstery and welt upcharges.

- A) One fabric or leather for seat
yardage: 1.0 yds. leather: 18.0 sq. ft.
- B) One fabric or leather for inside back
yardage: 2.0 yds. leather: 36.0 sq. ft.
- C) One fabric or leather for outside back
yardage: 2.0 yds. leather: 36.0 sq. ft.
- D) One fabric or leather for welt
yardage: 1.0 yds. leather: 18.0 sq. ft.

SCS Indoor Advantage™ Gold and LEVEL® 2 certified. See terms and conditions for additional environmental information.

Seat Height	Arm Height	W	D	H	Fabric	Leather	Weight	Cubes/Qty
18"	24¾"	32⅝"	27¼"	30⅝"	6 yds.	108.0'	80.0 lbs.	36.09/1
458 mm	629 mm	750 mm	693 mm	772 mm	5.5 m	10.0 sqm	36.3 kg	1.03 cu.

COM	COL	1	2	3	4	5	6	7	8	9	10	11
3028	3148	3615	3722	3775	3882	3988	4028	4122	4202	4295	4415	4882

sku

4	6	8	0	L									

laminate finish

- WH** #671 designer white laminate, wilsonart D354-60 matte finish
- RC** #685 raw chestnut laminate, wilsonart 7975k-12 soft grain finish
- WT** #680 walnut heights laminate, wilsonart 7965k-12 soft grain finish

--	--

jackson 4680 right hand tablet Stationary chair with right hand tablet Fully upholstered



Non-marring glides
Standard with welt around the perimeter

Inside seat width: 22¼", Inside seat depth: 21¼", Inside arm height: 6½", Tablet height from floor: 26⅝"

Oblong tablet 10¼"w x 15"d x ¾" thick. 360° rotation around center of arm. Tablet is designed for light weight use and is not recommended for high use areas. Dimensions include tablet arm in user position. Maximum rotation dimensions: 34"d, 35⅝"w.

When using a combination of fabrics or leathers, specify the application by designating the appropriate letter, shown below, on the purchase order. Yardage shown must be used.

See terms and conditions for contrasting upholstery and welt upcharges.

- A) One fabric or leather for seat
yardage: 1.0 yds. leather: 18.0 sq. ft.
- B) One fabric or leather for inside back
yardage: 2.0 yds. leather: 36.0 sq. ft.
- C) One fabric or leather for outside back
yardage: 2.0 yds. leather: 36.0 sq. ft.
- D) One fabric or leather for welt
yardage: 1.0 yds. leather: 18.0 sq. ft.

SCS Indoor Advantage™ Gold and LEVEL® 2 certified. See terms and conditions for additional environmental information.

Seat Height	Arm Height	W	D	H	Fabric	Leather	Weight	Cubes/Qty
18"	24¾"	32⅝"	27¼"	30⅝"	6 yds.	108.0'	80.0 lbs.	36.09/1
458 mm	629 mm	750 mm	693 mm	772 mm	5.5 m	10.0 sqm	36.3 kg	1.03 cu.

COM	COL	1	2	3	4	5	6	7	8	9	10	11
3028	3148	3615	3722	3775	3882	3988	4028	4122	4202	4295	4415	4882

sku

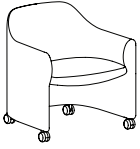
4	6	8	0	R								

laminate finish

- WH** #671 designer white laminate, wilsonart D354-60 matte finish
- RC** #685 raw chestnut laminate, wilsonart 7975k-12 soft grain finish
- WT** #680 walnut heights laminate, wilsonart 7965k-12 soft grain finish

--	--

jackson 4681



**Mobile chair
Fully upholstered**

Casters
Standard with welt around the perimeter

Inside seat width: 22¼", Inside seat depth: 21¼", Inside arm height: 6½"

When using a combination of fabrics or leathers, specify the application by designating the appropriate letter, shown below, on the purchase order. Yardage shown must be used.

See terms and conditions for contrasting upholstery and welt upcharges.

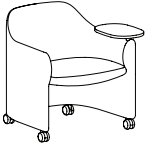
- A) One fabric or leather for seat
yardage: 1.0 yds. leather: 18.0 sq. ft.
- B) One fabric or leather for inside back
yardage: 2.0 yds. leather: 36.0 sq. ft.
- C) One fabric or leather for outside back
yardage: 2.0 yds. leather: 36.0 sq. ft.
- D) One fabric or leather for welt
yardage: 1.0 yds. leather: 18.0 sq. ft.

SCS Indoor Advantage™ Gold and LEVEL® 2 certified. See terms and conditions for additional environmental information.

Seat Height	Arm Height	W	D	H	Fabric	Leather	Weight	Cubes/Qty
18"	24¾"	29½"	27¼"	30¾"	6 yds.	108.0'	80.0 lbs.	36.09/1
458 mm	629 mm	750 mm	693 mm	772 mm	5.5 m	10.0 sqm	36.3 kg	1.03 cu.

COM	COL	1	2	3	4	5	6	7	8	9	10	11
2682	2802	3269	3376	3429	3536	3642	3682	3776	3856	3949	4069	4536

jackson 4681 left hand tablet



**Mobile chair with left hand tablet
Fully upholstered**

Casters
Standard with welt around the perimeter

Inside seat width: 22¼", Inside seat depth: 21¼", Inside arm height: 6½", Tablet height from floor: 26⅝"

Oblong tablet 10¼"w x 15"d x ¾" thick. 360° rotation around center of arm. Tablet is designed for light weight use and is not recommended for high use areas. Dimensions include tablet arm in user position. Maximum rotation dimensions: 34"d, 35⅝"w.

When using a combination of fabrics or leathers, specify the application by designating the appropriate letter, shown below, on the purchase order. Yardage shown must be used.

See terms and conditions for contrasting upholstery and welt upcharges.

- A) One fabric or leather for seat
yardage: 1.0 yds. leather: 18.0 sq. ft.
- B) One fabric or leather for inside back
yardage: 2.0 yds. leather: 36.0 sq. ft.
- C) One fabric or leather for outside back
yardage: 2.0 yds. leather: 36.0 sq. ft.
- D) One fabric or leather for welt
yardage: 1.0 yds. leather: 18.0 sq. ft.

SCS Indoor Advantage™ Gold and LEVEL® 2 certified. See terms and conditions for additional environmental information.

Seat Height	Arm Height	W	D	H	Fabric	Leather	Weight	Cubes/Qty
18"	24¾"	32⅝"	27¼"	30⅝"	6 yds.	108.0'	80.0 lbs.	36.09/1
458 mm	629 mm	750 mm	693 mm	772 mm	5.5 m	10.0 sqm	36.3 kg	1.03 cu.

COM	COL	1	2	3	4	5	6	7	8	9	10	11
3187	3307	3774	3881	3934	4041	4147	4187	4281	4361	4454	4574	5041

sku

4	6	8	1	L									

laminate finish

- WH** #671 designer white laminate, wilsonart D354-60 matte finish
- RC** #685 raw chestnut laminate, wilsonart 7975k-12 soft grain finish
- WT** #680 walnut heights laminate, wilsonart 7965k-12 soft grain finish

--	--	--	--	--	--	--	--	--	--	--	--	--	--

jackson 4681 right hand tablet **Mobile chair with right hand tablet**
Fully upholstered



Casters
 Standard with welt around the perimeter

Inside seat width: 22¼", Inside seat depth: 21¼", Inside arm height: 6½", Tablet height from floor: 26⅝"

Oblong tablet 10¼"w x 15"d x¾" thick. 360° rotation around center of arm. Tablet is designed for light weight use and is not recommended for high use areas. Dimensions include tablet arm in user position. Maximum rotation dimensions: 34"d, 35⅝"w.

When using a combination of fabrics or leathers, specify the application by designating the appropriate letter, shown below, on the purchase order. Yardage shown must be used.

See terms and conditions for contrasting upholstery and welt upcharges.

- A) One fabric or leather for seat
 yardage: 1.0 yds. leather: 18.0 sq. ft.
- B) One fabric or leather for inside back
 yardage: 2.0 yds. leather: 36.0 sq. ft.
- C) One fabric or leather for outside back
 yardage: 2.0 yds. leather: 36.0 sq. ft.
- D) One fabric or leather for welt
 yardage: 1.0 yds. leather: 18.0 sq. ft.

SCS Indoor Advantage™ Gold and LEVEL® 2 certified. See terms and conditions for additional environmental information.

Seat Height	Arm Height	W	D	H	Fabric	Leather	Weight	Cubes/Qty
18"	24¾"	32⅝"	27¼"	30⅝"	6 yds.	108.0'	80.0 lbs.	36.09/1
458 mm	629 mm	750 mm	693 mm	772 mm	5.5 m	10.0 sqm	36.3 kg	1.03 cu.

COM	COL	1	2	3	4	5	6	7	8	9	10	11
3187	3307	3774	3881	3934	4041	4147	4187	4281	4361	4454	4574	5041

sku

4	6	8	1	R								

laminate finish

- WH** #671 designer white laminate, wilsonart D354-60 matte finish
- RC** #685 raw chestnut laminate, wilsonart 7975k-12 soft grain finish
- WT** #680 walnut heights laminate, wilsonart 7965k-12 soft grain finish

--	--	--	--	--	--	--	--	--	--	--	--	--