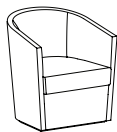


## glasgow 6492


**Stationary chair**  
**Fully upholstered**

When using a combination of fabrics or leathers, specify the application by designating the appropriate letter, shown below, on the purchase order. Yardage shown must be used.

See terms and conditions for contrasting upholstery upcharges.

- A) One fabric or leather for seat  
yardage: 1.0 yds. leather: 32.4 sq. ft.
- B) One fabric or leather for inside and outside back, sides, inside arms and front panel  
yardage: 4.25 yds. leather: 56.7 sq. ft.

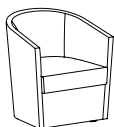
SCS Indoor Advantage™ Gold and LEVEL® 2 certified. See terms and conditions for additional environmental information.

Seat Height	Arm Height	W	D	H	Fabric	Leather	Weight	Cubes/Qty
17½"	25½"	27¾"	25¾"	30¾"	5.0 yds	75.0'	65 lbs	22.69'/1
435 mm	648 mm	695 mm	651 mm	765 mm	4.6 m	7.0 sqm	29.5 kg	.64 cu

COM	COL	1	2	3	4	5	6	7	8	9	10	11
2479	2579	2968	3057	3102	3191	3279	3313	3391	3457	3535	3635	4024

## glasgow 6493


**Chair with casters**  
**Fully upholstered**

When using a combination of fabrics or leathers, specify the application by designating the appropriate letter, shown below, on the purchase order. Yardage shown must be used.

See terms and conditions for contrasting upholstery upcharges.

- A) One fabric or leather for seat  
yardage: 1.0 yds. leather: 32.4 sq. ft.
- B) One fabric or leather for inside and outside back, sides, inside arms and front panel  
yardage: 4.25 yds. leather: 56.7 sq. ft.

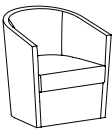
SCS Indoor Advantage™ Gold and LEVEL® 2 certified. See terms and conditions for additional environmental information.

Seat Height	Arm Height	W	D	H	Fabric	Leather	Weight	Cubes/Qty
17½"	25½"	27¾"	25¾"	30¾"	5.0 yds	75.0'	65 lbs	22.69'/1
435 mm	648 mm	695 mm	651 mm	765 mm	4.6 m	7.0 sqm	29.5 kg	.64 cu

COM	COL	1	2	3	4	5	6	7	8	9	10	11
2646	2746	3135	3224	3269	3358	3446	3480	3558	3624	3702	3802	4191

glasgow 6494



Self-return swivel  
Fully upholstered

When using a combination of fabrics or leathers, specify the application by designating the appropriate letter, shown below, on the purchase order. Yardage shown must be used.

See terms and conditions for contrasting upholstery upcharges.

- A) One fabric or leather for seat  
yardage: 1.0 yds.      leather: 32.4 sq. ft.
- B) One fabric or leather for inside and outside back, sides, inside arms and front panel  
yardage: 4.25 yds.      leather: 56.7 sq. ft.

SCS Indoor Advantage™ Gold and LEVEL® 2 certified. See terms and conditions for additional environmental information.

Seat Height	Arm Height	W	D	H	Fabric	Leather	Weight	Cubes/Qty
17½"	25½"	27¾"	25¾"	30¾"	5.0 yds	75.0'	71 lbs	22.69'/1
435 mm	648 mm	695 mm	651 mm	765 mm	4.6 m	7.0 sqm	32.2 kg	.64 cu

COM	COL	1	2	3	4	5	6	7	8	9	10	11
2906	3006	3395	3484	3529	3618	3706	3740	3818	3884	3962	4062	4451