

**becca 1082**

**Fully upholstered**  
**Standard with plain welt**  
**Saddle stitched seams on the inside and outside**

Inside seat width: 21", Inside seat depth: 21"

When using a combination of fabrics or leathers, specify the application by designating the appropriate letter, shown below, on the purchase order. Yardage shown must be used.

See terms and conditions for contrasting upholstery and welt upcharges.

- A) One fabric or leather for inback and seat  
yardage: 3.75 yds. leather: 65.0 sq. ft.  
B) One fabric or leather for outback  
yardage: 3.75 yds. leather: 65.0 sq. ft.  
C) One fabric or leather for welt  
yardage: 1.5 yds. leather: 20.0 sq. ft.

When using decorative trim for welt order:  
yardage: 7½ yds. 5mm cord

SCS Indoor Advantage™ Gold and LEVEL® 2 certified. See terms and conditions for additional environmental information.

Seat Height	Arm Height	W	D	H	Fabric	Leather	Weight	Cubes/Qty
17¼"	5½"	34"	32¼"	31½"	7.5 yds.	130.0'	91 lbs	36.09'/1
438 mm	137 mm	864 mm	819 mm	797 mm	6.9 m	12.1 sqm	41.3 kg	1.02 cu

COM	COL	1	2	3	4	5	6	7	8	9	10	11
3539	3689	4273	4406	4473	4606	4739	4789	4906	5006	5123	5273	5856

**becca 1082L**

**Available in leather only**  
**Bespoke leather welt**  
**Saddle stitched seams on the inside and outside**

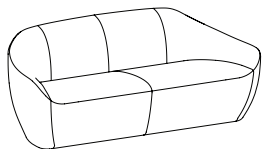
Inside seat width: 21", Inside seat depth: 21"

Bespoke Leather Welt Specification: Thread color must be specified. Reference Becca/Stitching on [bernhardtdesign.com](http://bernhardtdesign.com) for color options.

SCS Indoor Advantage™ Gold and LEVEL® 2 certified. See terms and conditions for additional environmental information.

Seat Height	Arm Height	W	D	H	Fabric	Leather	Weight	Cubes/Qty
17¼"	5½"	34"	32¼"	31½"	-	130.0'	91 lbs	36.09'/1
439 mm	138 mm	865 mm	819 mm	797 mm	-	12.1 sqm	41.3 kg	1.02 cu

COL
5014

**becca 1085**

**Two-seat**  
**Fully upholstered**  
**Standard with plain welt**  
**Saddle stitched seams on the inside and outside**

Inside seat width: 66", Inside seat depth: 22"

When using a combination of fabrics or leathers, specify the application by designating the appropriate letter, shown below, on the purchase order. Yardage shown must be used.

See terms and conditions for contrasting upholstery and welt upcharges.

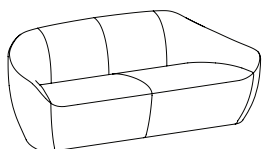
- A) One fabric or leather for inback and seat  
yardage: 7.5 yds. leather: 140.0 sq. ft.  
B) One fabric or leather for outback  
yardage: 9.0 yds. leather: 165.0 sq. ft.  
C) One fabric or leather for welt  
yardage: 1.5 yds. leather: 20.0 sq. ft.

When using decorative trim for welt order:  
yardage: 15.0 yds. 5mm cord

SCS Indoor Advantage™ Gold and LEVEL® 2 certified. See terms and conditions for additional environmental information.

Seat Height	Arm Height	W	D	H	Fabric	Leather	Weight	Cubes/Qty
18"	6"	84"	31⅞"	31⅞"	16.5 yds.	325.0'	178 lbs.	80.67'/1
457 mm	152 mm	2134 mm	810 mm	797 mm	15.1 m	30.2 sqm	80.7 kg	2.3 cu.

COM	COL	1	2	3	4	5	6	7	8	9	10	11
5895	6225	7509	7802	7949	8242	8535	8645	8902	9122	9379	9709	10992

**becca 1085L**

**Two-seat**  
**Available in leather only**  
**Bespoke leather welt**  
**Saddle stitched seams on the inside and outside**

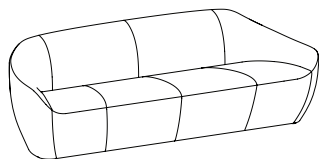
Inside seat width: 66", Inside seat depth: 22"

Bespoke Leather Welt Specification: Thread color must be specified. Reference Becca/Stitching on [bernhardtdesign.com](http://bernhardtdesign.com) for color options.

SCS Indoor Advantage™ Gold and LEVEL® 2 certified. See terms and conditions for additional environmental information.

Seat Height	Arm Height	W	D	H	Fabric	Leather	Weight	Cubes/Qty
18"	6"	84"	31⅞"	31⅞"	-	325.0'	178 lbs.	80.67'/1
457 mm	152 mm	2134 mm	810 mm	797 mm	-	30.2 sqm	80.7 kg	2.3 cu.

COL
7550

**becca 1087**

**Three-seat**  
**Fully upholstered**  
**Standard with plain welt**  
**Saddle stitched seams on the inside and outside**

Inside seat width: 80", Inside seat depth: 22"

When using a combination of fabrics or leathers, specify the application by designating the appropriate letter, shown below, on the purchase order. Yardage shown must be used.

See terms and conditions for contrasting upholstery upcharges.

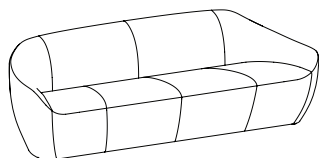
- A) One fabric or leather for inback and seat  
yardage: 7.5 yds. leather: 140.0 sq. ft.  
B) One fabric or leather for outback  
yardage: 9.0 yds. leather: 165.0 sq. ft.  
C) One fabric or leather for welt  
yardage: 1.5 yds. leather: 20.0 sq. ft.

When using decorative trim for welt order:  
yardage: 15.0 yds. 5mm cord

SCS Indoor Advantage™ Gold and LEVEL® 2 certified. See terms and conditions for additional environmental information.

Seat Height	Arm Height	W	D	H	Fabric	Leather	Weight	Cubes/Qty
18"	6"	98 $\frac{3}{4}$ "	31 $\frac{1}{8}$ "	31 $\frac{1}{8}$ "	16.5 yds.	325.0'	223 lbs.	101.65'/1
457 mm	152 mm	2505 mm	810 mm	797 mm	15.1 m	30.2 sqm	101.2 kg	2.88 cu.

COM	COL	1	2	3	4	5	6	7	8	9	10	11
7370	7700	8984	9277	9424	9717	10010	10120	10377	10597	10854	11184	12467

**becca 1087L**

**Three-seat**  
**Available in leather only**  
**Bespoke leather welt**  
**Saddle stitched seams on the inside and outside**

Inside seat width: 80", Inside seat depth: 22"

Bespoke Leather Welt Specification: Thread color must be specified. Reference Becca/Stitching on [bernhardtdesign.com](http://bernhardtdesign.com) for color options.

SCS Indoor Advantage™ Gold and LEVEL® 2 certified. See terms and conditions for additional environmental information.

Seat Height	Arm Height	W	D	H	Fabric	Leather	Weight	Cubes/Qty
18"	6"	98 $\frac{3}{4}$ "	31 $\frac{1}{8}$ "	31 $\frac{1}{8}$ "	-	325.0'	223 lbs.	101.65'/1
457 mm	152 mm	2505 mm	810 mm	797 mm	-	30.2 sqm	101.2 kg	2.88 cu.

COL
9026

## Becca Seating System Specification Guide

The Becca Lounge Collection is fully upholstered and includes 6 freestanding skus and 14 unique modules. Becca freestanding units come with non-leveling guides. The Becca modular units come with leveling non-marring glides.

Modules can be used interchangeably to create an unlimited number of configurations. To select the modules that are appropriate for your application use the guide below. All necessary ganging brackets are included and pre-installed. The Becca modules can only be used in conjunction with other Becca modules and are not intended to be used as freestanding components.

All COM/COL fabrics must be preapproved by Bernhardt Design prior to application. SCS Indoor Advantage™ Gold and LEVEL® 2 certified. See terms and conditions for additional environmental information.

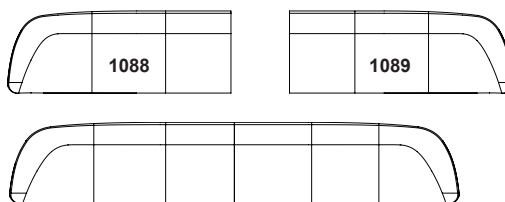
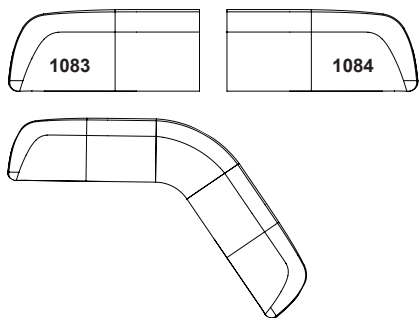
When ordering multi-item configurations, please provide the total COM yardage from the same dye lot in a continuous roll(s).

Please visit [Bernhardtdesign.com](http://Bernhardtdesign.com) for a complete library of 2D, 3D and Revit models. You may also contact your local sales representative or the Bernhardt Design corporate office for specification assistance.

### Product Selection

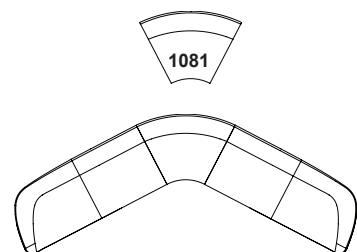
#### A. End Modules

All Becca configurations must include an end module on each end of the configuration.



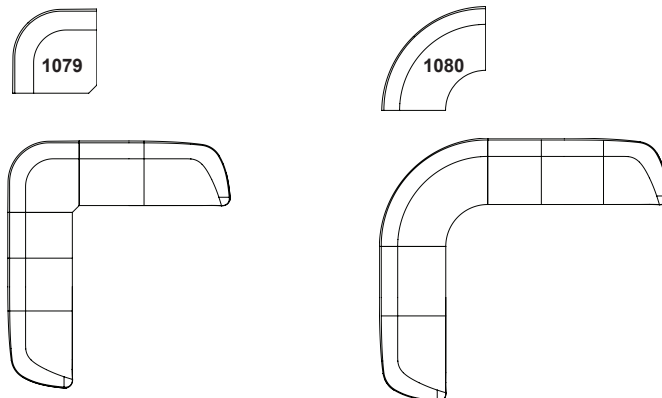
#### B. 45° Connecting Modules

Connecting modules are used in conjunction with end modules. 45° Connecting modules may not be used at the end of a configuration or as a freestanding unit.



#### C. 90° Connecting Modules

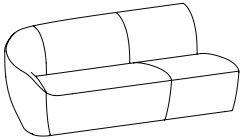
Connecting modules are used in conjunction with end modules. 90° Connecting modules may not be used at the end of a configuration or as a freestanding unit.



Becca Seating System Sample Configurations

Sku		Description
1	1083	Two-seat. Left Arm Facing Module
	1079	90° Straight Corner Module
	1089	Three-seat. Right Arm Facing Module
2	1083	Two-seat. Left Arm Facing Module
	1080	90° Curved Corner Module
	1089	Three-seat. Right Arm Facing Module
3	1083	Two-seat. Left Arm Facing Module
	1084	Two-seat. Right Arm Facing Module
4	1083	Two-seat. Left Arm Facing Module
	1081	45° Curved Corner Module
	1084	Two-seat. Right Arm Facing Module

## becca 1083



**Two-seat**  
**Left arm facing module**  
**Fully upholstered**  
**Standard with plain welt**  
**Saddle stitched seams on the inside and outside**

Leveling non-marring glides  
 All necessary ganging brackets are included and pre-installed

Inside seat width: 65", Inside seat depth: 22"

When using a combination of fabrics or leathers, specify the application by designating the appropriate letter, shown below, on the purchase order. Yardage shown must be used.

See terms and conditions for contrasting upholstery upcharges.

- A) One fabric or leather for inback and seat  
 yardage: 6.0 yds. leather: 100.0 sq. ft.  
 B) One fabric or leather for outback  
 yardage: 5.0 yds. leather: 80.0 sq. ft.  
 C) One fabric or leather for welt  
 yardage: 1.5 yds. leather: 18.0 sq. ft.

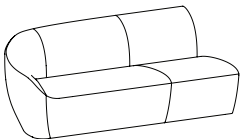
When using decorative trim for welt order:  
 yardage: 12.0 yds 5mm cord

SCS Indoor Advantage™ Gold and LEVEL® 2 certified. See terms and conditions for additional environmental information.

Seat Height	Arm Height	W	D	H	Fabric	Leather	Weight	Cubes/Qty
18"	6"	74"	31 $\frac{1}{8}$ "	31 $\frac{1}{8}$ "	11.0 yds.	180.0'	170 lbs.	100.22'/1
457 mm	152 mm	1880 mm	810 mm	797 mm	10.1 m	16.7 sqm	77.1 kg	2.8 cu.

COM	COL	1	2	3	4	5	6	7	8	9	10	11
4716	4936	5792	5988	6085	6281	6476	6550	6721	6868	7039	7259	8114

## becca 1083L



**Two-seat**  
**Left arm facing module**  
**Available in leather only**  
**Bespoke leather welt**  
**Saddled stitched seams on the inside and outside**

Leveling non-marring glides  
 All necessary ganging brackets are included and pre-installed

Inside seat width: 65", Inside seat depth: 22"

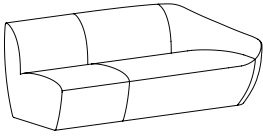
Bespoke Leather Welt Specification: Thread color must be specified. Reference Becca/Stitching on [bernhardtdesign.com](http://bernhardtdesign.com) for color options.

SCS Indoor Advantage™ Gold and LEVEL® 2 certified. See terms and conditions for additional environmental information.

Seat Height	Arm Height	W	D	H	Fabric	Leather	Weight	Cubes/Qty
18"	6"	74"	31 $\frac{1}{8}$ "	31 $\frac{1}{8}$ "	-	180.0'	170 lbs.	100.22'/1
457 mm	152 mm	1880 mm	810 mm	797 mm	-	16.7 sqm	77.1 kg	2.8 cu.

COL
6115

## becca 1084



**Two-seat**  
**Right arm facing module**  
**Fully upholstered**  
**Standard with plain welt**  
**Saddled stitched seams on the inside and outside**

Leveling non-marring glides  
 All necessary ganging brackets are included and pre-installed

Inside seat width: 65", Inside seat depth: 22"

When using a combination of fabrics or leathers, specify the application by designating the appropriate letter, shown below, on the purchase order. Yardage shown must be used.

See terms and conditions for contrasting upholstery upcharges.

- A) One fabric or leather for inback and seat  
 yardage: 6.0 yds. leather: 100.0 sq. ft.  
 B) One fabric or leather for outback  
 yardage: 5.0 yds. leather: 80.0 sq. ft.  
 C) One fabric or leather for welt  
 yardage: 1.5 yds. leather: 18.0 sq. ft.

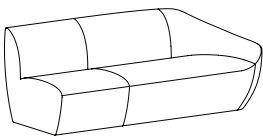
When using decorative trim for welt order:  
 yardage: 12.0 yds. 5mm cord

SCS Indoor Advantage™ Gold and LEVEL® 2 certified. See terms and conditions for additional environmental information.

Seat Height	Arm Height	W	D	H	Fabric	Leather	Weight	Cubes/Qty
18"	-	74"	31 $\frac{7}{8}$ "	31 $\frac{3}{4}$ "	11.0 yds.	180.0'	170 lbs.	100.22'/1
457 mm	-	1880 mm	810 mm	797 mm	10.1 m	16.7 sqm	77.1 kg	2.8 cu.

COM	COL	1	2	3	4	5	6	7	8	9	10	11
4716	4936	5792	5988	6085	6281	6476	6550	6721	6868	7039	7259	8114

## becca 1084L



**Two-seat**  
**Right arm facing module**  
**Available in leather only**  
**Bespoke leather welt**  
**Saddled stitched seams on the inside and outside**

Leveling non-marring glides  
 All necessary ganging brackets are included and pre-installed

Inside seat width: 65", Inside seat depth: 22"

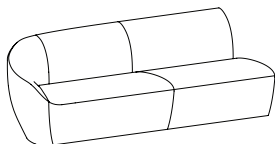
Bespoke Leather Welt Specification: Thread color must be specified. Reference Becca/Stitching on [bernhardtdesign.com](http://bernhardtdesign.com) for color options.

SCS Indoor Advantage™ Gold and LEVEL® 2 certified. See terms and conditions for additional environmental information.

Seat Height	Arm Height	W	D	H	Fabric	Leather	Weight	Cubes/Qty
18"	6"	74"	31 $\frac{7}{8}$ "	31 $\frac{3}{4}$ "	-	180.0'	170 lbs.	100.227'/1
457 mm	152 mm	1880 mm	810 mm	797 mm	-	16.7 sqm	77.1 kg	2.8 cu.

COL
6115

## becca 1088



**Three-seat**  
**Left arm facing module**  
**Fully upholstered**  
**Standard with plain welt**  
**Saddled stitched seams on the inside and outside**

Leveling non-marring glides  
 All necessary ganging brackets are included and pre-installed

Inside seat width: 77", Inside seat depth: 22"

When using a combination of fabrics or leathers, specify the application by designating the appropriate letter, shown below, on the purchase order. Yardage shown must be used.

See terms and conditions for contrasting upholstery upcharges.

- A) One fabric or leather for inback and seat  
 yardage: 7.0 yds. leather: 114.0 sq. ft.  
 B) One fabric or leather for outback  
 yardage: 7.1 yds. leather: 115.0 sq. ft.  
 C) One fabric or leather for welt  
 yardage: 1.5 yds. leather: 18.0 sq. ft.

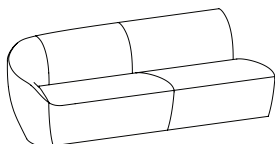
When using decorative trim for welt order:  
 yardage: 15.0 yds. 5mm cord

SCS Indoor Advantage™ Gold and LEVEL® 2 certified. See terms and conditions for additional environmental information.

Seat Height	Arm Height	W	D	H	Fabric	Leather	Weight	Cubes/Qty
18"	6"	86"	31 7/8"	31 1/2"	14.1 yds.	230.0'	189 lbs.	101.65'/1
457 mm	152 mm	2184 mm	810 mm	797 mm	12.9 m	21.4 sqm	85.7 kg	2.9 cu.

COM	COL	1	2	3	4	5	6	7	8	9	10	11
5895	6177	7274	7525	7650	7901	8151	8245	8465	8653	8872	9154	10251

## becca 1088L



**Three-seat**  
**Left arm facing module**  
**Available in leather only**  
**Bespoke leather welt**  
**Saddled stitch seams on the inside and outside**

Leveling non-marring glides  
 All necessary ganging brackets are included and pre-installed

Inside seat width: 77", Inside seat depth: 22"

Bespoke Leather Welt Specification: Thread color must be specified. Reference Becca/Stitching on [bernhardtdesign.com](http://bernhardtdesign.com) for color options.

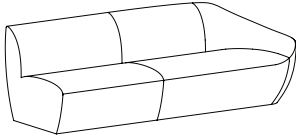
SCS Indoor Advantage™ Gold and LEVEL® 2 certified. See terms and conditions for additional environmental information.

Seat Height	Arm Height	W	D	H	Fabric	Leather	Weight	Cubes/Qty
18"	6"	86"	31 7/8"	31 1/2"	-	230.0'	189 lbs.	101.65'/1
457 mm	152 mm	2184 mm	810 mm	797 mm	-	21.4 sqm	85.7 kg	2.9 cu.

COL
7652



## becca 1089



**Three-seat**  
**Right arm facing module**  
**Fully upholstered**  
**Standard with plain welt**  
**Saddled stitched seams on the inside and outside**

Leveling non-marring glides  
 All necessary ganging brackets are included and pre-installed

Inside seat width: 77", Inside seat depth: 22"

When using a combination of fabrics or leathers, specify the application by designating the appropriate letter, shown below, on the purchase order. Yardage shown must be used.

See terms and conditions for contrasting upholstery upcharges.

- A) One fabric or leather for inback and seat  
 yardage: 7.0 yds. leather: 114.0 sq. ft.  
 B) One fabric or leather for outback  
 yardage: 7.1 yds. leather: 115.0 sq. ft.  
 C) One fabric or leather for welt  
 yardage: 1.5 yds. leather: 18.0 sq. ft.

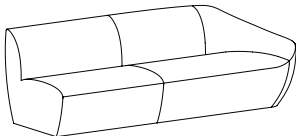
When using decorative trim for welt order:  
 yardage: 15.0 yds. 5mm cord

SCS Indoor Advantage™ Gold and LEVEL® 2 certified. See terms and conditions for additional environmental information.

Seat Height	Arm Height	W	D	H	Fabric	Leather	Weight	Cubes/Qty
18"	6"	86"	31 $\frac{7}{8}$ "	31 $\frac{3}{4}$ "	14.1 yds.	230.0'	189 lbs.	101.65'/1
457 mm	152 mm	2184 mm	810 mm	797 mm	12.9 m	21.4 sqm	85.7 kg	2.9 cu.

COM	COL	1	2	3	4	5	6	7	8	9	10	11
5895	6177	7274	7525	7650	7901	8151	8245	8465	8653	8872	9154	10251

## becca 1089L



**Three-seat**  
**Right arm facing module**  
**Available in leather only**  
**Bespoke leather welt**  
**Saddle stitched seams on the inside and outside**

Leveling non-marring glides  
 All necessary ganging brackets are included and pre-installed

Inside seat width: 77", Inside seat depth: 22"

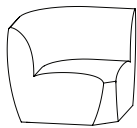
Bespoke Leather Welt Specification: Thread color must be specified. Reference Becca/Stitching on [bernhardtdesign.com](http://bernhardtdesign.com) for color options.

SCS Indoor Advantage™ Gold and LEVEL® 2 certified. See terms and conditions for additional environmental information.

Seat Height	Arm Height	W	D	H	Fabric	Leather	Weight	Cubes/Qty
18"	6"	86"	31 $\frac{7}{8}$ "	31 $\frac{3}{4}$ "	-	230.0'	189 lbs.	101.65'/1
457 mm	152 mm	2184 mm	810 mm	797 mm	-	21.4 sqm	85.7 kg	2.9 cu.

COL
7652

## becca 1079



**90° straight corner module**  
**Fully upholstered**  
**Standard with plain welt**  
**Saddled stitched seams on the inside and outside**

Leveling non-marring glides  
 All necessary ganging brackets are included and pre-installed

Inside seat width: 28 $\frac{3}{4}$ ", Inside seat depth: 21 $\frac{1}{8}$ "

When using a combination of fabrics or leathers, specify the application by designating the appropriate letter, shown below, on the purchase order. Yardage shown must be used.

See terms and conditions for contrasting upholstery upcharges.

- A) One fabric or leather for inback and seat  
 yardage: 3.6 yds. leather: 59.0 sq ft.  
 B) One fabric or leather for outback  
 yardage: 4.5 yds. leather: 75.0 sq. ft.  
 C) One fabric or leather for welt  
 yardage: 1.5 yds. leather: 18.0 sq. ft.

When using decorative trim for welt order:  
 yardage: 7.0 yds. 5mm cord

SCS Indoor Advantage™ Gold and LEVEL® 2 certified. See terms and conditions for additional environmental information.

Seat Height	Arm Height	W	D	H	Fabric	Leather	Weight	Cubes/Qty
18"	-	35 $\frac{1}{4}$ "	35 $\frac{1}{4}$ "	31 $\frac{1}{8}$ "	8.1 yds.	135.0'	122 lbs.	36.09'/1
457 mm	-	895 mm	895 mm	797 mm	7.4 m	12.5 sqm	55.3 kg	1.02 cu.

COM	COL	1	2	3	4	5	6	7	8	9	10	11
3390	3552	4182	4326	4398	4542	4686	4740	4866	4974	5100	5262	5892

## becca 1079L



**90° straight corner module**  
**Available in leather only**  
**Bespoke leather welt**  
**Saddle stitched seams on the inside and outside**

Leveling non-marring glides  
 All necessary ganging brackets are included and pre-installed

Inside seat width: 28 $\frac{3}{4}$ ", Inside seat depth: 21 $\frac{1}{8}$ "

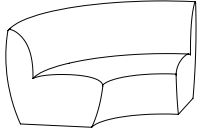
Bespoke Leather Welt Specification: Thread color must be specified. Reference Becca/Stitching on BernhardtDesign.com for COL or options.

SCS Indoor Advantage™ Gold and LEVEL® 2 certified. See terms and conditions for additional environmental information.

Seat Height	Arm Height	W	D	H	Fabric	Leather	Weight	Cubes/Qty
18"	-	35 $\frac{1}{4}$ "	35 $\frac{1}{4}$ "	31 $\frac{1}{8}$ "	-	135.0'	122 lbs.	36.09'/1
457 mm	-	895 mm	895 mm	797 mm	-	12.5 sqm	55.3 kg	1.02 cu.

COL
4437

## becca 1080



**90° Curved corner module**  
**Fully upholstered**  
**Standard with plain welt**  
**Saddle stitched seams on the inside and outside**

Leveling non-marring glides  
 All necessary ganging brackets are included and pre-installed

Inside seat width: 47", Inside seat depth: 21½"

When using a combination of fabrics or leathers, specify the application by designating the appropriate letter, shown below, on the purchase order. Yardage shown must be used.

See terms and conditions for contrasting upholstery upcharges.

- A) One fabric or leather for inback and seat  
 yardage: 4.5 yds. leather: 75.0 sq ft.  
 B) One fabric or leather for outback  
 yardage: 4.3 yds. leather: 70.0 sq. ft.  
 C) One fabric or leather for welt  
 yardage: 1.5 yds. leather: 18.0 sq. ft.

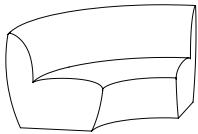
When using decorative trim for welt order  
 yardage: 10.0 yds. 5mm cord

SCS Indoor Advantage™ Gold and LEVEL® 2 certified. See terms and conditions for additional environmental information.

Seat Height	Arm Height	W	D	H	Fabric	Leather	Weight	Cubes/Qty
18"	-	72½"	51"	31½"	8.8 yds.	145.0'	142 lbs.	100.22'/1
457 mm	-	1842 mm	1295 mm	797 mm	8.0 m	13.5 sqm	64.4 kg	2.8 cu.

COM	COL	1	2	3	4	5	6	7	8	9	10	11
4716	4892	5577	5733	5812	5968	6124	6183	6320	6437	6574	6750	7435

## becca 1080L



**90° Curved corner module**  
**Available in leather only**  
**Bespoke leather welt**  
**Saddled stitch seams on the inside and outside**

Leveling non-marring glides  
 All necessary ganging brackets are included and pre-installed

Inside seat width: 47", Inside seat depth: 21½"

Bespoke Leather Welt Specification: Thread color must be specified. Reference Becca/Stitching on BernhardtDesign.com for COL or options.

SCS Indoor Advantage™ Gold and LEVEL® 2 certified. See terms and conditions for additional environmental information.

Seat Height	Arm Height	W	D	H	Fabric	Leather	Weight	Cubes/Qty
18"	-	72½"	51"	31½"	-	145.0'	142 lbs.	100.22'/1
457 mm	-	1842 mm	1295 mm	797 mm	-	13.5 sqm	64.4 kg	2.8 cu.

COL
5924

## becca 1081



**45° Curved corner module**  
**Fully upholstered**  
**Standard with plain welt**  
**Saddled stitched seams on the inside and outside**

Leveling non-marring glides  
 All necessary ganging brackets are included and pre-installed

Inside seat width: 20¾", Inside seat depth: 28⅞"

When using a combination of fabrics or leathers, specify the application by designating the appropriate letter, shown below, on the purchase order. Yardage shown must be used.

See terms and conditions for contrasting upholstery upcharges.

- A) One fabric or leather for inback and seat  
 yardage: 3.5 yds. leather: 58.0 sq ft.  
 B) One fabric or leather for outback  
 yardage: 2.6 yds. leather: 43.0 sq. ft.  
 C) One fabric or leather for welt  
 yardage: 1.5 yds. leather: 18.0 sq. ft.

When using decorative trim for welt order:  
 yardage: 7.0 yds. 5mm cord

SCS Indoor Advantage™ Gold and LEVEL® 2 certified. See terms and conditions for additional environmental information.

Seat Height	Arm Height	W	D	H	Fabric	Leather	Weight	Cubes/Qty
18"	-	39½"	41⅞"	31⅞"	6.1 yds.	100.0'	101 lbs.	44.0'/1
457 mm	-	1003 mm	1051 mm	797 mm	5.6 m	9.3 sqm	45.8 kg	1.2 cu.

COM	COL	1	2	3	4	5	6	7	8	9	10	11
3097	3219	3694	3802	3857	3965	4073	4114	4209	4290	4385	4507	4982

## becca 1081L



**45° Curved corner module**  
**Available in leather only**  
**Bespoke leather welt**  
**Saddled stitched seams on the inside and outside**

Leveling non-marring glides  
 All necessary ganging brackets are included and pre-installed

Inside seat width: 20¾" , Inside seat depth: 28⅞"

Bespoke Leather Welt Specification: Thread color must be specified. Reference Becca/Stitching on [bernhardtdesign.com](http://bernhardtdesign.com) for color options

SCS Indoor Advantage™ Gold and LEVEL® 2 certified. See terms and conditions for additional environmental information.

Seat Height	Arm Height	W	D	H	Fabric	Leather	Weight	Cubes/Qty
18"	-	39½"	41⅞"	31⅞"	-	100.0'	101 lbs.	44.07'/1
457 mm	-	1003 mm	1051 mm	797 mm	-	9.3 sqm	45.8 kg	1.2 cu.

COL
3955