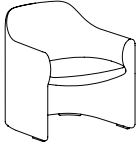


jackson 4680



**Stationary chair
Fully upholstered**

Non-marring glides
Standard with welt around perimeter

Inside seat width: 22¼", Inside seat depth: 21¼", Inside arm height: 6½"

When using a combination of fabrics or leathers, specify the application by designating the appropriate letter, shown below, on the purchase order. Yardage shown must be used.

See terms and conditions for contrasting upholstery and welt upcharges.

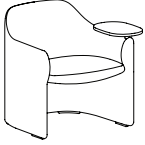
- A) One fabric or leather for seat
yardage: 1.0 yds. leather: 18.0 sq. ft.
- B) One fabric or leather for inside back
yardage: 2.0 yds. leather: 36.0 sq. ft.
- C) One fabric or leather for outside back
yardage: 2.0 yds. leather: 36.0 sq. ft.
- D) One fabric or leather for welt
yardage: 1.0 yds. leather: 18.0 sq. ft.

SCS Indoor Advantage™ Gold and LEVEL® 2 certified. See terms and conditions for additional environmental information.

Seat Height	Arm Height	W	D	H	Fabric	Leather	Weight	Cubes/Qty
18"	24¾"	29½"	27¼"	30¾"	6 yds.	108.0'	80.0 lbs.	36.09/1
458 mm	629 mm	750 mm	693 mm	772 mm	5.5 m	10.0 sqm	36.3 kg	1.03 cu.

COM	COL	1	2	3	4	5	6	7	8	9	10	11
2380	2500	2940	3034	3087	3194	3287	3327	3394	3487	3567	3660	4194

jackson 4680 left hand tablet



**Stationary chair with left hand tablet
Fully upholstered**

Non-marring glides
Standard with welt around the perimeter

Inside seat width: 22¹/₄", Inside seat depth: 21¹/₄", Inside arm height: 6¹/₂", Tablet height from floor: 26⁵/₈"

Oblong tablet 10¹/₄"w x 15"d x³/₄" thick. 360° rotation around center of arm. Tablet is designed for light weight use and is not recommended for high use areas. Dimensions include tablet arm in user position. Maximum rotation dimensions: 34"d, 35¹/₈"w.

When using a combination of fabrics or leathers, specify the application by designating the appropriate letter, shown below, on the purchase order. Yardage shown must be used.

See terms and conditions for contrasting upholstery and welt upcharges.

- A) One fabric or leather for seat
yardage: 1.0 yds. leather: 18.0 sq. ft.
- B) One fabric or leather for inside back
yardage: 2.0 yds. leather: 36.0 sq. ft.
- C) One fabric or leather for outside back
yardage: 2.0 yds. leather: 36.0 sq. ft.
- D) One fabric or leather for welt
yardage: 1.0 yds. leather: 18.0 sq. ft.

SCS Indoor Advantage™ Gold and LEVEL® 2 certified. See terms and conditions for additional environmental information.

Seat Height	Arm Height	W	D	H	Fabric	Leather	Weight	Cubes/Qty
18"	24 ³ / ₄ "	32 ⁵ / ₈ "	27 ¹ / ₄ "	30 ³ / ₈ "	6 yds.	108.0'	80.0 lbs.	36.09/1
458 mm	629 mm	750 mm	693 mm	772 mm	5.5 m	10.0 sqm	36.3 kg	1.03 cu.

COM	COL	1	2	3	4	5	6	7	8	9	10	11
2856	2976	3416	3510	3563	3670	3763	3803	3870	3963	4043	4136	4670

sku

4	6	8	0	L									

laminate finish

- WH** #671 designer white laminate, wilsonart D354-60 matte finish
- RC** #685 raw chestnut laminate, wilsonart 7975k-12 soft grain finish
- WT** #680 walnut heights laminate, wilsonart 7965k-12 soft grain finish

--	--

jackson 4680 right hand tablet **Stationary chair with right hand tablet**
Fully upholstered



Non-marring glides
 Standard with welt around the perimeter

Inside seat width: 22¹/₄", Inside seat depth: 21¹/₄", Inside arm height: 6¹/₂", Tablet height from floor: 26⁵/₈"

Oblong tablet 10¹/₄"w x 15"d x³/₄" thick. 360° rotation around center of arm. Tablet is designed for light weight use and is not recommended for high use areas. Dimensions include tablet arm in user position. Maximum rotation dimensions: 34"d, 35¹/₈"w.

When using a combination of fabrics or leathers, specify the application by designating the appropriate letter, shown below, on the purchase order. Yardage shown must be used.

See terms and conditions for contrasting upholstery and welt upcharges.

- A) One fabric or leather for seat
 yardage: 1.0 yds. leather: 18.0 sq. ft.
- B) One fabric or leather for inside back
 yardage: 2.0 yds. leather: 36.0 sq. ft.
- C) One fabric or leather for outside back
 yardage: 2.0 yds. leather: 36.0 sq. ft.
- D) One fabric or leather for welt
 yardage: 1.0 yds. leather: 18.0 sq. ft.

SCS Indoor Advantage™ Gold and LEVEL® 2 certified. See terms and conditions for additional environmental information.

Seat Height	Arm Height	W	D	H	Fabric	Leather	Weight	Cubes/Qty
18"	24 ³ / ₄ "	32 ⁵ / ₈ "	27 ¹ / ₄ "	30 ³ / ₈ "	6 yds.	108.0'	80.0 lbs.	36.09/1
458 mm	629 mm	750 mm	693 mm	772 mm	5.5 m	10.0 sqm	36.3 kg	1.03 cu.

COM	COL	1	2	3	4	5	6	7	8	9	10	11
2856	2976	3416	3510	3563	3670	3763	3803	3870	3963	4043	4136	4670

sku

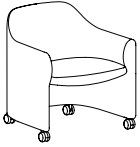
4	6	8	0	R									

laminate finish

- WH** #671 designer white laminate, wilsonart D354-60 matte finish
- RC** #685 raw chestnut laminate, wilsonart 7975k-12 soft grain finish
- WT** #680 walnut heights laminate, wilsonart 7965k-12 soft grain finish

--	--

jackson 4681



**Mobile chair
Fully upholstered**

Casters
Standard with welt around the perimeter

Inside seat width: 22¼", Inside seat depth: 21¼", Inside arm height: 6½"

When using a combination of fabrics or leathers, specify the application by designating the appropriate letter, shown below, on the purchase order. Yardage shown must be used.

See terms and conditions for contrasting upholstery and welt upcharges.

- A) One fabric or leather for seat
yardage: 1.0 yds. leather: 18.0 sq. ft.
- B) One fabric or leather for inside back
yardage: 2.0 yds. leather: 36.0 sq. ft.
- C) One fabric or leather for outside back
yardage: 2.0 yds. leather: 36.0 sq. ft.
- D) One fabric or leather for welt
yardage: 1.0 yds. leather: 18.0 sq. ft.


SCS Indoor Advantage™ Gold and LEVEL® 2 certified. See terms and conditions for additional environmental information.

Seat Height	Arm Height	W	D	H	Fabric	Leather	Weight	Cubes/Qty
18"	24¾"	29½"	27¼"	30¾"	6 yds.	108.0'	80.0 lbs.	36.09/1
458 mm	629 mm	750 mm	693 mm	772 mm	5.5 m	10.0 sqm	36.3 kg	1.03 cu.

COM	COL	1	2	3	4	5	6	7	8	9	10	11
2530	2650	3090	3184	3237	3344	3437	3477	3544	3637	3717	3810	4344

jackson 4681 left hand tablet

**Mobile chair with left hand tablet
Fully upholstered**



Casters
Standard with welt around the perimeter

Inside seat width: 22¹/₄", Inside seat depth: 21¹/₄", Inside arm height: 6¹/₂", Tablet height from floor: 26⁵/₈"

Oblong tablet 10¹/₄"w x 15"d x³/₄" thick. 360° rotation around center of arm. Tablet is designed for light weight use and is not recommended for high use areas. Dimensions include tablet arm in user position. Maximum rotation dimensions: 34"d, 35¹/₈"w.

When using a combination of fabrics or leathers, specify the application by designating the appropriate letter, shown below, on the purchase order. Yardage shown must be used.

See terms and conditions for contrasting upholstery and welt upcharges.

- A) One fabric or leather for seat
yardage: 1.0 yds. leather: 18.0 sq. ft.
- B) One fabric or leather for inside back
yardage: 2.0 yds. leather: 36.0 sq. ft.
- C) One fabric or leather for outside back
yardage: 2.0 yds. leather: 36.0 sq. ft.
- D) One fabric or leather for welt
yardage: 1.0 yds. leather: 18.0 sq. ft.

SCS Indoor Advantage™ Gold and LEVEL® 2 certified. See terms and conditions for additional environmental information.

Seat Height	Arm Height	W	D	H	Fabric	Leather	Weight	Cubes/Qty
18"	24 ³ / ₄ "	32 ⁵ / ₈ "	27 ¹ / ₄ "	30 ³ / ₈ "	6 yds.	108.0'	80.0 lbs.	36.09/1
458 mm	629 mm	750 mm	693 mm	772 mm	5.5 m	10.0 sqm	36.3 kg	1.03 cu.

COM	COL	1	2	3	4	5	6	7	8	9	10	11
3006	3126	3566	3660	3713	3820	3913	3953	4020	4113	4193	4286	4820

sku

4	6	8	1	L		

laminate finish

- WH** #671 designer white laminate, wilsonart D354-60 matte finish
- RC** #685 raw chestnut laminate, wilsonart 7975k-12 soft grain finish
- WT** #680 walnut heights laminate, wilsonart 7965k-12 soft grain finish

--	--

jackson 4681 right hand tablet **Mobile chair with right hand tablet**
Fully upholstered



Casters
 Standard with welt around the perimeter

Inside seat width: 22¼", Inside seat depth: 21¼", Inside arm height: 6½", Tablet height from floor: 26⅝"

Oblong tablet 10¼"w x 15"d x ¾" thick. 360° rotation around center of arm. Tablet is designed for light weight use and is not recommended for high use areas. Dimensions include tablet arm in user position. Maximum rotation dimensions: 34"d, 35⅝"w.

When using a combination of fabrics or leathers, specify the application by designating the appropriate letter, shown below, on the purchase order. Yardage shown must be used.

See terms and conditions for contrasting upholstery and welt upcharges.

- A) One fabric or leather for seat
 yardage: 1.0 yds. leather: 18.0 sq. ft.
- B) One fabric or leather for inside back
 yardage: 2.0 yds. leather: 36.0 sq. ft.
- C) One fabric or leather for outside back
 yardage: 2.0 yds. leather: 36.0 sq. ft.
- D) One fabric or leather for welt
 yardage: 1.0 yds. leather: 18.0 sq. ft.

SCS Indoor Advantage™ Gold and LEVEL® 2 certified. See terms and conditions for additional environmental information.

Seat Height	Arm Height	W	D	H	Fabric	Leather	Weight	Cubes/Qty
18"	24¾"	32⅝"	27¼"	30⅝"	6 yds.	108.0'	80.0 lbs.	36.09/1
458 mm	629 mm	750 mm	693 mm	772 mm	5.5 m	10.0 sqm	36.3 kg	1.03 cu.

COM	COL	1	2	3	4	5	6	7	8	9	10	11
3006	3126	3566	3660	3713	3820	3913	3953	4020	4113	4193	4286	4820

sku

4	6	8	1	R									

laminate finish

- WH** #671 designer white laminate, wilsonart D354-60 matte finish
- RC** #685 raw chestnut laminate, wilsonart 7975k-12 soft grain finish
- WT** #680 walnut heights laminate, wilsonart 7965k-12 soft grain finish

--	--