

Standard Features



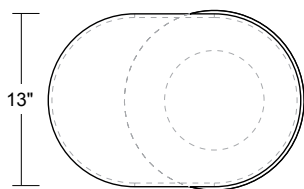
Ice is a collection of occasional tables created with hand-blown glass bases and cast glass tops. Individually made by artisans outside of Venice, Italy, each table is designed as a standalone piece of art.

Prized for its artistic and handmade nature, traditional hand-blown glass and cast production creates unique details in table tops and bases. It is not uncommon to find naturally formed bubbles, particulates, ripples or color variations within hand-blown glass tables. Bubbles and ripples are formed during the blowing and cooling down process as the tables are being formed. Color variations occur as the layers of glass overlap each other and may be seen depending on the angle the table is viewed from. These organic imperfections create our unique and one-of-a-kind glass tables, created by artisans and have a character all their own. Ice tables are available in three gradients: blue, amber, and smoke grey. They range in height from 15½" to 18" and have diameters of 21½", and 28" as well as 13" x 19".

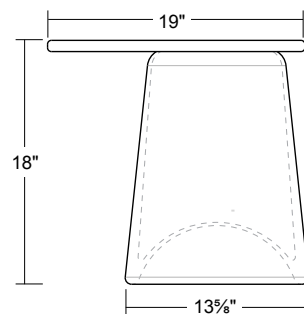
Tables will be shipped wrapped in a cloth protective layer and packaged in custom styrofoam lined boxes. Ice tables have a one (1) year warranty for quality and workmanship. **Due to the hand-made nature of these tables, certain variations, as noted above, may be visible to the user. These are characteristics of the artisanal process and are not considered defects.** Scratches and breaking are not covered under warranty.

SCS Indoor Advantage Gold certified. See terms and conditions for additional warranty and environmental information.

Ice Tables Overview

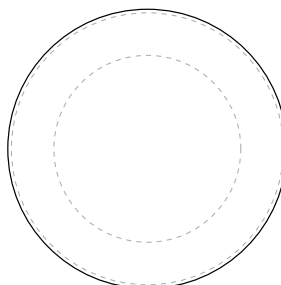


Plan View

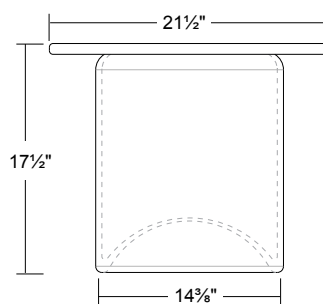


Side View

19"L x 13"W x 18"H

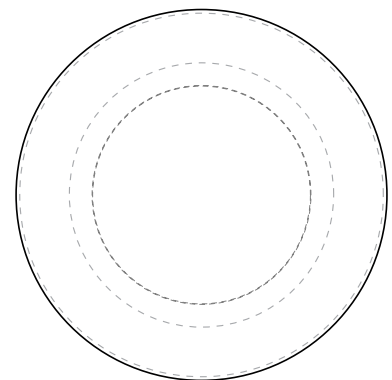


Plan View

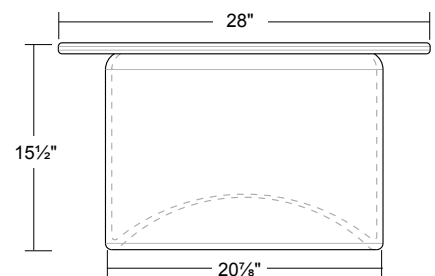


Side View

21½"D x 17½"H



Plan View



Side View

28"D x 15½"H

Finish Selection

The natural characteristic of hand blown glass will be visible.

Glass - **Not sampled in house**



Amber Glass



Blue Glass

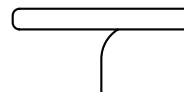


Smoke Grey Glass




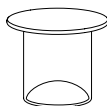
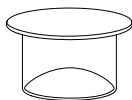
Shown above hand-blown glass imperfections.

Edge Profile





Tables are made of blown and cast glass that are fused together
Gradient color fades top to bottom

description	sku	w	d	h	weight	price	
	amber glass table	A19	19	13	18	35	\$ 3494
	blue glass table	B19	19	13	18	35	3494
	smoke grey glass table	S19	19	13	18	35	3494
	base diameter: 13 $\frac{5}{8}$ "						
	amber glass table	A21	21 $\frac{1}{2}$	21 $\frac{1}{2}$	17 $\frac{1}{2}$	53	3713
	blue glass table	B21	21 $\frac{1}{2}$	21 $\frac{1}{2}$	17 $\frac{1}{2}$	53	3713
	smoke grey glass table	S21	21 $\frac{1}{2}$	21 $\frac{1}{2}$	17 $\frac{1}{2}$	53	3713
	base diameter: 14 $\frac{3}{4}$ "						
	amber glass table	A28	28	28	15 $\frac{1}{2}$	80	5132
	blue glass table	B28	28	28	15 $\frac{1}{2}$	80	5132
	smoke grey glass table	S28	28	28	15 $\frac{1}{2}$	80	5132
	base diameter: 20 $\frac{3}{4}$ "						

series	sku
ice	
I C S -	