

## ace 1170


**Barstool**  
**Chrome or powder coat frame**  
**Polypropylene seat**
Seat: 13 $\frac{3}{4}$ " x 13 $\frac{3}{4}$ "

SCS Indoor Advantage™ Gold and LEVEL® 2 Certified. See terms and conditions for additional finish and environmental information.

| Seat Height        | Arm Height | W                  | D                  | H                  | Fabric | Leather | Weight | Cubes/Qty |
|--------------------|------------|--------------------|--------------------|--------------------|--------|---------|--------|-----------|
| 29 $\frac{1}{2}$ " | -          | 18 $\frac{3}{8}$ " | 18 $\frac{1}{4}$ " | 29 $\frac{1}{2}$ " | -      | -       | 17 lbs | 6.48'/1   |
| 750 mm             | -          | 467 mm             | 464 mm             | 750 mm             | -      | -       | 7.7 kg | .18 cu    |

## List Price

788

## sku

1 | 1 | 7 | 0 |

## frame

**G** charcoal grey powder coat steel frame with matching seat  
**W** white steel frame with matching seat  
**WC** polished chrome frame with white polypropylene seat

## ace 1171


**Counter height stool**  
**Chrome or powder coat frame**  
**Polypropylene seat**
Seat: 13 $\frac{3}{4}$ " x 13 $\frac{3}{4}$ "

SCS Indoor Advantage™ Gold and LEVEL® 2 certified. See terms and conditions for additional finish and environmental information.

| Seat Height        | Arm Height | W                  | D                  | H                  | Fabric | Leather | Weight | Cubes/Qty |
|--------------------|------------|--------------------|--------------------|--------------------|--------|---------|--------|-----------|
| 25 $\frac{1}{4}$ " | -          | 17 $\frac{3}{8}$ " | 17 $\frac{1}{2}$ " | 25 $\frac{1}{4}$ " | -      | -       | 16 lbs | 5.64'/1   |
| 641 mm             | -          | 448 mm             | 445 mm             | 641 mm             | -      | -       | 7.3 kg | .15 cu    |

## List Price

741

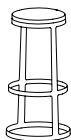
## sku

1 | 1 | 7 | 1 |

## frame

**G** charcoal powder coat frame with matching seat  
**W** white steel frame with matching seat  
**WC** polished chrome frame with white polypropylene seat

## aro 1518



**Swivel barstool**  
**Polished stainless steel frame**  
**Solid maple seat**

Seat available in all maple finishes. When specifying light finishes the natural characteristics of the wood will be visible and color will vary.

SCS Indoor Advantage™ Gold and LEVEL® 2 certified. See terms and conditions for additional finish and environmental information.

| Seat Height | Arm Height | W      | D      | H      | Fabric | Leather | Weight  | Cubes/Qty |
|-------------|------------|--------|--------|--------|--------|---------|---------|-----------|
| 31¼"        | -          | 16⅝"   | 16⅝"   | 31¼"   | -      | -       | 28 lbs  | 10.36'/1  |
| 806 mm      | -          | 416 mm | 416 mm | 806 mm | -      | -       | 12.7 kg | .29 cu    |

## List Price

2236

## aro 1519



**Swivel counter height stool**  
**Polished stainless steel frame**  
**Solid maple seat**

Seat available in all maple finishes. When specifying light finishes the natural characteristics of the wood will be visible and color will vary.

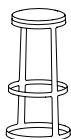
SCS Indoor Advantage™ Gold and LEVEL® 2 certified. See terms and conditions for additional finish and environmental information.

| Seat Height | Arm Height | W      | D      | H      | Fabric | Leather | Weight  | Cubes/Qty |
|-------------|------------|--------|--------|--------|--------|---------|---------|-----------|
| 24⅞"        | -          | 15⅝"   | 15⅝"   | 24⅞"   | -      | -       | 25 lbs  | 7.56'/1   |
| 613 mm      | -          | 403 mm | 403 mm | 613 mm | -      | -       | 11.3 kg | .21 cu    |

## List Price

2006

## aro 1520



**Swivel barstool**  
**Polished stainless steel frame**  
**Solid walnut seat**

Seat available in all walnut finishes. When specifying light finishes the natural characteristics of the wood will be visible and color will vary.

SCS Indoor Advantage™ Gold and LEVEL® 2 certified. See terms and conditions for additional finish and environmental information.

| Seat Height | Arm Height | W      | D      | H      | Fabric | Leather | Weight  | Cubes/Qty |
|-------------|------------|--------|--------|--------|--------|---------|---------|-----------|
| 31¼"        | -          | 16⅝"   | 16⅝"   | 31¼"   | -      | -       | 28 lbs  | 7.56'/1   |
| 806 mm      | -          | 416 mm | 416 mm | 806 mm | -      | -       | 12.7 kg | .21 cu    |

## List Price

2293

## aro 1521



**Swivel counter height stool**  
**Polished stainless steel frame**  
**Solid walnut seat**

Seat available in all walnut finishes. When specifying light finishes the natural characteristics of the wood will be visible and color will vary.

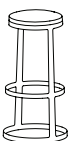
SCS Indoor Advantage™ Gold and LEVEL® 2 certified. See terms and conditions for additional finish and environmental information.

| Seat Height | Arm Height | W       | D       | H       | Fabric | Leather | Weight  | Cubes/Qty |
|-------------|------------|---------|---------|---------|--------|---------|---------|-----------|
| 24 1/8"     | -          | 15 7/8" | 15 7/8" | 24 1/8" | -      | -       | 25 lbs  | 7.56'/1   |
| 613 mm      | -          | 403 mm  | 403 mm  | 613 mm  | -      | -       | 11.3 kg | .21 cu    |

List Price

2062

## aro 1522



**Swivel barstool**  
**Polished stainless steel frame**  
**Upholstered seat**

Certain thick or heavy pile fabrics or fabrics with very little stretch are not suitable for application on this product.

SCS Indoor Advantage™ Gold and LEVEL® 2 certified. See terms and conditions for additional finish and environmental information.

| Seat Height | Arm Height | W       | D       | H       | Fabric  | Leather | Weight  | Cubes/Qty |
|-------------|------------|---------|---------|---------|---------|---------|---------|-----------|
| 31 1/4"     | -          | 16 3/8" | 16 3/8" | 31 1/4" | .75 yd. | 10.0'   | 28 lbs  | 10.36'/1  |
| 806 mm      | -          | 416 mm  | 416 mm  | 806 mm  | .7 m    | .93 sqm | 12.7 kg | .29 cu    |

| COM  | COL  | 1    | 2    | 3    | 4    | 5    | 6    | 7    | 8    | 9    | 10   | 11   |
|------|------|------|------|------|------|------|------|------|------|------|------|------|
| 2062 | 2077 | 2136 | 2149 | 2156 | 2169 | 2182 | 2187 | 2199 | 2209 | 2221 | 2236 | 2294 |

## aro 1523



**Swivel counter height stool**  
**Polished stainless steel frame**  
**Upholstered seat**

Certain thick or heavy pile fabrics or fabrics with very little stretch are not suitable for application on this product.

SCS Indoor Advantage™ Gold and LEVEL® 2 certified. See terms and conditions for additional finish and environmental information.

| Seat Height | Arm Height | W       | D       | H       | Fabric  | Leather | Weight  | Cubes/Qty |
|-------------|------------|---------|---------|---------|---------|---------|---------|-----------|
| 24 1/8"     | -          | 15 7/8" | 15 7/8" | 24 1/8" | .75 yd. | 10.0'   | 25 lbs  | 7.56'/1   |
| 613 mm      | -          | 403 mm  | 403 mm  | 613 mm  | .7 m    | .93 sqm | 11.3 kg | .21 cu    |

| COM  | COL  | 1    | 2    | 3    | 4    | 5    | 6    | 7    | 8    | 9    | 10   | 11   |
|------|------|------|------|------|------|------|------|------|------|------|------|------|
| 1839 | 1854 | 1913 | 1926 | 1933 | 1946 | 1959 | 1964 | 1976 | 1986 | 1998 | 2013 | 2071 |

## darby 1566



**Barstool**  
**Solid ash frame**  
**Upholstered seat cushion**

Frame available in all ash finishes. When specifying light finishes the natural characteristics of the wood will be visible and color will vary.

Inside Seat Width: 17½" Inside Seat Depth: 16½" Inside Back Height: 5"

SCS Indoor Advantage™ Gold and LEVEL® 2 certified. See terms and conditions for additional environmental information.

| Seat Height | Arm Height | W      | D      | H      | Fabric  | Leather | Weight  | Cubes/Qty |
|-------------|------------|--------|--------|--------|---------|---------|---------|-----------|
| 30¼"        | 3"         | 23½"   | 18⅝"   | 34¾"   | .75 yds | 10'     | 31 lbs  | 21.35'/1  |
| 768 mm      | 76 mm      | 597 mm | 473 mm | 883 mm | .69 m   | .93 sqm | 14.1 kg | .6 cu     |

| COM  | COL  | 1    | 2    | 3    | 4    | 5    | 6    | 7    | 8    | 9    | 10   | 11   |
|------|------|------|------|------|------|------|------|------|------|------|------|------|
| 1048 | 1063 | 1122 | 1135 | 1142 | 1155 | 1168 | 1173 | 1185 | 1195 | 1207 | 1222 | 1280 |

## darby 1567



**Counter height stool**  
**Solid ash frame**  
**Upholstered seat cushion**

Frame available in all ash finishes. When specifying light finishes the natural characteristics of the wood will be visible and color will vary.

Inside Seat Width: 17½" Inside Seat Depth: 16½" Inside Back Height: 5"

SCS Indoor Advantage™ Gold and LEVEL® 2 certified. See terms and conditions for additional environmental information.

| Seat Height | Arm Height | W      | D      | H      | Fabric  | Leather | Weight  | Cubes/Qty |
|-------------|------------|--------|--------|--------|---------|---------|---------|-----------|
| 25½"        | 3"         | 23⅞"   | 17⅞"   | 30½"   | .75 yds | 10'     | 30 lbs  | 21.35'/1  |
| 648 mm      | 76 mm      | 587 mm | 448 mm | 775 mm | .69 m   | .93 sqm | 13.6 kg | .6 cu     |

| COM  | COL  | 1    | 2    | 3    | 4    | 5    | 6    | 7    | 8    | 9    | 10   | 11   |
|------|------|------|------|------|------|------|------|------|------|------|------|------|
| 1020 | 1035 | 1094 | 1107 | 1114 | 1127 | 1140 | 1145 | 1157 | 1167 | 1179 | 1194 | 1252 |

## kl 1558



**Barstool**  
**Solid maple frame**  
**Polished stainless steel footrest**  
**Upholstered**

Frame available in all maple finishes. When specifying light finishes the natural characteristics of the wood will be visible and color will vary.

Certain thick or heavy pile fabrics or fabrics with very little stretch are not suitable for application on this product.

When using a combination of fabrics or leather, specify the application by designating the appropriate letter, shown below, on the purchase order. Yardage shown must be used.

See terms and conditions for contrasting fabric upcharges.

- A) One fabric or leather for seat  
yardage: 1.0 yds. leather: 17.0 sq. ft.  
B) One fabric or leather for seat back  
yardage: 1.0 yds. leather: 17.0 sq. ft.

SCS Indoor Advantage™ Gold and LEVEL® 2 certified. See terms and conditions for additional finish and environmental information.

| Seat Height | Arm Height | W      | D      | H      | Fabric  | Leather | Weight  | Cubes/Qty |
|-------------|------------|--------|--------|--------|---------|---------|---------|-----------|
| 30"         | -          | 17¾"   | 20¼"   | 39¼"   | 2.0 yds | 33.0'   | 25 lbs  | 21.82'/1  |
| 762 mm      | -          | 451 mm | 514 mm | 997 mm | 1.8 m   | 3.1 sqm | 11.4 kg | .62 cu    |

| COM  | COL  | 1    | 2    | 3    | 4    | 5    | 6    | 7    | 8    | 9    | 10   | 11   |
|------|------|------|------|------|------|------|------|------|------|------|------|------|
| 1883 | 1923 | 2079 | 2115 | 2132 | 2168 | 2203 | 2217 | 2248 | 2275 | 2306 | 2346 | 2501 |

## kl 1558K



**Barstool**  
**Solid maple frame**  
**Matte black powder coat footrest**  
**Upholstered**

Frame available in all maple finishes. When specifying light finishes the natural characteristics of the wood will be visible and color will vary.

Certain thick or heavy pile fabrics or fabrics with very little stretch are not suitable for application on this product.

When using a combination of fabrics or leathers, specify the application by designating the appropriate letter, shown below, on the purchase order. Yardage shown must be used.

See terms and conditions for contrasting fabric upcharges.

- A) One fabric or leather for seat  
yardage: 1.0 yds. leather: 17.0 sq. ft.  
B) One fabric or leather for seat back  
yardage: 1.0 yds. leather: 17.0 sq. ft.

SCS Indoor Advantage™ Gold and LEVEL® 2 certified. See terms and conditions for additional finish and environmental information.

| Seat Height | Arm Height | W      | D      | H      | Fabric  | Leather | Weight  | Cubes/Qty |
|-------------|------------|--------|--------|--------|---------|---------|---------|-----------|
| 30"         | -          | 17¾"   | 20¼"   | 39¼"   | 2.0 yds | 33.0'   | 25 lbs  | 21.82'/1  |
| 762 mm      | -          | 451 mm | 514 mm | 997 mm | 1.8 m   | 3.1 sqm | 11.4 kg | .62 cu    |

| COM  | COL  | 1    | 2    | 3    | 4    | 5    | 6    | 7    | 8    | 9    | 10   | 11   |
|------|------|------|------|------|------|------|------|------|------|------|------|------|
| 1993 | 2033 | 2189 | 2225 | 2242 | 2278 | 2313 | 2327 | 2358 | 2385 | 2416 | 2456 | 2611 |

## kl 1559



**Counter height stool**  
**Solid maple frame**  
**Polished stainless steel footrest**  
**Upholstered**

Frame available in all maple finishes. When specifying light finishes the natural characteristics of the wood will be visible and color will vary.

Certain thick or heavy pile fabrics or fabrics with very little stretch are not suitable for application on this product.

When using a combination of fabrics or leathers, specify the application by designating the appropriate letter, shown below, on the purchase order. Yardage shown must be used.

See terms and conditions for contrasting fabric upcharges.

- A) One fabric or leather for seat  
yardage: 1.0 yds. leather: 17.0 sq. ft.  
B) One fabric or leather for seat back  
yardage: 1.0 yds. leather: 17.0 sq. ft.

SCS Indoor Advantage™ Gold and LEVEL® 2 certified. See terms and conditions for additional finish and environmental information.

| Seat Height | Arm Height | W      | D      | H      | Fabric  | Leather | Weight  | Cubes/Qty |
|-------------|------------|--------|--------|--------|---------|---------|---------|-----------|
| 25½"        | -          | 17¾"   | 20¼"   | 34¾"   | 2.0 yds | 33.0'   | 25 lbs  | 21.82'/1  |
| 648 mm      | -          | 451 mm | 514 mm | 883 mm | 1.8 m   | 3.1 sqm | 11.4 kg | .62 cu    |

| COM  | COL  | 1    | 2    | 3    | 4    | 5    | 6    | 7    | 8    | 9    | 10   | 11   |
|------|------|------|------|------|------|------|------|------|------|------|------|------|
| 1846 | 1886 | 2042 | 2078 | 2095 | 2131 | 2166 | 2180 | 2211 | 2238 | 2269 | 2309 | 2464 |

## kl 1559K



**Counter height stool**  
**Solid maple frame**  
**Matte black powder coat footrest**  
**Upholstered**

Frame available in all maple finishes. When specifying light finishes the natural characteristics of the wood will be visible and color will vary.

Certain thick or heavy pile fabrics or fabrics with very little stretch are not suitable for application on this product.

When using a combination of fabrics or leathers, specify the application by designating the appropriate letter, shown below, on the purchase order. Yardage shown must be used.

See terms and conditions for contrasting fabric upcharges.

- A) One fabric or leather for seat  
yardage: 1.0 yds. leather: 17.0 sq. ft.  
B) One fabric or leather for seat back  
yardage: 1.0 yds. leather: 17.0 sq. ft.

SCS Indoor Advantage™ Gold and LEVEL® 2 certified. See terms and conditions for additional finish and environmental information.

| Seat Height | Arm Height | D      | W      | H      | Fabric  | Leather | Weight  | Cubes/Qty |
|-------------|------------|--------|--------|--------|---------|---------|---------|-----------|
| 25½"        | -          | 20¼"   | 17¾"   | 34¾"   | 2.0 yds | 33.0'   | 25 lbs  | 21.82'/1  |
| 648 mm      | -          | 451 mm | 514 mm | 883 mm | 1.8 m   | 3.1 sqm | 11.4 kg | .62 cu    |

| COM  | COL  | 1    | 2    | 3    | 4    | 5    | 6    | 7    | 8    | 9    | 10   | 11   |
|------|------|------|------|------|------|------|------|------|------|------|------|------|
| 1955 | 1995 | 2151 | 2187 | 2204 | 2240 | 2275 | 2289 | 2320 | 2347 | 2378 | 2418 | 2573 |

largo 1580



Barstool  
Solid walnut frame  
Upholstered seat pad

Brushed graphite stainless steel stretcher

Only available in walnut LV8 finish.

Inside Seat Depth: 14¼"

SCS Indoor Advantage™ Gold and LEVEL® 2 certified. See terms and conditions for additional environmental information.

| Seat Height | Arm Height | W      | D      | H      | Fabric  | Leather | Weight  | Cubes/Qty |
|-------------|------------|--------|--------|--------|---------|---------|---------|-----------|
| 30"         | -          | 16½"   | 16½"   | 30¾"   | 1.0 yds | 18.0'   | 23 lbs  | 7.03/1    |
| 762 mm      | -          | 419 mm | 419 mm | 781 mm | .91 m   | 1.7 sqm | 10.4 kg | .19 cu    |

| COM  | COL  | 1    | 2    | 3    | 4    | 5    | 6    | 7    | 8    | 9    | 10   | 11   |
|------|------|------|------|------|------|------|------|------|------|------|------|------|
| 1544 | 1564 | 1642 | 1660 | 1669 | 1687 | 1704 | 1711 | 1727 | 1740 | 1756 | 1776 | 1853 |

largo 1581



Counter height stool  
Solid walnut frame  
Upholstered seat pad

Brushed graphite stainless steel stretcher

Only available in walnut LV8 finish.

Inside Seat Depth: 14¼"

SCS Indoor Advantage™ Gold and LEVEL® 2 certified. See terms and conditions for additional environmental information.

| Seat Height | Arm Height | W      | D      | H      | Fabric  | Leather | Weight  | Cubes/Qty |
|-------------|------------|--------|--------|--------|---------|---------|---------|-----------|
| 26½"        | -          | 16½"   | 16½"   | 26¾"   | 1.0 yds | 18.0'   | 24 lbs  | 7.03/1    |
| 664 mm      | -          | 419 mm | 419 mm | 676 mm | .91 m   | 1.7 sqm | 10.9 kg | .19 cu    |

| COM  | COL  | 1    | 2    | 3    | 4    | 5    | 6    | 7    | 8    | 9    | 10   | 11   |
|------|------|------|------|------|------|------|------|------|------|------|------|------|
| 1434 | 1454 | 1532 | 1550 | 1559 | 1577 | 1594 | 1601 | 1617 | 1630 | 1646 | 1666 | 1743 |

## mezzo 1560U



**Barstool**  
**Polished chrome or powder coat frame**  
**Upholstered**  
 Non-marring glides

Certain thick or heavy pile fabrics or fabrics with very little stretch are not suitable for application on this product.

SCS Indoor Advantage™ Gold and LEVEL® 2 certified. See terms and conditions for additional finish and environmental information.

| Seat Height        | Arm Height | W                  | D                  | H                  | Fabric  | Leather  | Weight  | Cubes/Qty |
|--------------------|------------|--------------------|--------------------|--------------------|---------|----------|---------|-----------|
| 30 $\frac{3}{4}$ " | -          | 18 $\frac{3}{4}$ " | 18 $\frac{3}{4}$ " | 38 $\frac{1}{4}$ " | 1.0 yds | 20.0'    | 34 lbs  | 21.5'/1   |
| 765 mm             | -          | 476 mm             | 476 mm             | 972 mm             | .92 m   | 1.86 sqm | 15.4 kg | .61 cu    |

| COM  | COL  | 1    | 2    | 3    | 4    | 5    | 6    | 7    | 8    | 9    | 10   | 11   |
|------|------|------|------|------|------|------|------|------|------|------|------|------|
| 1395 | 1415 | 1493 | 1511 | 1520 | 1538 | 1555 | 1562 | 1578 | 1591 | 1607 | 1627 | 1704 |

sku

|   |   |   |   |   |
|---|---|---|---|---|
| 1 | 5 | 6 | 0 | U |
|---|---|---|---|---|

frame finish

polished chrome standard, OR

**specify powder coat, upcharge \$75**

**K** matte black powder coat

**W** satin white powder coat

## mezzo 1560W



**Barstool**  
**Polished chrome or powder coat frame**  
**Walnut veneer seat**

Non-marring glides

Seat available in all walnut finishes except LV8. When specifying light finishes the natural characteristics of the wood will be visible and color will vary.

SCS Indoor Advantage™ Gold and LEVEL® 2 certified. See terms and conditions for additional finish and environmental information.

| Seat Height        | Arm Height | W                  | D                  | H                  | Fabric | Leather | Weight  | Cubes/Qty |
|--------------------|------------|--------------------|--------------------|--------------------|--------|---------|---------|-----------|
| 30 $\frac{3}{4}$ " | -          | 18 $\frac{3}{4}$ " | 18 $\frac{3}{4}$ " | 38 $\frac{1}{4}$ " | -      | -       | 31 lbs  | 21.5'/1   |
| 765 mm             | -          | 476 mm             | 476 mm             | 972 mm             | -      | -       | 14.1 kg | .61 cu    |

List Price

1243

sku

|   |   |   |   |   |
|---|---|---|---|---|
| 1 | 5 | 6 | 0 | W |
|---|---|---|---|---|

frame finish

polished chrome standard, OR

**specify powder coat, upcharge \$75**

**K** matte black powder coat

**W** satin white powder coat



mezzo 1561C



Counter height stool  
Polished chrome or powder coat frame  
Oak veneer seat

Non-marring glides

Seat available in all oak finishes. When specifying light finishes the natural characteristics of the wood will be visible and color will vary.

SCS Indoor Advantage™ Gold and LEVEL® 2 certified. See terms and conditions for additional finish and environmental information.

| Seat Height | Arm Height | W      | D      | H      | Fabric | Leather | Weight  | Cubes/Qty |
|-------------|------------|--------|--------|--------|--------|---------|---------|-----------|
| 26"         | -          | 18"    | 18¾"   | 34½"   | -      | -       | 30 lbs  | 21.5'/1   |
| 660 mm      | -          | 457 mm | 476 mm | 867 mm | -      | -       | 14.0 kg | .61 cu    |

| List Price |
|------------|
| 1154       |

sku

1 | 5 | 6 | 1 | C

frame finish

polished chrome standard, OR  
  
specify powder coat, upcharge \$75  
K   matte black powder coat  
W   satin white powder coat

mezzo 1561U



Counter height stool  
Polished chrome or powder coat frame  
Upholstered

Non-marring glides

Certain thick or heavy pile fabrics or fabrics with very little stretch are not suitable for application on this product.

SCS Indoor Advantage™ Gold and LEVEL® 2 certified. See terms and conditions for additional finish and environmental information.

| Seat Height | Arm Height | W      | D      | H      | Fabric  | Leather  | Weight  | Cubes/Qty |
|-------------|------------|--------|--------|--------|---------|----------|---------|-----------|
| 26"         | -          | 18"    | 18¾"   | 34½"   | 1.0 yds | 20.0'    | 33 lbs  | 21.5'/1   |
| 660 mm      | -          | 457 mm | 476 mm | 867 mm | .92 m   | 1.86 sqm | 15.1 kg | .61 cu    |

| COM  | COL  | 1    | 2    | 3    | 4    | 5    | 6    | 7    | 8    | 9    | 10   | 11   |
|------|------|------|------|------|------|------|------|------|------|------|------|------|
| 1367 | 1387 | 1465 | 1483 | 1492 | 1510 | 1527 | 1534 | 1550 | 1563 | 1579 | 1599 | 1676 |

sku

1 | 5 | 6 | 1 | U

frame finish

polished chrome, OR  
  
specify powder coat, upcharge \$75  
K   matte black  
W   satin white

mezzo 1561W



Counter height stool  
Polished chrome or powder coat frame  
Walnut veneer seat

Non-marring glides

Seat available in all walnut finishes except LV8. When specifying light finishes the natural characteristics of the wood will be visible and color will vary.

SCS Indoor Advantage™ Gold and LEVEL® 2 certified. See terms and conditions for additional finish and environmental information.

| Seat Height | Arm Height | W      | D      | H      | Fabric | Leather | Weight  | Cubes/Qty |
|-------------|------------|--------|--------|--------|--------|---------|---------|-----------|
| 26"         | -          | 18"    | 18¾"   | 34½"   | -      | -       | 30 lbs  | 21.5'/1   |
| 660 mm      | -          | 457 mm | 476 mm | 867 mm | -      | -       | 14.0 kg | .61 cu    |

| List Price |
|------------|
| 1211       |

sku

1

5

6

1

W

frame finish

polished chrome standard, OR

specify powder coat, upcharge \$75

K

matte black powder coat

W

satin white powder coat

mezzo 1560C



Barstool  
Polished chrome or powder coat frame  
Oak veneer seat

Non-marring glides

Seat available in all oak finishes. When specifying light finishes the natural characteristics of the wood will be visible and color will vary.

SCS Indoor Advantage™ Gold and LEVEL® 2 certified. See terms and conditions for additional finish and environmental information.

| Seat Height | Arm Height | W      | D      | H      | Fabric | Leather | Weight  | Cubes/Qty |
|-------------|------------|--------|--------|--------|--------|---------|---------|-----------|
| 30¾"        | -          | 18¾"   | 18¾"   | 38¾"   | -      | -       | 31 lbs  | 21.5'/1   |
| 765 mm      | -          | 476 mm | 476 mm | 972 mm | -      | -       | 14.1 kg | .61 cu    |

| List Price |
|------------|
| 1181       |

sku

1

5

6

0

C

frame finish

polished chrome standard, OR

specify powder coat, upcharge \$75

K

matte black powder coat

W

satin white powder coat

prelude 1578



Barstool  
Polished stainless steel or powder coat frame and stretcher  
Upholstered

Non-marring glides

Inside seat depth: 17"

When using a combination of fabrics or leathers, specify the application by designating the appropriate letter, shown below, on the purchase order. Yardage shown must be used.

See terms and conditions for contrasting upholstery upcharges.

- A) One fabric or leather for seat  
yardage: 1.75 yds. leather: 29.0 sq. ft  
B) One fabric or leather for inside and outside back  
yardage: 1.75 yds. leather: 29.0 sq. ft.

SCS Indoor Advantage™ Gold and LEVEL® 2 certified. See terms and conditions for additional finish and environmental information.

| Seat Height | Arm Height | W      | D      | H      | Fabric | Leather | Weight   | Cubes/Qty |
|-------------|------------|--------|--------|--------|--------|---------|----------|-----------|
| 30⅞"        | -          | 17½"   | 20"    | 39"    | 2 yds  | 33 .0'  | 31 lbs.  | 22.69'/1  |
| 765 mm      | -          | 445 mm | 492 mm | 991 mm | 1.9 m  | 3.1 sqm | 14.1 kg. | .64 cu.   |

| COM  | COL  | 1    | 2    | 3    | 4    | 5    | 6    | 7    | 8    | 9    | 10   | 11   |
|------|------|------|------|------|------|------|------|------|------|------|------|------|
| 1378 | 1418 | 1574 | 1610 | 1627 | 1663 | 1698 | 1712 | 1743 | 1770 | 1801 | 1841 | 1996 |

sku

1 | 5 | 7 | 8 |

powder coat finish

PA polished stainless steel standard, OR

specify powder coat, upcharge \$125

WH satin white

EC ecru

LA latte

GR graphite

BZ bronze

IG iron grey

SG sage green

RD black red

BK matte black

prelude 1579



Counter height stool  
Polished stainless steel or powder coat frame and stretcher  
Upholstered

Non-marring glides

Inside seat depth: 17"

When using a combination of fabrics or leathers, specify the application by designating the appropriate letter, shown below, on the purchase order. Yardage shown must be used.

See terms and conditions for contrasting upholstery upcharges.

- A) One fabric or leather for seat  
yardage: 1.75 yds.      leather: 29.0 sq. ft
- B) One fabric or leather for inside and outside back  
yardage: 1.75 yds.      leather: 29.0 sq. ft.

SCS Indoor Advantage™ Gold and LEVEL® 2 certified. See terms and conditions for additional finish and environmental information.

| Seat Height | Arm Height | W      | D      | H      | Fabric | Leather | Weight   | Cubes/Qty |
|-------------|------------|--------|--------|--------|--------|---------|----------|-----------|
| 27¼"        | -          | 17½"   | 20"    | 36¼"   | 2 yds  | 33.0'   | 29 lbs.  | 22.69'/1  |
| 692 mm      | -          | 445 mm | 508 mm | 921 mm | 1.9 m  | 3.1 sqm | 13.2 kg. | .64 cu.   |

| COM  | COL  | 1    | 2    | 3    | 4    | 5    | 6    | 7    | 8    | 9    | 10   | 11   |
|------|------|------|------|------|------|------|------|------|------|------|------|------|
| 1325 | 1365 | 1521 | 1557 | 1574 | 1610 | 1645 | 1659 | 1690 | 1717 | 1748 | 1788 | 1943 |

sku

1 | 5 | 7 | 9 |

powder coat finish

PA    polished stainless steel standard, OR

specify powder coat, upcharge \$125

WH    satin white

EC    ecru

LA    latte

GR    graphite

BZ    bronze

IG    iron grey

SG    sage green

RD    black red

BK    matte black

## apel 5850


**Ottoman**  
**Fully upholstered**  
**Saddle stitched**

SCS Indoor Advantage™ Gold and LEVEL® 2 certified. See terms and conditions for additional environmental information.

| Seat Height | Arm Height | W      | D      | H      | Fabric  | Leather | Weight   | Cubes/Qty |
|-------------|------------|--------|--------|--------|---------|---------|----------|-----------|
| 17¼"        | -          | 22¼"   | 22¼"   | 17½"   | 1.6 yds | 30.0'   | 20.0 lbs | 7.0'/1    |
| 438 mm      | -          | 565 mm | 565 mm | 445 mm | 1.5 m   | 2.8 sqm | 9.07 kg  | .19 cu    |

| COM  | COL  | 1    | 2    | 3    | 4    | 5    | 6    | 7    | 8    | 9    | 10   | 11   |
|------|------|------|------|------|------|------|------|------|------|------|------|------|
| 1007 | 1039 | 1164 | 1192 | 1207 | 1235 | 1263 | 1274 | 1299 | 1320 | 1345 | 1377 | 1502 |

## apel 5850L


**Ottoman**  
**Fully upholstered**  
**Loop master stitched**

Thread color must be specified. Reference Apel/Stitching on [bernhardtdesign.com](http://bernhardtdesign.com) for color options.

SCS Indoor Advantage™ Gold and LEVEL® 2 certified. See terms and conditions for additional environmental information.

| Seat Height | Arm Height | W      | D      | H      | Fabric  | Leather | Weight   | Cubes/Qty |
|-------------|------------|--------|--------|--------|---------|---------|----------|-----------|
| 17¼"        | -          | 22¼"   | 22¼"   | 17½"   | 1.6 yds | 30.0'   | 20.0 lbs | 7.0'/1    |
| 438 mm      | -          | 565 mm | 565 mm | 445 mm | 1.5 m   | 2.8 sqm | 9.07 kg  | .19 cu    |

| COM  | COL  | 1    | 2    | 3    | 4    | 5    | 6    | 7    | 8    | 9    | 10   | 11   |
|------|------|------|------|------|------|------|------|------|------|------|------|------|
| 1310 | 1342 | 1467 | 1495 | 1510 | 1538 | 1566 | 1577 | 1602 | 1623 | 1648 | 1680 | 1805 |

## apel 5850M


**Mobile ottoman**  
**Fully upholstered**  
**Saddle stitched**

Eight small concealed casters

SCS Indoor Advantage™ Gold and LEVEL® 2 certified. See terms and conditions for additional environmental information.

| Seat Height | Arm Height | W      | D      | H      | Fabric  | Leather | Weight   | Cubes/Qty |
|-------------|------------|--------|--------|--------|---------|---------|----------|-----------|
| 17½"        | -          | 22¼"   | 22¼"   | 17½"   | 1.6 yds | 30.0'   | 20.0 lbs | 7.0'/1    |
| 445 mm      | -          | 565 mm | 565 mm | 445 mm | 1.5 m   | 2.8 sqm | 9.07 kg  | .19 cu    |

| COM  | COL  | 1    | 2    | 3    | 4    | 5    | 6    | 7    | 8    | 9    | 10   | 11   |
|------|------|------|------|------|------|------|------|------|------|------|------|------|
| 1209 | 1241 | 1366 | 1394 | 1409 | 1437 | 1465 | 1476 | 1501 | 1522 | 1547 | 1579 | 1704 |

**apel 5850ML**
**Mobile ottoman**  
**Fully upholstered**  
**Loop master stitched**

Eight small concealed casters

Thread color must be specified. Reference Apel/Stitching on [bernhardtdesign.com](http://bernhardtdesign.com) for color options.

SCS Indoor Advantage™ Gold and LEVEL® 2 certified. See terms and conditions for additional environmental information.

| Seat Height | Arm Height | W      | D      | H      | Fabric  | Leather | Weight   | Cubes/Qty |
|-------------|------------|--------|--------|--------|---------|---------|----------|-----------|
| 17½"        | -          | 22¼"   | 22¼"   | 17½"   | 1.6 yds | 30.0'   | 20.0 lbs | 7.0'/1    |
| 445 mm      | -          | 565 mm | 565 mm | 445 mm | 1.5 m   | 2.8 sqm | 9.07 kg  | .19 cu    |

| COM  | COL  | 1    | 2    | 3    | 4    | 5    | 6    | 7    | 8    | 9    | 10   | 11   |
|------|------|------|------|------|------|------|------|------|------|------|------|------|
| 1507 | 1539 | 1664 | 1692 | 1707 | 1735 | 1763 | 1774 | 1799 | 1820 | 1845 | 1877 | 2002 |

**apel 5851**
**Ottoman**  
**Fully upholstered**  
**Saddle stitched**

SCS Indoor Advantage™ Gold and LEVEL® 2 certified. See terms and conditions for additional environmental information.

| Seat Height | Arm Height | W       | D       | H      | Fabric  | Leather | Weight  | Cubes/Qty |
|-------------|------------|---------|---------|--------|---------|---------|---------|-----------|
| 16½"        | -          | 41¼"    | 41¼"    | 16½"   | 3.3 yds | 65.0'   | 66 lbs  | 32.1'/1   |
| 419 mm      | -          | 1048 mm | 1048 mm | 419 mm | 3.0 m   | 6.0 sqm | 29.9 kg | .91 cu    |

| COM  | COL  | 1    | 2    | 3    | 4    | 5    | 6    | 7    | 8    | 9    | 10   | 11   |
|------|------|------|------|------|------|------|------|------|------|------|------|------|
| 2055 | 2121 | 2378 | 2437 | 2466 | 2525 | 2583 | 2605 | 2657 | 2701 | 2752 | 2818 | 3075 |

**apel 5851L**
**Ottoman**  
**Fully upholstered**  
**Loop master stitched**

Thread color must be specified. Reference Apel/Stitching on [bernhardtdesign.com](http://bernhardtdesign.com) for color options.

SCS Indoor Advantage™ Gold and LEVEL® 2 certified. See terms and conditions for additional environmental information.

| Seat Height | Arm Height | W       | D       | H      | Fabric  | Leather | Weight  | Cubes/Qty |
|-------------|------------|---------|---------|--------|---------|---------|---------|-----------|
| 16½"        | -          | 41¼"    | 41¼"    | 16½"   | 3.3 yds | 65.0'   | 66 lbs  | 32.1'/1   |
| 419 mm      | -          | 1048 mm | 1048 mm | 419 mm | 3.0 m   | 6.0 sqm | 29.9 kg | .91 cu    |

| COM  | COL  | 1    | 2    | 3    | 4    | 5    | 6    | 7    | 8    | 9    | 10   | 11   |
|------|------|------|------|------|------|------|------|------|------|------|------|------|
| 2356 | 2422 | 2679 | 2738 | 2767 | 2826 | 2884 | 2906 | 2958 | 3002 | 3053 | 3119 | 3376 |

**balance 6860**
**Mobile stool**  
**Fully upholstered**

Six casters

Specify the fabric or leather application by designating the appropriate letter on the purchase order. When using a combination of fabrics or leathers, the following yardage must be used.

See terms and conditions for contrasting upholstery charges.

- A) One fabric or leather for top seat panel  
 yardage: 0.8 yds. leather: 6.8 sq. ft.  
 B) One fabric or leather for body  
 yardage: 2.0 yds. leather: 21.0 sq. ft.

SCS Indoor Advantage™ Gold and LEVEL® 2 certified. See terms and conditions for additional environmental information.

| Seat Height | Arm Height | W      | D      | H      | Fabric  | Leather | Weight | Cubes/Qty |
|-------------|------------|--------|--------|--------|---------|---------|--------|-----------|
| 18½"        | -          | 19"    | 19"    | 18½"   | 2.8 yds | 27.8'   | 20 lbs | 7.0'/1    |
| 470 mm      | -          | 483 mm | 483 mm | 470 mm | 2.6 m   | 2.6 sqm | 9 kg   | .19 cu    |

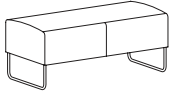
| COM | COL | 1    | 2    | 3    | 4    | 5    | 6    | 7    | 8    | 9    | 10   | 11   |
|-----|-----|------|------|------|------|------|------|------|------|------|------|------|
| 784 | 840 | 1058 | 1108 | 1133 | 1183 | 1232 | 1251 | 1295 | 1332 | 1376 | 1432 | 1649 |

**balance 6861**
**Ottoman**  
**Polished chrome frame**  
**Upholstered**

SCS Indoor Advantage™ Gold and LEVEL® 2 certified. See terms and conditions for additional environmental information.

| Seat Height | Arm Height | W      | D      | H      | Fabric  | Leather | Weight  | Cubes/Qty |
|-------------|------------|--------|--------|--------|---------|---------|---------|-----------|
| 18"         | -          | 20½"   | 20"    | 18"    | 2.3 yds | 20.0'   | 35 lbs  | 7.0'/1    |
| 457 mm      | -          | 521 mm | 508 mm | 457 mm | 2.1 m   | 1.9 sqm | 15.9 kg | .19 cu    |

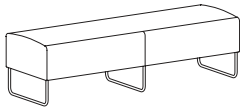
| COM  | COL  | 1    | 2    | 3    | 4    | 5    | 6    | 7    | 8    | 9    | 10   | 11   |
|------|------|------|------|------|------|------|------|------|------|------|------|------|
| 1429 | 1475 | 1654 | 1695 | 1716 | 1757 | 1797 | 1813 | 1849 | 1879 | 1915 | 1961 | 2140 |

**balance 6865**
**Two-seat bench**  
**Polished chrome frame**  
**Upholstered**

SCS Indoor Advantage™ Gold and LEVEL® 2 certified. See terms and conditions for additional environmental information.

| Seat Height | Arm Height | W       | D      | H      | Fabric  | Leather | Weight  | Cubes/Qty |
|-------------|------------|---------|--------|--------|---------|---------|---------|-----------|
| 18"         | -          | 41½"    | 20"    | 18"    | 2.8 yds | 37.7'   | 55 lbs  | 29.75'/1  |
| 457 mm      | -          | 1054 mm | 508 mm | 457 mm | 2.6 m   | 3.5 sqm | 24.9 kg | .84 cu    |

| COM  | COL  | 1    | 2    | 3    | 4    | 5    | 6    | 7    | 8    | 9    | 10   | 11   |
|------|------|------|------|------|------|------|------|------|------|------|------|------|
| 1812 | 1868 | 2086 | 2136 | 2161 | 2211 | 2260 | 2279 | 2323 | 2360 | 2404 | 2460 | 2677 |

**balance 6867**
**Three-seat bench**  
**Polished chrome frame**  
**Fully upholstered**

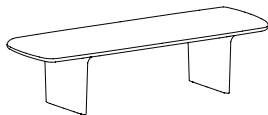
SCS Indoor Advantage™ Gold and LEVEL® 2 certified. See terms and conditions for additional environmental information.

| Seat Height | Arm Height | W       | D      | H      | Fabric  | Leather | Weight  | Cubes/Qty |
|-------------|------------|---------|--------|--------|---------|---------|---------|-----------|
| 18"         | -          | 63"     | 20"    | 18"    | 3.6 yds | 54.4'   | 85 lbs  | 29.75'/1  |
| 457 mm      | -          | 1600 mm | 508 mm | 457 mm | 3.3 m   | 5.1 sqm | 38.6 kg | .84 cu    |

| COM  | COL  | 1    | 2    | 3    | 4    | 5    | 6    | 7    | 8    | 9    | 10   | 11   |
|------|------|------|------|------|------|------|------|------|------|------|------|------|
| 2518 | 2590 | 2870 | 2934 | 2966 | 3030 | 3094 | 3118 | 3174 | 3222 | 3278 | 3350 | 3630 |



## catia 4792


**Two-seat bench**  
**Solid walnut frame**  
**Upholstered**

Available in all walnut finishes. When specifying light finishes the natural characteristics of the wood will be visible and color will vary.

Standard with center seam and welt around seat. For seamless seats specify railroaded. If railroaded add 1.0 yard to fabric or leather alternative requirement. Leather will have center seam.

SCS Indoor Advantage™ Gold and LEVEL® 1 certified. See terms and conditions for additional finish and environmental information.

| Seat Height        | Arm Height | W       | D                  | H                  | Fabric  | Leather | Weight  | Cubes/Qty |
|--------------------|------------|---------|--------------------|--------------------|---------|---------|---------|-----------|
| 17 $\frac{5}{8}$ " | -          | 67"     | 21 $\frac{1}{4}$ " | 17 $\frac{5}{8}$ " | 2.5 yds | 41.0'   | 106 lbs | 37.62'/1  |
| 448 mm             | -          | 1702 mm | 540 mm             | 448 mm             | 1.4 m   | 3.1 sqm | 48.1 kg | 1.07 cu   |

| COM  | COL  | 1    | 2    | 3    | 4    | 5    | 6    | 7    | 8    | 9    | 10   | 11   |
|------|------|------|------|------|------|------|------|------|------|------|------|------|
| 4640 | 4690 | 4885 | 4929 | 4952 | 4996 | 5040 | 5057 | 5096 | 5129 | 5168 | 5218 | 5413 |

## colours

## 4831 - 4843 Colours Modular Lounge

Colours: a modular seating product comprised of 12 unique modules which may be used interchangeably to create an unlimited number of configurations.

For complete information, reference Colours in the lounge / modular section of the price list.

## cp.1 6503/6503B


**Ottoman**  
**Loop stitch cording**  
**Quilted seat**

**6503** Polished stainless steel base  
**6503B** Brushed stainless steel base

Base dimensions: 23 $\frac{3}{8}$ "w x 18 $\frac{3}{4}$ "d x 13 $\frac{1}{2}$ "h

A loop stitch cording traces the perimeter of the ottoman. Contrasting thread options are available. For thread color options reference CP.1/Stitching on BernhardtDesign.com.

Available in leather, coated fabrics, suede or felt only. Firm, non-flexible leathers not recommended.

SCS Indoor Advantage™ Gold and LEVEL® 2 Certified. See terms and conditions for additional environmental information.

| Seat Height        | Arm Height | W                  | D      | H                  | Fabric   | Leather | Weight  | Cubes/Qty |
|--------------------|------------|--------------------|--------|--------------------|----------|---------|---------|-----------|
| 15 $\frac{5}{8}$ " | -          | 26 $\frac{3}{4}$ " | 22"    | 15 $\frac{5}{8}$ " | 2.2 yds. | 27.0'   | 31 lbs. | 11.46'/1  |
| 391 mm             | -          | 680 mm             | 559 mm | 403 mm             | 2.0 m    | 2.5 sqm | 14.1 kg | .32 cu.   |

| COM  | COL  | 1    | 2    | 4    | 6    | 7    |
|------|------|------|------|------|------|------|
| 2126 | 2170 | 2342 | 2381 | 2439 | 2493 | 2527 |

## cp.1 6503K



**Ottoman**  
**Matte black powder coat base**  
**Loop stitch cording**  
**Quilted seat**

Base dimensions: 23 $\frac{1}{8}$ "w x 18 $\frac{3}{4}$ "d x 13 $\frac{1}{2}$ "h

A loop stitch cording traces the perimeter of the ottoman. Contrasting thread options are available. For thread color options reference CP.1/Stitching on [bernhardtdesign.com](http://bernhardtdesign.com).

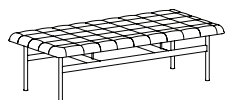
Available in leather, leather alternatives, suede or felt only. Firm, non-flexible leathers not recommended.

SCS Indoor Advantage™ Gold and LEVEL® 2 Certified. See terms and conditions for additional environmental information.

| Seat Height        | Arm Height | W                  | D      | H                  | Fabric   | Leather | Weight  | Cubes/Qty |
|--------------------|------------|--------------------|--------|--------------------|----------|---------|---------|-----------|
| 15 $\frac{5}{8}$ " | -          | 26 $\frac{3}{4}$ " | 22"    | 15 $\frac{1}{4}$ " | 2.2 yds. | 27.0'   | 31 lbs. | 11.46'/1  |
| 391 mm             | -          | 680 mm             | 559 mm | 403 mm             | 2.0 m    | 2.5 sqm | 15.2 kg | .32 cu.   |

| COM  | COL  | 1    | 2    | 4    | 6    | 7    |
|------|------|------|------|------|------|------|
| 2293 | 2337 | 2509 | 2548 | 2606 | 2660 | 2694 |

## cp.1 6505/6505B



**Two-seat bench**  
**Loop stitch cording**  
**Quilted seat**  
**6505 Polished stainless steel base**  
**6505B Brushed stainless steel base**

Base dimensions: 50 $\frac{1}{4}$ "w x 18 $\frac{1}{2}$ "d x 13 $\frac{7}{8}$ "h

A loop stitch cording traces the perimeter of the bench. Contrasting thread options are available. For thread color options reference CP.1/Stitching on [bernhardtdesign.com](http://bernhardtdesign.com).

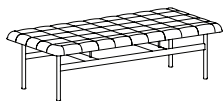
Available in leather, leather alternatives, suede or felt only. Firm, non-flexible leathers not recommended.

SCS Indoor Advantage™ Gold and LEVEL® 2 Certified. See terms and conditions for additional environmental information.

| Seat Height        | Arm Height | W                  | D                  | H                  | Fabric  | Leather | Weight  | Cubes/Qty |
|--------------------|------------|--------------------|--------------------|--------------------|---------|---------|---------|-----------|
| 16 $\frac{3}{8}$ " | -          | 56 $\frac{1}{2}$ " | 26 $\frac{1}{2}$ " | 16 $\frac{1}{8}$ " | 3.6 yds | 49.0'   | 60 lbs  | 17.11'/1  |
| 416 mm             | -          | 1435 mm            | 673 mm             | 416 mm             | 3.3 m   | 4.6 sqm | 27.3 kg | .48 cu    |

| COM  | COL  | 1    | 2    | 4    | 6    | 7    |
|------|------|------|------|------|------|------|
| 3914 | 3986 | 4266 | 4330 | 4426 | 4514 | 4570 |

## cp.1 6505K



**Two-seat bench**  
**Matte black powder coat base**  
**Loop stitch cording**  
**Quilted seat**

Base dimensions: 50¼"w x 18½"d x 13⅝"h

A loop stitch cording traces the perimeter of the bench. Contrasting thread options are available. For thread color options reference CP.1/Stitching on bernhardtdesign.com.

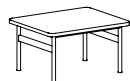
Available in leather, leather alternatives, suede or felt only. Firm, non-flexible leathers not recommended.

SCS Indoor Advantage™ Gold and LEVEL® 2 Certified. See terms and conditions for additional environmental information.

| Seat Height | Arm Height | W       | D      | H      | Fabric  | Leather | Weight  | Cubes/Qty |
|-------------|------------|---------|--------|--------|---------|---------|---------|-----------|
| 16⅝"        | -          | 56½"    | 26½"   | 16⅝"   | 3.6 yds | 49.0'   | 60 lbs  | 17.11'/1  |
| 416 mm      | -          | 1435 mm | 673 mm | 416 mm | 3.3 m   | 4.6 sqm | 27.3 kg | .48 cu    |

| COM  | COL  | 1    | 2    | 4    | 6    | 7    |
|------|------|------|------|------|------|------|
| 4256 | 4328 | 4608 | 4672 | 4768 | 4856 | 4912 |

## cp.2 6504/6504B



**Ottoman**  
**Upholstered seat**

**6504 Polished stainless steel base**  
**6504B Brushed stainless steel base**

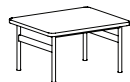
Base dimensions: 23⅝"w x 18¾"d x 13½"h

SCS Indoor Advantage™ Gold and LEVEL® 2 Certified. See terms and conditions for additional environmental information.

| Seat Height | Arm Height | W      | D      | H      | Fabric  | Leather | Weight  | Cubes/Qty |
|-------------|------------|--------|--------|--------|---------|---------|---------|-----------|
| 15⅝"        | -          | 26¾"   | 26½"   | 15⅝"   | 2.2 yds | 27.0'   | 31 lbs  | 11.46'/1  |
| 403 mm      | -          | 680 mm | 559 mm | 403 mm | 2.0 m   | 2.5 sqm | 14.1 kg | .32 cu    |

| COM  | COL  | 1    | 2    | 3    | 4    | 5    | 6    | 7    | 8    | 9    | 10   | 11   |
|------|------|------|------|------|------|------|------|------|------|------|------|------|
| 1561 | 1605 | 1777 | 1816 | 1835 | 1874 | 1913 | 1928 | 1962 | 1992 | 2026 | 2070 | 2241 |

## cp.2 6504K



**Ottoman**  
**Matte black powder coat base**  
**Upholstered seat**

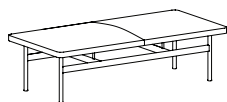
Base dimensions: 23⅝"w x 18¾"d x 13½"h

SCS Indoor Advantage™ Gold and LEVEL® 2 Certified. See terms and conditions for additional environmental information.

| Seat Height | Arm Height | W      | D      | H      | Fabric  | Leather | Weight  | Cubes/Qty |
|-------------|------------|--------|--------|--------|---------|---------|---------|-----------|
| 15⅝"        | -          | 26¾"   | 26½"   | 15⅝"   | 2.2 yds | 27.0'   | 31 lbs  | 11.46'/1  |
| 403 mm      | -          | 680 mm | 559 mm | 403 mm | 2.0 m   | 2.5 sqm | 14.1 kg | .32 cu    |

| COM  | COL  | 1    | 2    | 3    | 4    | 5    | 6    | 7    | 8    | 9    | 10   | 11   |
|------|------|------|------|------|------|------|------|------|------|------|------|------|
| 1733 | 1777 | 1949 | 1988 | 2007 | 2046 | 2085 | 2100 | 2134 | 2164 | 2198 | 2242 | 2413 |

## cp.2 6506/6506B

Two-seat bench  
Upholstered seat

**6506** Polished stainless steel base  
**6506B** Brushed stainless steel base

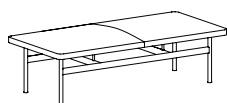
Base dimensions: 50¼"w x 18½"d x 13½"h

SCS Indoor Advantage™ Gold and LEVEL® 1 Certified. See terms and conditions for additional environmental information.

| Seat Height | Arm Height | W       | D      | H      | Fabric  | Leather | Weight  | Cubes/Qty |
|-------------|------------|---------|--------|--------|---------|---------|---------|-----------|
| 16⅝"        | -          | 56½"    | 26½"   | 16⅝"   | 3.6 yds | 49.0'   | 60 lbs  | 17.11'/1  |
| 416 mm      | -          | 1435 mm | 673 mm | 416 mm | 3.3 m   | 4.6 sqm | 27.3 kg | .48 cu    |

| COM  | COL  | 1    | 2    | 3    | 4    | 5    | 6    | 7    | 8    | 9    | 10   | 11   |
|------|------|------|------|------|------|------|------|------|------|------|------|------|
| 2885 | 2957 | 3237 | 3301 | 3333 | 3397 | 3461 | 3485 | 3541 | 3589 | 3645 | 3717 | 3997 |

## cp.2 6506K

Two-seat bench  
Matte black powder coat base  
Upholstered seat

Base dimensions: 50¼"w x 18½"d x 13½"h

SCS Indoor Advantage™ Gold and LEVEL® 2 Certified. See terms and conditions for additional environmental information.

| Seat Height | Arm Height | W       | D      | H      | Fabric  | Leather | Weight  | Cubes/Qty |
|-------------|------------|---------|--------|--------|---------|---------|---------|-----------|
| 16⅝"        | -          | 56½"    | 26½"   | 16⅝"   | 3.6 yds | 49.0'   | 60 lbs  | 17.11'/1  |
| 416 mm      | -          | 1435 mm | 673 mm | 416 mm | 3.3 m   | 4.6 sqm | 27.3 kg | .48 cu    |

| COM  | COL  | 1    | 2    | 3    | 4    | 5    | 6    | 7    | 8    | 9    | 10   | 11   |
|------|------|------|------|------|------|------|------|------|------|------|------|------|
| 3225 | 3297 | 3577 | 3641 | 3673 | 3737 | 3801 | 3825 | 3881 | 3929 | 3985 | 4057 | 4337 |

Elevation Seating and Tables System Specification Guide

Elevation is a modular system of benches, ottomans, and tables that can be used in groupings or as individual products. Benches are available in two and three-seat versions and feature a quilted seat resting on an oak or walnut platform. Metal base options include: an asymmetrical T-leg and a symmetrical fin leg with finish options offered in a bronze metallic or matte black powder coat. Connecting and corner tables are available as an option with benches to create a scalable solution for larger spaces. Tables can be

positioned between or on either end of an Elevation bench. The collection also includes occasional, drum, and multipurpose tables that offer wireless and corded power options.

For additional information on Elevation tables see [Bernhardtdesign.com](#). SCS Indoor Advantage™ Gold and LEVEL® 2 certified. See terms and conditions for additional finish and environmental information.

Elevation System Sample Configurations

Configuration 1



| SKU   | Description                       |
|-------|-----------------------------------|
| 3812A | Three-seat asymmetrical bench (2) |
| V60   | Connecting table (2)              |
| 3804A | Two-seat symmetrical bench (2)    |
| V10   | Corner Table                      |
| ERL   | 60" Round table*                  |

\*See Elevation Occasional Price List for more information.

Configuration 2



|       |                                  |
|-------|----------------------------------|
| 3814A | Three-seat symmetrical bench (2) |
| V60   | Connecting table (2)             |
| 3804A | Two-seat symmetrical bench (2)   |
| V10   | Corner table                     |
| 3820A | 21" Ottomans (4)                 |
| DRH   | 54" Round table*                 |

\*See Elevation Multipurpose Price List for more information.

Configuration 3

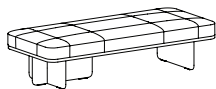


|       |                                   |
|-------|-----------------------------------|
| 3812A | Three-seat asymmetrical bench (2) |
| XDS   | 28" Square drum table (3)*        |
| 3802A | Two-seat asymmetrical bench (2)   |
| UDS   | 48" Square drum table*            |

\*See Elevation Drum Price List for more information.

For additional information on other products in the collection visit [Bernhardtdesign.com](#).

## elevation 3801A/3801AK



**Two-seat bench**  
**Powder coat metal asymmetrical t-leg base**  
**Quilted seat rests on oak platform**

**3801A Bronze metallic powder coat**  
**3801AK Matte black powder coat**

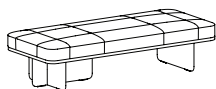
Platform available in all oak finishes. When specifying light finishes the natural characteristics of the wood will be visible and color will vary.

SCS Indoor Advantage™ Gold and LEVEL® 2 certified. See terms and conditions for additional finish and environmental information.

| Seat Height | Arm Height | W       | D      | H      | Fabric  | Leather | Weight  | Cubes/Qty |
|-------------|------------|---------|--------|--------|---------|---------|---------|-----------|
| 17½"        | -          | 68"     | 28"    | 17½"   | 3.0 yds | 41.0'   | 155 lbs | 32.0'/1   |
| 445 mm      | -          | 1727 mm | 711 mm | 445 mm | 2.7 m   | 3.8 sqm | 70.5 kg | .9 cu     |

| COM  | COL  | 1    | 2    | 3    | 4    | 5    | 6    | 7    | 8    | 9    | 10   | 11   |
|------|------|------|------|------|------|------|------|------|------|------|------|------|
| 5782 | 5842 | 6076 | 6129 | 6156 | 6209 | 6262 | 6282 | 6329 | 6369 | 6416 | 6476 | 6709 |

## elevation 3802A/3802AK



**Two-seat bench**  
**Powder coat metal asymmetrical t-leg base**  
**Quilted seat rests on walnut platform**

**3802A Bronze metallic powder coat**  
**3802AK Matte black powder coat**

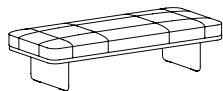
Platform available in all walnut finishes. When specifying light finishes the natural characteristics of the wood will be visible and color will vary.

SCS Indoor Advantage™ Gold and LEVEL® 2 certified. See terms and conditions for additional finish and environmental information.

| Seat Height | Arm Height | W       | D      | H      | Fabric  | Leather | Weight  | Cubes/Qty |
|-------------|------------|---------|--------|--------|---------|---------|---------|-----------|
| 17½"        | -          | 68"     | 28"    | 17½"   | 3.0 yds | 41.0'   | 155 lbs | 32.0'/1   |
| 445 mm      | -          | 1727 mm | 711 mm | 445 mm | 2.7 m   | 3.8 sqm | 70.5 kg | .9 cu     |

| COM  | COL  | 1    | 2    | 3    | 4    | 5    | 6    | 7    | 8    | 9    | 10   | 11   |
|------|------|------|------|------|------|------|------|------|------|------|------|------|
| 5938 | 5998 | 6232 | 6285 | 6312 | 6365 | 6418 | 6438 | 6485 | 6525 | 6572 | 6632 | 6865 |

elevation 3803A/3803AK



Two-seater bench  
Powder coat metal symmetrical fin base  
Quilted seat rests on oak platform

3803A Bronze metallic powder coat  
3803AK Matte black powder coat

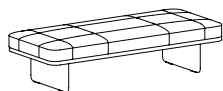
Platform available in all oak finishes. When specifying light finishes the natural characteristics of the wood will be visible and color will vary.

SCS Indoor Advantage™ Gold and LEVEL® 2 certified. See terms and conditions for additional finish and environmental information.

| Seat Height | Arm Height | W       | D      | H      | Fabric  | Leather | Weight  | Cubes/Qty |
|-------------|------------|---------|--------|--------|---------|---------|---------|-----------|
| 17½"        | -          | 68"     | 28"    | 17½"   | 3.0 yds | 41.0'   | 142 lbs | 32.0'/1   |
| 445 mm      | -          | 1727 mm | 711 mm | 445 mm | 2.7 m   | 3.8 sqm | 64.5 kg | .9 cu     |

| COM  | COL  | 1    | 2    | 3    | 4    | 5    | 6    | 7    | 8    | 9    | 10   | 11   |
|------|------|------|------|------|------|------|------|------|------|------|------|------|
| 4376 | 4436 | 4670 | 4723 | 4750 | 4803 | 4856 | 4876 | 4923 | 4963 | 5010 | 5070 | 5303 |

elevation 3804A/3804AK



Two-seater bench  
Powder coat metal symmetrical fin base  
Quilted seat rests on walnut platform

3804A Bronze metallic powder coat  
3804AK Matte black powder coat

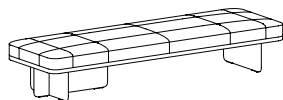
Platform available in all walnut finishes. When specifying light finishes the natural characteristics of the wood will be visible and color will vary.

SCS Indoor Advantage™ Gold and LEVEL® 2 certified. See terms and conditions for additional finish and environmental information.

| Seat Height | Arm Height | W       | D      | H      | Fabric  | Leather | Weight  | Cubes/Qty |
|-------------|------------|---------|--------|--------|---------|---------|---------|-----------|
| 17½"        | -          | 68"     | 28"    | 17½"   | 3.0 yds | 41.0'   | 142 lbs | 32.0'/1   |
| 445 mm      | -          | 1727 mm | 711 mm | 445 mm | 2.7 m   | 3.8 sqm | 64.5 kg | .9 cu     |

| COM  | COL  | 1    | 2    | 3    | 4    | 5    | 6    | 7    | 8    | 9    | 10   | 11   |
|------|------|------|------|------|------|------|------|------|------|------|------|------|
| 4534 | 4594 | 4828 | 4881 | 4908 | 4961 | 5014 | 5034 | 5081 | 5121 | 5168 | 5228 | 5461 |

## elevation 38011A/38011AK



**Three-seat bench**  
**Powder coat metal asymmetrical t-leg base**  
**Quilted seat rests on oak platform**

**3811A Bronze metallic powder coat**  
**3811AK Matte black powder coat**

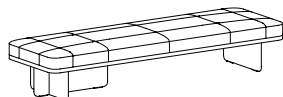
Platform available in all oak finishes. When specifying light finishes the natural characteristics of the wood will be visible and color will vary.

SCS Indoor Advantage™ Gold and LEVEL® 2 certified. See terms and conditions for additional finish and environmental information.

| Seat Height | Arm Height | W       | D      | H      | Fabric   | Leather | Weight   | Cubes/Qty |
|-------------|------------|---------|--------|--------|----------|---------|----------|-----------|
| 17½"        | -          | 92"     | 28"    | 17½"   | 3.25 yds | 51.0'   | 232 lbs  | 42.22'/1  |
| 445 mm      | -          | 2337 mm | 711 mm | 445 mm | 3.0 m    | 4.7 sqm | 104.5 kg | 1.2 cu    |

| COM  | COL  | 1    | 2    | 3    | 4    | 5    | 6    | 7    | 8    | 9    | 10   | 11   |
|------|------|------|------|------|------|------|------|------|------|------|------|------|
| 7033 | 7098 | 7351 | 7409 | 7438 | 7496 | 7553 | 7575 | 7626 | 7669 | 7720 | 7785 | 8037 |

## elevation 3812A/3812AK



**Three-seat bench**  
**Powder coat metal asymmetrical t-leg base**  
**Quilted seat rests on walnut platform**

**3812A Bronze metallic powder coat**  
**3812AK Matte black powder coat**

Platform available in all walnut finishes. When specifying light finishes the natural characteristics of the wood will be visible and color will vary.

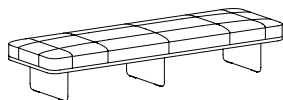
SCS Indoor Advantage™ Gold and LEVEL® 2 certified. See terms and conditions for additional finish and environmental information.

| Seat Height | Arm Height | W       | D      | H      | Fabric   | Leather | Weight   | Cubes/Qty |
|-------------|------------|---------|--------|--------|----------|---------|----------|-----------|
| 17½"        | -          | 92"     | 28"    | 17½"   | 3.25 yds | 51.0'   | 232 lbs  | 42.22'/1  |
| 445 mm      | -          | 2337 mm | 711 mm | 445 mm | 3.0 m    | 4.7 sqm | 104.5 kg | 1.2 cu    |

| COM  | COL  | 1    | 2    | 3    | 4    | 5    | 6    | 7    | 8    | 9    | 10   | 11   |
|------|------|------|------|------|------|------|------|------|------|------|------|------|
| 7186 | 7251 | 7504 | 7562 | 7591 | 7649 | 7706 | 7728 | 7779 | 7822 | 7873 | 7938 | 8190 |



## elevation 3813A/3813AK



**Three-seat bench**  
**Powder coat metal symmetrical fin base**  
**Quilted seat rests on oak platform**

**3813A Bronze metallic powder coat**  
**3813AK Matte black powder coat**

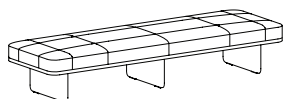
Platform available in all oak finishes. When specifying light finishes the natural characteristics of the wood will be visible and color will vary.

SCS Indoor Advantage™ Gold and LEVEL® 2 certified. See terms and conditions or additional finish and environmental information.

| Seat Height | Arm Height | W       | D      | H      | Fabric   | Leather | Weight  | Cubes/Qty |
|-------------|------------|---------|--------|--------|----------|---------|---------|-----------|
| 17½"        | -          | 92"     | 28"    | 17½"   | 3.25 yds | 51.0'   | 196 lbs | 42.22'/1  |
| 445 mm      | -          | 2337 mm | 711 mm | 445 mm | 3.0 m    | 4.7 sqm | 89.1 kg | 1.2 cu    |

| COM  | COL  | 1    | 2    | 3    | 4    | 5    | 6    | 7    | 8    | 9    | 10   | 11   |
|------|------|------|------|------|------|------|------|------|------|------|------|------|
| 5626 | 5691 | 5944 | 6002 | 6031 | 6089 | 6146 | 6168 | 6219 | 6262 | 6313 | 6378 | 6630 |

## elevation 3814A/3814AK



**Three-seat bench**  
**Powder coat metal symmetrical fin base**  
**Quilted seat rests on walnut platform**

**3814A Bronze metallic powder coat**  
**3814AK Matte black powder coat**

Platform available in all walnut finishes. When specifying light finishes the natural characteristics of the wood will be visible and color will vary.

SCS Indoor Advantage™ Gold and LEVEL® 2 certified. See terms and conditions for additional finish and environmental information.

| Seat Height | Arm Height | W       | D      | H      | Fabric   | Leather | Weight  | Cubes/Qty |
|-------------|------------|---------|--------|--------|----------|---------|---------|-----------|
| 17½"        | -          | 92"     | 28"    | 17½"   | 3.25 yds | 51.0'   | 196 lbs | 42.22'/1  |
| 445 mm      | -          | 2337 mm | 711 mm | 445 mm | 3.0 m    | 4.7 sqm | 89.1 kg | 1.2 cu    |

| COM  | COL  | 1    | 2    | 3    | 4    | 5    | 6    | 7    | 8    | 9    | 10   | 11   |
|------|------|------|------|------|------|------|------|------|------|------|------|------|
| 5782 | 5847 | 6100 | 6158 | 6187 | 6245 | 6302 | 6324 | 6375 | 6418 | 6469 | 6534 | 6786 |

## elevation 3820A

**Ottoman**  
**Fully upholstered**Quilted seat  
Non-marring glides

SCS Indoor Advantage™ Gold and LEVEL® 2 certified. See terms and conditions for additional environmental information.

| Seat Height | Arm Height | W      | D      | H      | Fabric  | Leather | Weight  | Cubes/Qty |
|-------------|------------|--------|--------|--------|---------|---------|---------|-----------|
| 17"         | -          | 21"    | 21"    | 17"    | 2.0 yds | 31.0'   | 36 lbs  | 5.88'/1   |
| 435 mm      | -          | 533 mm | 533 mm | 432 mm | 1.8 m   | 2.9 sqm | 16.4 kg | .17 cu    |

| COM  | COL  | 1    | 2    | 3    | 4    | 5    | 6    | 7    | 8    | 9    | 10   | 11   |
|------|------|------|------|------|------|------|------|------|------|------|------|------|
| 1333 | 1373 | 1529 | 1565 | 1582 | 1618 | 1653 | 1667 | 1698 | 1725 | 1756 | 1796 | 1951 |

## elevation 3820AM

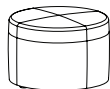
**Mobile ottoman**  
**Fully upholstered**Quilted seat  
Casters

SCS Indoor Advantage™ Gold and LEVEL® 2 certified. See terms and conditions for additional environmental information.

| Seat Height | Arm Height | W      | D      | H      | Fabric  | Leather | Weight  | Cubes/Qty |
|-------------|------------|--------|--------|--------|---------|---------|---------|-----------|
| 17"         | -          | 21"    | 21"    | 17½"   | 2.0 yds | 31.0'   | 36 lbs  | 5.88'/1   |
| 435 mm      | -          | 533 mm | 533 mm | 435 mm | 1.8 m   | 2.9 sqm | 16.4 kg | .17 cu    |

| COM  | COL  | 1    | 2    | 3    | 4    | 5    | 6    | 7    | 8    | 9    | 10   | 11   |
|------|------|------|------|------|------|------|------|------|------|------|------|------|
| 1448 | 1488 | 1644 | 1680 | 1697 | 1733 | 1768 | 1782 | 1813 | 1840 | 1871 | 1911 | 2066 |

## elevation 3821A

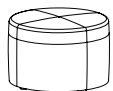
**Ottoman**  
**Fully upholstered**Quilted seat  
Non-marring glides

SCS Indoor Advantage™ Gold and LEVEL® 2 certified. See terms and conditions for additional environmental information.

| Seat Height | Arm Height | W      | D      | H      | Fabric   | Leather | Weight  | Cubes/Qty |
|-------------|------------|--------|--------|--------|----------|---------|---------|-----------|
| 17"         | -          | 25"    | 25"    | 17"    | 2.25 yds | 36.0'   | 44 lbs  | 12.5'/1   |
| 435 mm      | -          | 635 mm | 635 mm | 432 mm | 2.1 m    | 3.3 sqm | 20.0 kg | .35 cu    |

| COM  | COL  | 1    | 2    | 3    | 4    | 5    | 6    | 7    | 8    | 9    | 10   | 11   |
|------|------|------|------|------|------|------|------|------|------|------|------|------|
| 1643 | 1688 | 1863 | 1903 | 1923 | 1963 | 2003 | 2018 | 2053 | 2083 | 2118 | 2163 | 2338 |

## elevation 3821AM

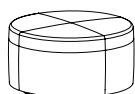
**Mobile ottoman**  
**Fully upholstered**Quilted seat  
Casters

SCS Indoor Advantage™ Gold and LEVEL® 2 certified. See terms and conditions for additional environmental information.

| Seat Height | Arm Height | W      | D      | H      | Fabric   | Leather | Weight  | Cubes/Qty |
|-------------|------------|--------|--------|--------|----------|---------|---------|-----------|
| 17½"        | -          | 25"    | 25"    | 17½"   | 2.25 yds | 36.0'   | 44 lbs  | 12.5'/1   |
| 435 mm      | -          | 635 mm | 635 mm | 435 mm | 2.1 m    | 3.3 sqm | 20.0 kg | 12.5'/1   |

| COM  | COL  | 1    | 2    | 3    | 4    | 5    | 6    | 7    | 8    | 9    | 10   | 11   |
|------|------|------|------|------|------|------|------|------|------|------|------|------|
| 1761 | 1806 | 1981 | 2021 | 2041 | 2081 | 2121 | 2136 | 2171 | 2201 | 2236 | 2281 | 2456 |

## elevation 3822A

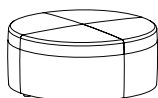
**Ottoman**  
**Fully upholstered**Quilted seat  
Non-marring glides

SCS Indoor Advantage™ Gold and LEVEL® 2 certified. See terms and conditions for additional environmental information.

| Seat Height | Arm Height | W      | D      | H      | Fabric   | Leather | Weight  | Cubes/Qty |
|-------------|------------|--------|--------|--------|----------|---------|---------|-----------|
| 16"         | -          | 31"    | 31"    | 16"    | 2.75 yds | 37.5'   | 41 lbs  | 13.86'/1  |
| 406 mm      | -          | 787 mm | 787 mm | 406 mm | 2.5 m    | 3.5 sqm | 18.6 kg | .4 cu     |

| COM  | COL  | 1    | 2    | 3    | 4    | 5    | 6    | 7    | 8    | 9    | 10   | 11   |
|------|------|------|------|------|------|------|------|------|------|------|------|------|
| 1955 | 2010 | 2224 | 2273 | 2298 | 2347 | 2395 | 2414 | 2457 | 2493 | 2536 | 2591 | 2805 |

## elevation 3823A

**Ottoman**  
**Fully upholstered**Quilted seat  
Non-marring glides

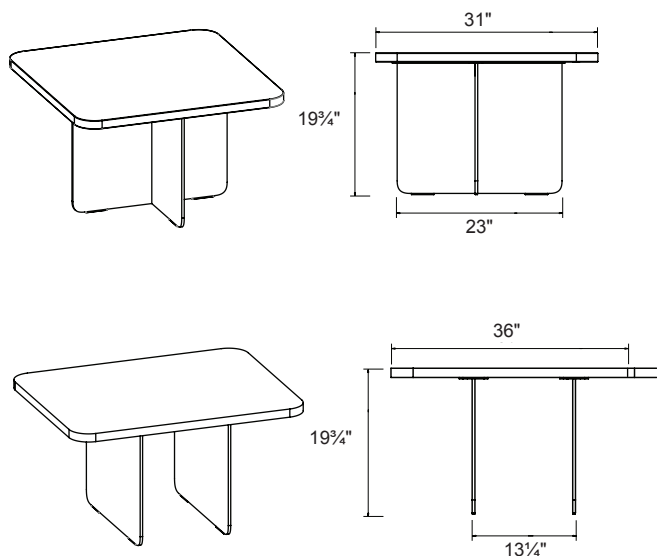
SCS Indoor Advantage™ Gold and LEVEL® 2 certified. See terms and conditions for additional environmental information.

| Seat Height | Arm Height | W      | D      | H      | Fabric  | Leather | Weight  | Cubes/Qty |
|-------------|------------|--------|--------|--------|---------|---------|---------|-----------|
| 16"         | -          | 37"    | 37"    | 16"    | 4.0 yds | 64.0'   | 57 lbs  | 79.09'/1  |
| 406 mm      | -          | 940 mm | 940 mm | 406 mm | 2.5 m   | 5.9 sqm | 25.9 kg | 2.2 cu    |

| COM  | COL  | 1    | 2    | 3    | 4    | 5    | 6    | 7    | 8    | 9    | 10   | 11   |
|------|------|------|------|------|------|------|------|------|------|------|------|------|
| 2269 | 2349 | 2661 | 2732 | 2767 | 2838 | 2909 | 2936 | 2998 | 3052 | 3114 | 3194 | 3505 |

## Elevation System Tables

Connecting and corner tables are available as an option with benches to create a scalable solution for larger spaces. The tables are designed to be used with Elevation benches only and can be positioned between or on either end of a bench. Tops are available in solid laminate - 671, oak, walnut and glacier white Corian®. Metal symmetrical fin base available in bronze metallic and matte black powder coat. **For use with Elevation benches only.**



## Finish Selection

When specifying light finishes the natural characteristics of the wood will be visible and color will vary.

## Oak Veneer

Standard Finish

|     |     |
|-----|-----|
| 805 | 860 |
| 836 | 861 |
| 837 | 865 |
| 839 | 866 |
| 840 | 870 |
| 845 |     |

## Walnut

Standard Finish

|     |     |
|-----|-----|
| 823 | 861 |
| 839 | 866 |
| 841 | 870 |
| 860 |     |

## Laminate Selections

Order Code - F  
Designer White

Standard Finish  
671 Wilsonart D354-60

## Corian®


Order Code - 8  
Glacier White

## Veneer Selection

## Oak Veneer

Order Code - C


Rift Cut, Slip Matched





## Walnut Veneer

Order Code - 9

Quarter Cut, Slip Matched



| description   | sku | w  | d  | h       | weight | solid laminate | oak     | walnut  | corian  |
|---|-----|----|----|---------|--------|----------------|---------|---------|---------|
|  <b>corner table</b><br>for use with elevation benches only     | V10 | 31 | 31 | 19 1/4" | 165    | \$ 3283        | \$ 3438 | \$ 3595 | \$ 5782 |
|  <b>connecting table</b><br>for use with elevation benches only | V60 | 36 | 28 | 19 1/4" | 106    | 2502           | 2659    | 2817    | 5001    |

## specification codes

## series

## sku

## base

M metal

## base finish

Z bronze metallic powder coat  
3 matte black powder coat

## top

F white laminate - 671  
C oak  
9 walnut  
8 corian® - glacier white

## top finish

see above

T

| | |

M

|

|

| | |

## gallery 5281


**Ottoman**  
**Fully upholstered**  
**Saddle stitched**

Non-marring glides  
 Standard with welt

When using a combination of fabrics or leathers, specify the application by designating the appropriate letter, shown below, on the purchase order. Yardage shown must be used.

See terms and conditions for contrasting upholstery and welt upcharges.

- A) One fabric or leather for top seat panel and upper body  
 yardage: 2.0 yds. leather: 36.0 sq. ft.  
 B) One fabric or leather for lower body  
 yardage: 1.0 yds. leather: 18.0 sq. ft.  
 C) One fabric or leather for welt  
 yardage: 1.0 yds. leather: 18.0 sq. ft.

SCS Indoor Advantage™ Gold and LEVEL® 2 Certified. See terms and conditions for additional environmental information.

| Seat Height | Arm Height | W      | D      | H      | Fabric  | Leather | Weight  | Cubes/Qty |
|-------------|------------|--------|--------|--------|---------|---------|---------|-----------|
| 17"         | -          | 21"    | 21"    | 17"    | 3.0 yds | 53.0'   | 25 lbs. | 5.88'/1   |
| 432 mm      | -          | 533 mm | 533 mm | 432 mm | 2.7 m   | 4.9 sqm | 11.3 kg | .17 cu    |

| COM  | COL  | 1    | 2    | 3    | 4    | 5    | 6    | 7    | 8    | 9    | 10   | 11   |
|------|------|------|------|------|------|------|------|------|------|------|------|------|
| 1108 | 1168 | 1402 | 1455 | 1482 | 1535 | 1588 | 1608 | 1655 | 1695 | 1742 | 1802 | 2035 |

## gallery 5281M


**Mobile ottoman**  
**Fully upholstered**  
**Saddle stitched**

Six small concealed casters  
 Standard with welt

When using a combination of fabrics or leathers, specify the application by designating the appropriate letter, shown below, on the purchase order. Yardage shown must be used.

See terms and conditions for contrasting upholstery and welt upcharges.

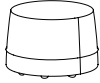
- A) One fabric or leather for top seat panel and upper body  
 yardage: 2.0 yds. leather: 36.0 sq. ft.  
 B) One fabric or leather for lower body  
 yardage: 1.0 yds. leather: 18.0 sq. ft.  
 C) One fabric or leather for welt  
 yardage: 1.0 yds. leather: 18.0 sq. ft.

SCS Indoor Advantage™ Gold and LEVE® 2 Certified. See terms and conditions for additional environmental information.

| Seat Height | Arm Height | W      | D      | H      | Fabric  | Leather | Weight  | Cubes/Qty |
|-------------|------------|--------|--------|--------|---------|---------|---------|-----------|
| 17"         | -          | 21"    | 21"    | 17"    | 3.0 yds | 53.0'   | 25 lbs. | 5.88'/1   |
| 432 mm      | -          | 533 mm | 533 mm | 432 mm | 2.7 m   | 4.9 sqm | 11.3 kg | .17 cu    |

| COM  | COL  | 1    | 2    | 3    | 4    | 5    | 6    | 7    | 8    | 9    | 10   | 11   |
|------|------|------|------|------|------|------|------|------|------|------|------|------|
| 1218 | 1278 | 1512 | 1565 | 1592 | 1645 | 1698 | 1718 | 1765 | 1805 | 1852 | 1912 | 2145 |

## gallery 5282


**Ottoman**  
**Fully upholstered**  
**Saddled stitched**

Non-marring glides  
 Standard with welt

When using a combination of fabrics or leathers, specify the application by designating the appropriate letter, shown below, on the purchase order. Yardage shown must be used.

See terms and conditions for contrasting upholstery and welt upcharges.

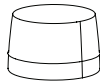
- A) One fabric or leather for top seat panel and upper body  
 yardage: 2.0 yds. leather: 36.0 sq. ft.  
 B) One fabric or leather for lower body  
 yardage: 1.0 yds. leather: 18.0 sq. ft.  
 C) One fabric or leather for welt  
 yardage: 1.0 yds. leather: 18.0 sq. ft.

SCS Indoor Advantage™ Gold and LEVEL® 2 Certified. See terms and conditions for additional environmental information.

| Seat Height | Arm Height | W      | D      | H      | Fabric  | Leather | Weight  | Cubes/Qty |
|-------------|------------|--------|--------|--------|---------|---------|---------|-----------|
| 17"         | -          | 25"    | 25"    | 17"    | 3.0 yds | 53.0    | 33 lbs. | 13.86'/1  |
| 432 mm      | -          | 635 mm | 635 mm | 432 mm | 2.7 m   | 4.9 sqm | 15.0 kg | .40 cu    |

| COM  | COL  | 1    | 2    | 3    | 4    | 5    | 6    | 7    | 8    | 9    | 10   | 11   |
|------|------|------|------|------|------|------|------|------|------|------|------|------|
| 1294 | 1354 | 1588 | 1641 | 1668 | 1721 | 1774 | 1794 | 1841 | 1881 | 1928 | 1988 | 2221 |

## gallery 5282M


**Mobile ottoman**  
**Fully upholstered**  
**Saddle stitched**

Six small concealed casters  
 Standard with welt

When using a combination of fabrics or leathers, specify the application by designating the appropriate letter, shown below, on the purchase order. Yardage shown must be used.

See terms and conditions for contrasting upholstery and welt upcharges.

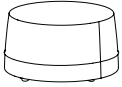
- A) One fabric or leather for top seat panel and upper body  
 yardage: 2.0 yds. leather: 36.0 sq. ft.  
 B) One fabric or leather for lower body  
 yardage: 1.0 yds. leather: 18.0 sq. ft.  
 C) One fabric or leather for welt  
 yardage: 1.0 yds. leather: 18.0 sq. ft.

SCS Indoor Advantage™ Gold and LEVEL® 2 Certified. See terms and conditions for additional environmental information.

| Seat Height | Arm Height | W      | D      | H      | Fabric  | Leather | Weight  | Cubes/Qty |
|-------------|------------|--------|--------|--------|---------|---------|---------|-----------|
| 17"         | -          | 25"    | 25"    | 17"    | 3.0 yds | 53.0    | 33 lbs. | 13.86'/1  |
| 432 mm      | -          | 635 mm | 635 mm | 432 mm | 2.7 m   | 4.9 sqm | 15.0 kg | .40 cu    |

| COM  | COL  | 1    | 2    | 3    | 4    | 5    | 6    | 7    | 8    | 9    | 10   | 11   |
|------|------|------|------|------|------|------|------|------|------|------|------|------|
| 1403 | 1463 | 1697 | 1750 | 1777 | 1830 | 1883 | 1903 | 1950 | 1990 | 2037 | 2097 | 2330 |

## gallery 5283


**Ottoman**  
**Fully upholstered**  
**Saddle stitched**

Non-marring glides  
 Standard with welt

When using a combination of fabrics or leathers, specify the application by designating the appropriate letter, shown below, on the purchase order. Yardage shown must be used.

See terms and conditions for contrasting upholstery and welt upcharges.

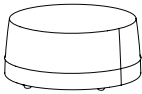
- A) One fabric or leather for top seat panel and upper body  
 yardage: 2.0 yds. leather: 36.0 sq. ft.  
 B) One fabric or leather for lower body  
 yardage: 1.25 yds. leather: 36.0 sq. ft.  
 C) One fabric or leather for welt  
 yardage: 1.25 yds. leather: 32.0 sq. ft.

SCS Indoor Advantage™ Gold and LEVEL® 2 Certified. See terms and conditions for additional environmental information.

| Seat Height | Arm Height | W      | D      | H      | Fabric    | Leather | Weight  | Cubes/Qty |
|-------------|------------|--------|--------|--------|-----------|---------|---------|-----------|
| 17"         | -          | 31"    | 31"    | 17"    | 4.75 yds. | 82.0'   | 43 lbs. | 13.86'/1  |
| 432         | -          | 788 mm | 788 mm | 432 mm | 4.3 m     | 7.6 sqm | 20 kg   | .40 cu    |

| COM  | COL  | 1    | 2    | 3    | 4    | 5    | 6    | 7    | 8    | 9    | 10   | 11   |
|------|------|------|------|------|------|------|------|------|------|------|------|------|
| 1551 | 1646 | 2016 | 2100 | 2143 | 2227 | 2311 | 2343 | 2417 | 2480 | 2554 | 2649 | 3019 |

## gallery 5284


**Ottoman**  
**Fully upholstered**  
**Saddle stitched**

Non-marring glides  
 Standard with welt

When using a combination of fabrics or leathers, specify the application by designating the appropriate letter, shown below, on the purchase order. Yardage shown must be used.

See terms and conditions for contrasting upholstery and welt upcharges.

- A) One fabric or leather for top seat panel and upper body  
 yardage: 2.0 yds. leather: 36.0 sq. ft.  
 B) One fabric or leather for lower body  
 yardage: 1.25 yds. leather: 36.0 sq. ft.  
 C) One fabric or leather for welt  
 yardage: 1.25 yds. leather: 32.0 sq. ft.

SCS Indoor Advantage™ Gold and LEVEL® 2 Certified. See terms and conditions for additional environmental information.

| Seat Height | Arm Height | W      | D      | H      | Fabric    | Leather | Weight  | Cubes/Qty |
|-------------|------------|--------|--------|--------|-----------|---------|---------|-----------|
| 17"         | -          | 37"    | 37"    | 17"    | 4.75 yds. | 86.0'   | 64 lbs. | 19.36'/1  |
| 432 mm      | -          | 940 mm | 940 mm | 432 mm | 4.3 m     | 8.0 sqm | 29 kg   | .55 cu    |

| COM  | COL  | 1    | 2    | 3    | 4    | 5    | 6    | 7    | 8    | 9    | 10   | 11   |
|------|------|------|------|------|------|------|------|------|------|------|------|------|
| 1883 | 1978 | 2348 | 2432 | 2475 | 2559 | 2643 | 2675 | 2749 | 2812 | 2886 | 2981 | 3351 |

## gallery 5291


**Bench**  
**Fully upholstered**  
**Saddle stitched**

Non-marring glides

When using a combination of fabrics or leathers, specify the application by designating the appropriate letter, shown below, on the purchase order. Yardage shown must be used.

See terms and conditions for contrasting upholstery and welt upcharges.

- A) One fabric or leather for top seat panel and upper body  
 yardage: 2.0 yds. leather: 36.0 sq. ft.  
 B) One fabric or leather for lower body  
 yardage: 1.0 yds. leather: 18.0 sq. ft.  
 C) One fabric or leather for welt  
 yardage: 1.0 yds. leather: 18.0 sq. ft.

SCS Indoor Advantage™ Gold and LEVEL® 2 Certified. See terms and conditions for additional environmental information.

| Seat Height | Arm Height | W      | D      | H      | Fabric  | Leather | Weight  | Cubes/Qty |
|-------------|------------|--------|--------|--------|---------|---------|---------|-----------|
| 17"         | -          | 22"    | 19"    | 17"    | 2.5 yds | 44.0'   | 30 lbs. | 5.88'/1   |
| 432 mm      | -          | 559 mm | 483 mm | 432 mm | 2.3 m   | 4.1 sqm | 14.0 kg | .27 cu    |

| COM  | COL  | 1    | 2    | 3    | 4    | 5    | 6    | 7    | 8    | 9    | 10   | 11   |
|------|------|------|------|------|------|------|------|------|------|------|------|------|
| 1108 | 1158 | 1353 | 1397 | 1420 | 1464 | 1508 | 1525 | 1564 | 1597 | 1636 | 1686 | 1881 |

## gallery 5291M


**Mobile bench**  
**Fully upholstered**  
**Saddle stitched**

Four small concealed casters

When using a combination of fabrics or leather, specify the application by designating the appropriate letter, shown below, on the purchase order. Yardage shown must be used.

See terms and conditions for contrasting upholstery and welt upcharges.

- A) One fabric or leather for top seat panel and upper body  
 yardage: 2.0 yds. leather: 36.0 sq. ft.  
 B) One fabric or leather for lower body  
 yardage: 1.0 yds. leather: 18.0 sq. ft.  
 C) One fabric or leather for welt  
 yardage: 1.0 yds. leather: 18.0 sq. ft.

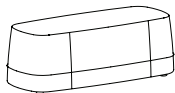
SCS Indoor Advantage™ Gold and LEVEL® 2 Certified. See terms and conditions for additional environmental information.

| Seat Height | Arm Height | W      | D      | H      | Fabric  | Leather | Weight  | Cubes/Qty |
|-------------|------------|--------|--------|--------|---------|---------|---------|-----------|
| 17"         | -          | 22"    | 19"    | 17"    | 2.5 yds | 44.0'   | 30 lbs. | 5.88'/1   |
| 432 mm      | -          | 559 mm | 483 mm | 432 mm | 2.3 m   | 4.1 sqm | 14.0 kg | .27 cu    |

| COM  | COL  | 1    | 2    | 3    | 4    | 5    | 6    | 7    | 8    | 9    | 10   | 11   |
|------|------|------|------|------|------|------|------|------|------|------|------|------|
| 1218 | 1268 | 1463 | 1507 | 1530 | 1574 | 1618 | 1635 | 1674 | 1707 | 1746 | 1796 | 1991 |



## gallery 5295


**Two-seat bench**  
**Fully upholstered**  
**Saddle stitched**

Non-marring glides  
 Standard with welt

When using a combination of fabrics or leathers, specify the application by designating the appropriate letter, shown below, on the purchase order. Yardage shown must be used.

See terms and conditions for contrasting upholstery and welt upcharges.

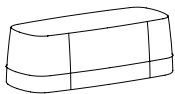
- A) One fabric or leather for top seat panel and upper body  
 yardage: 2.25 yds. leather: 39.0 sq. ft.  
 B) One fabric or leather for lower body  
 yardage: 1.25 yds. leather: 18.0 sq. ft.  
 C) One fabric or leather for welt  
 yardage: 1.0 yds. leather: 18.0 sq. ft.

SCS Indoor Advantage™ Gold and LEVEL® 2 Certified. See terms and conditions for additional environmental information.

| Seat Height | Arm Height | W       | D      | H      | Fabric  | Leather | Weight  | Cubes/Qty |
|-------------|------------|---------|--------|--------|---------|---------|---------|-----------|
| 17"         | -          | 48½"    | 20¾"   | 17"    | 2.8 yds | 50.0'   | 66 lbs. | 29.75'/1  |
| 432 mm      | -          | 1222 mm | 527 mm | 432 mm | 2.6 m   | 4.6 sqm | 30 kg   | .84 cu    |

| COM  | COL  | 1    | 2    | 3    | 4    | 5    | 6    | 7    | 8    | 9    | 10   | 11   |
|------|------|------|------|------|------|------|------|------|------|------|------|------|
| 1883 | 1939 | 2157 | 2207 | 2232 | 2282 | 2331 | 2350 | 2394 | 2431 | 2475 | 2531 | 2748 |

## gallery 5295M


**Two-seat mobile bench**  
**Fully upholstered**  
**Saddle stitched**

Six small concealed casters  
 Standard with welt

When using a combination of fabrics or leathers, specify the application by designating the appropriate letter, shown below, on the purchase order. Yardage shown must be used.

See terms and conditions for contrasting upholstery and welt upcharges.

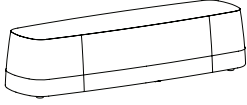
- A) One fabric or leather for top seat panel and upper body  
 yardage: 2.25 yds. leather: 39.0 sq. ft.  
 B) One fabric or leather for lower body  
 yardage: 1.25 yds. leather: 18.0 sq. ft.  
 C) One fabric or leather for welt  
 yardage: 1.0 yds. leather: 18.0 sq. ft.

SCS Indoor Advantage™ Gold and LEVEL® 2 Certified. See terms and conditions for additional environmental information.

| Seat Height | Arm Height | W       | D      | H      | Fabric  | Leather | Weight  | Cubes/Qty |
|-------------|------------|---------|--------|--------|---------|---------|---------|-----------|
| 17"         | -          | 48½"    | 20¾"   | 17"    | 2.8 yds | 50.0'   | 66 lbs. | 29.75'/1  |
| 432 mm      | -          | 1222 mm | 527 mm | 432 mm | 2.6 m   | 4.6 sqm | 30 kg   | .84 cu    |

| COM  | COL  | 1    | 2    | 3    | 4    | 5    | 6    | 7    | 8    | 9    | 10   | 11   |
|------|------|------|------|------|------|------|------|------|------|------|------|------|
| 2064 | 2120 | 2338 | 2388 | 2413 | 2463 | 2512 | 2531 | 2575 | 2612 | 2656 | 2712 | 2929 |

## gallery 5297


**Three-seat bench**  
**Upholstered**  
**Saddle stitched**

Non-marring glides  
 Standard with welt

When using a combination of fabrics or leathers, specify the application by designating the appropriate letter, shown below, on the purchase order. Yardage shown must be used.

See terms and conditions for contrasting upholstery and welt upcharges.

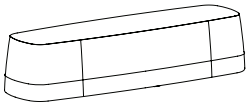
- A) One fabric or leather for top seat panel and upper body  
 yardage: 3.0 yds. leather: 49.0 sq. ft.  
 B) One fabric or leather for lower body  
 yardage: 1.75 yds. leather: 18.0 sq. ft.  
 C) One fabric or leather for welt  
 yardage: 1.0 yds. leather: 18.0 sq. ft.

SCS Indoor Advantage™ Gold and LEVEL® 2 Certified. See terms and conditions for additional environmental information.

| Seat Height | Arm Height | W       | D      | H      | Fabric  | Leather | Weight   | Cubes/Qty |
|-------------|------------|---------|--------|--------|---------|---------|----------|-----------|
| 17"         | -          | 72"     | 21"    | 17"    | 3.8 yds | 66.0'   | 105 lbs. | 37.62'/1  |
| 432 mm      | -          | 1829 mm | 533 mm | 432 mm | 3.5 m   | 6.1 sqm | 48 kg    | 1.07 cu   |

| COM  | COL  | 1    | 2    | 3    | 4    | 5    | 6    | 7    | 8    | 9    | 10   | 11   |
|------|------|------|------|------|------|------|------|------|------|------|------|------|
| 2433 | 2509 | 2805 | 2873 | 2906 | 2974 | 3041 | 3067 | 3126 | 3177 | 3236 | 3312 | 3607 |

## gallery 5297M


**Three-seat mobile bench**  
**Fully upholstered**  
**Saddle stitched**

Eight small concealed casters  
 Standard with welt

When using a combination of fabrics or letters, specify the application by designating the appropriate letter, shown below, on the purchase order. Yardage shown must be used.

See terms and conditions for contrasting upholstery and welt upcharges.

- A) One fabric or leather for top seat panel and upper body  
 yardage: 3.0 yds. leather: 49.0 sq. ft.  
 B) One fabric or leather for lower body  
 yardage: 1.75 yds. leather: 18.0 sq. ft.  
 C) One fabric or leather for welt  
 yardage: 1.0 yds. leather: 18.0 sq. ft.

SCS Indoor Advantage™ Gold and LEVEL® 2 Certified. See terms and conditions for additional environmental information.

| Seat Height | Arm Height | W       | D      | H      | Fabric  | Leather | Weight   | Cubes/Qty |
|-------------|------------|---------|--------|--------|---------|---------|----------|-----------|
| 17"         | -          | 72"     | 21"    | 17"    | 3.8 yds | 66.0'   | 105 lbs. | 37.62'/1  |
| 432 mm      | -          | 1829 mm | 533 mm | 432 mm | 3.5 m   | 6.1 sqm | 48 kg    | 1.07 cu   |

| COM  | COL  | 1    | 2    | 3    | 4    | 5    | 6    | 7    | 8    | 9    | 10   | 11   |
|------|------|------|------|------|------|------|------|------|------|------|------|------|
| 2544 | 2620 | 2916 | 2984 | 3017 | 3085 | 3152 | 3178 | 3237 | 3288 | 3347 | 3423 | 3718 |

## Luca Benches

### Standard Features



The Luca bench collection offers a series of round and rectangular benches that can be used as freestanding or interchangeably with product from the Luca modular seating system. Select benches feature end tables that are available in oak or walnut and are offered with and without power. Legs are available in one of three finishes: polished aluminum, matte black powder coat and satin white powder coat.

Luca benches are part of the Luca modular seating system that is comprised of 41 unique modules. Options include freestanding benches, two-seat and threeseat modules, corner modules and seating and bench modules with end tables.

Luca is fully upholstered with 5/8" diameter non-marring adjustable nylon glides. When ordering configurations, please provide the total COM yardage from the same dye lot in a continuous roll(s). All COM/COL fabrics must be preapproved by Bernhardt Design prior to application. SCS Indoor Advantage™ Gold and LEVEL® 2 certified.

Configurations are connected by a ganging bracket. Ganging brackets are sold separately and will ship with product. See the Luca bench accessories page for ordering information.

Please visit [BernhardtDesign.com](http://BernhardtDesign.com) for a complete library of 2D, 3D and Revit models. You may also contact your local sales representative or the Bernhardt Design corporate office for specification assistance.

### Leg Options

Polished Aluminum - 6



Matte Black Powder Coat- 3



Satin White Powder Coat- W




Luca Bench Options



Veneer Selections

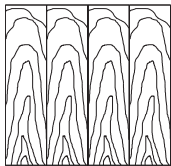
C Oak

Order Code - C  
Rift Cut



9 Walnut

Order Code - 9  
Flat Cut



A three-character sku identifies each wood veneer option as well as standard finishes. Base and top finishes are specified separately. When specifying light finishes the natural characteristics of the wood will be visible and color will vary. Therefore, exact color matches are not possible.

C Oak

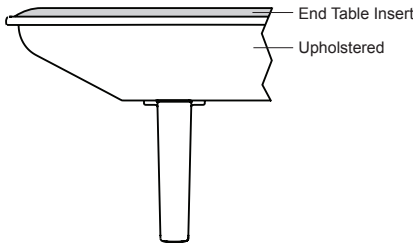
| Standard Finish |     |     |
|-----------------|-----|-----|
| 871             | 860 | 870 |
| 837             | 836 | 861 |
| 865             | 805 | 866 |
| 872             | 839 | 845 |

9 Walnut

| Standard Finish |     |
|-----------------|-----|
| 872             | 861 |
| 860             | 823 |
| 839             | 866 |
| 870             |     |

| Standard Finish |     |     |
|-----------------|-----|-----|
| M73             | M71 | M75 |
| M74             | M76 | M77 |

Edge Profile

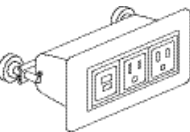


Surface Mount Power Modules

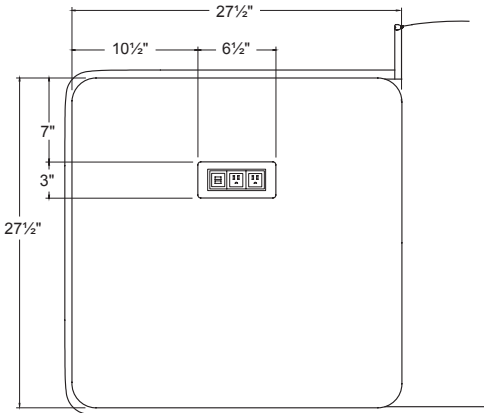
Luca offers a proprietary surface mount power solution which is installed flush to the worksurface and provides (2) 15 amp receptacles, (1) 2 amp USB-A port and (1) 2 amp USB-C port. The unit has a 10' infeed with a grounded plug. Power module finish is determined by leg finish selection.



Power Module  
Black Finish



- (2) 120 v 60 Hz. 15 amp receptacles
- (1) 2 amp USB-A port, 10 watt
- (1) 2 amp USB-C port, 20 watt
- 6½" w x 3" d x 2¾" h



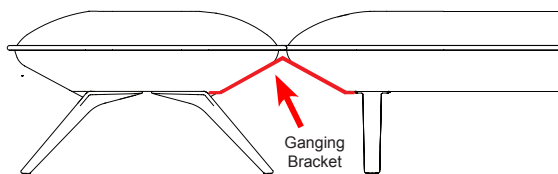
## Connecting Modules



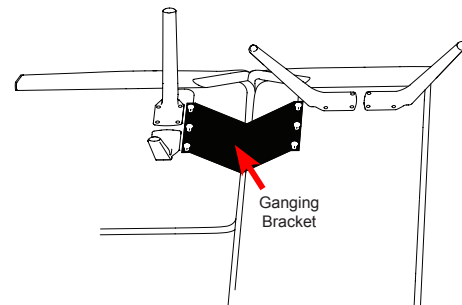
Luca modules connect by attaching a ganging bracket to the underside of the furniture. Order one ganging bracket per point of connection of modular units. Ganging brackets are sold separately and will ship with product.

To connect the modules together insert the three fasteners into the inserts at the location each module is desired to be connected. Push modules together in desired location.

Leave  $\frac{1}{4}$ " between head of fastener and upholstery. Fit bracket over heads of fasteners and slide bracket to lock fasteners into keyhole slots cut into fastener. Tighten fasteners against bracket.



Ganging bracket is concealed behind flange and is not visible when looking at the sofa.



Under side view of the ganging bracket placement



luca 8D36D



36" Round bench  
Freestanding  
Polished aluminum or powder coat legs  
Upholstered

SCS Indoor Advantage™ Gold and LEVEL® 2 certified. See terms and conditions for instructions for additional environmental information.

| Seat Height | Arm Height | W      | D      | H      | Fabric   | Leather | Weight  | Cubes/Qty |
|-------------|------------|--------|--------|--------|----------|---------|---------|-----------|
| 16½"        | -          | 36"    | 36"    | 16½"   | 3.0 yds. | 49.0'   | 68 lbs. | 19.4'/1   |
| 419 mm      | -          | 914 mm | 914 mm | 419 mm | 2.7 m    | 4.6 sqm | 30.8 kg | 0.55 cu.  |

| COM  | COL  | 1    | 2    | 3    | 4    | 5    | 6    | 7    | 8    | 9    | 10   | 11   |
|------|------|------|------|------|------|------|------|------|------|------|------|------|
| 2064 | 2124 | 2358 | 2411 | 2438 | 2491 | 2544 | 2564 | 2611 | 2651 | 2698 | 2758 | 2991 |

luca 8D42D



42" Round bench  
Freestanding  
Polished aluminum or powder coat legs  
Upholstered

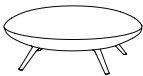
SCS Indoor Advantage™ Gold and LEVEL® 2 certified. See terms and conditions for instructions for additional environmental information.

| Seat Height | Arm Height | W       | D       | H      | Fabric   | Leather | Weight  | Cubes/Qty |
|-------------|------------|---------|---------|--------|----------|---------|---------|-----------|
| 16½"        | -          | 42"     | 42"     | 16½"   | 3.5 yds. | 57.0'   | 90 lbs. | 25.72'/1  |
| 419 mm      | -          | 1067 mm | 1067 mm | 419 mm | 3.2 m    | 5.3 sqm | 40.8 kg | .72 cu.   |

| COM  | COL  | 1    | 2    | 3    | 4    | 5    | 6    | 7    | 8    | 9    | 10   | 11   |
|------|------|------|------|------|------|------|------|------|------|------|------|------|
| 2359 | 2429 | 2702 | 2764 | 2795 | 2857 | 2919 | 2943 | 2997 | 3044 | 3098 | 3168 | 3441 |

| sku         | frame finish  |
|-------------|---|
| <div></div> | <div>6polished aluminum standard, OR</div> <div>specify powder coat, upcharge \$150</div> <div>3matte black powder coat</div> <div>Wsatin white powder coat</div> |

luca 8D48D



48" Round bench  
Freestanding  
Polished aluminum or powder coat legs  
Upholstered

SCS Indoor Advantage™ Gold and LEVEL® 2 certified. See terms and conditions for additional environmental information.

| Seat Height | Arm Height | W       | D      | H      | Fabric    | Leather | Weight   | Cubes/Qty |
|-------------|------------|---------|--------|--------|-----------|---------|----------|-----------|
| 16½"        | -          | 48"     | 48"    | 16½"   | 5.75 yds. | 95.0'   | 109 lbs. | 32.86'/1  |
| 419 mm      | -          | 1219 mm | 1219mm | 419 mm | 5.3 m     | 8.2 sqm | 49.4 kg  | .93 cu.   |

| COM  | COL  | 1    | 2    | 3    | 4    | 5    | 6    | 7    | 8    | 9    | 10   | 11   |
|------|------|------|------|------|------|------|------|------|------|------|------|------|
| 2656 | 2771 | 3219 | 3321 | 3372 | 3474 | 3576 | 3615 | 3704 | 3781 | 3870 | 3985 | 4433 |

luca 8D60D



60" Round bench  
Freestanding  
Polished aluminum powder coat legs  
Upholstered

SCS Indoor Advantage™ Gold and LEVEL® 2 certified. See terms and conditions for additional environmental information.

| Seat Height | Arm Height | W       | D       | H      | Fabric   | Leather | Weight   | Cubes/Qty |
|-------------|------------|---------|---------|--------|----------|---------|----------|-----------|
| 16 ½"       | -          | 60"     | 60"     | 16½"   | 6.3 yds. | 103.0'  | 148 lbs. | 49.78'/1  |
| 419 mm      | -          | 1524 mm | 1524 mm | 419 mm | 5.8 m    | 9.6 sqm | 67.1 kg  | 1.40 cu.  |

| COM  | COL  | 1    | 2    | 3    | 4    | 5    | 6    | 7    | 8    | 9    | 10   | 11   |
|------|------|------|------|------|------|------|------|------|------|------|------|------|
| 3245 | 3371 | 3861 | 3973 | 4029 | 4141 | 4253 | 4295 | 4393 | 4477 | 4575 | 4701 | 5191 |

sku

frame finish

6

polished aluminum standard, OR

specify powder coat, upcharge \$150

3

matte black powder coat

W

satin white powder coat

luca 8D01N



Module bench  
Polished aluminum or powder coat legs  
Upholstered

Ganging brackets are sold separately and will ship with the product. See Luca accessories page to order brackets.

SCS Indoor Advantage™ Gold and LEVEL® 2 certified. See terms and conditions for additional environmental information.

| Seat Height | Arm Height | W       | D      | H      | Fabric   | Leather | Weight  | Cubes/Qty |
|-------------|------------|---------|--------|--------|----------|---------|---------|-----------|
| 16½"        | -          | 45¼"    | 28¾"   | 16½"   | 3.5 yds. | 57.0'   | 78 lbs. | 25.67'/1  |
| 419 mm      | -          | 1149 mm | 730 mm | 419 mm | 3.2 m    | 5.3 sqm | 35.4 kg | .73 cu.   |

| COM  | COL  | 1    | 2    | 3    | 4    | 5    | 6    | 7    | 8    | 9    | 10   | 11   |
|------|------|------|------|------|------|------|------|------|------|------|------|------|
| 1918 | 1988 | 2261 | 2323 | 2354 | 2416 | 2478 | 2502 | 2556 | 2603 | 2657 | 2727 | 3000 |

luca 8D05N



Two-seat module bench  
Polished aluminum or powder coat legs  
Upholstered

Ganging brackets are sold separately and will ship with the product. See Luca accessories page to order brackets.

SCS Indoor Advantage™ Gold and LEVEL® 2 certified. See terms and conditions for additional environmental information.

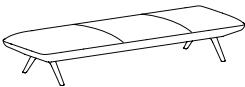
| Seat Height | Arm Height | W       | D      | H      | Fabric | Leather | Weight  | Cubes/Qty |
|-------------|------------|---------|--------|--------|--------|---------|---------|-----------|
| 16½"        | -          | 58½"    | 28¾"   | 16½"   | 5 yds. | 81.0'   | 91 lbs. | 25.67'/1  |
| 419 mm      | -          | 1486 mm | 730 mm | 419 mm | 4.6 m  | 7.5 sqm | 41.3 kg | .73 cu.   |

| COM  | COL  | 1    | 2    | 3    | 4    | 5    | 6    | 7    | 8    | 9    | 10   | 11   |
|------|------|------|------|------|------|------|------|------|------|------|------|------|
| 2359 | 2459 | 2848 | 2937 | 2982 | 3071 | 3159 | 3193 | 3271 | 3337 | 3415 | 3515 | 3904 |

| sku | frame finish  |
|-----|---|
|     | 6 polished aluminum standard, OR<br>specify powder coat, upcharge \$150<br>3 matte black powder coat<br>W satin white powder coat |



luca 8D07N



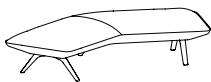
Three-seat module bench  
Polished aluminum or powder coat legs  
Upholstered

Ganging brackets are sold separately and will ship with the product. See Luca accessories page to order brackets.  
SCS Indoor Advantage™ Gold and LEVEL® 2 certified. See terms and conditions for additional environmental information.

| Seat Height | Arm Height | W       | D      | H      | Fabric    | Leather  | Weight  | Cubes/Qty |
|-------------|------------|---------|--------|--------|-----------|----------|---------|-----------|
| 16½"        | -          | 87¼"    | 28¾"   | 16½"   | 7.25 yds. | 118.0'   | 121 lbs | 37.6'/1   |
| 419 mm      | -          | 2216 mm | 730 mm | 419 mm | 6.6 m     | 11.0 sqm | 54.9 kg | 1.10 cu.  |

| COM  | COL  | 1    | 2    | 3    | 4    | 5    | 6    | 7    | 8    | 9    | 10   | 11   |
|------|------|------|------|------|------|------|------|------|------|------|------|------|
| 2801 | 2946 | 3510 | 3639 | 3704 | 3833 | 3961 | 4010 | 4123 | 4219 | 4332 | 4477 | 5041 |

luca 8D02N



45° Modular bench  
Polished aluminum or powder coat legs  
Upholstered

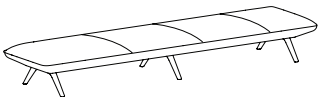
Ganging brackets are sold separately and will ship with the product. See Luca accessories page to order brackets.  
SCS Indoor Advantage™ Gold and LEVEL® 2 certified. See terms and conditions for additional environmental information.

| Seat Height | Arm Height | W       | D       | H      | Fabric    | Leather | Weight   | Cubes/Qty |
|-------------|------------|---------|---------|--------|-----------|---------|----------|-----------|
| 16½"        | -          | 80½"    | 40¼"    | 16½"   | 4.75 yds. | 78.0'   | 119 lbs. | 45.45'/1  |
| 419 mm      | -          | 2045 mm | 1022 mm | 419 mm | 4.3 m     | 7.2 sqm | 54.0 kg  | 1.30 cu.  |

| COM  | COL  | 1    | 2    | 3    | 4    | 5    | 6    | 7    | 8    | 9    | 10   | 11   |
|------|------|------|------|------|------|------|------|------|------|------|------|------|
| 2801 | 2896 | 3266 | 3350 | 3393 | 3477 | 3561 | 3593 | 3667 | 3730 | 3804 | 3899 | 4269 |

| sku | frame finish  |
|-----|---|
|     | 6 polished aluminum standard, OR<br>specify powder coat, upcharge \$150<br>3 matte black powder coat<br>W satin white powder coat |

luca 8D09N



Four-seat module bench  
Polished aluminum or powder coat legs  
Upholstered

Ganging brackets are sold separately and will ship with product. See Luca accessories page to order brackets

SCS Indoor Advantage™ Gold and LEVEL® 2 certified. See terms and conditions for additional environmental information.

| Seat Height | Arm Height | W       | D      | H      | Fabric   | Leather  | Weight   | Cubes/Qty |
|-------------|------------|---------|--------|--------|----------|----------|----------|-----------|
| 16½"        | -          | 117"    | 28¾"   | 16½"   | 9.5 yds. | 154.0'   | 159 lbs. | 50.0'/1   |
| 419 mm      | -          | 2972 mm | 730 mm | 419 mm | 8.7 m    | 14.3 sqm | 72.1 kg  | 1.40 cu.  |

| COM  | COL  | 1    | 2    | 3    | 4    | 5    | 6    | 7    | 8    | 9    | 10   | 11   |
|------|------|------|------|------|------|------|------|------|------|------|------|------|
| 3539 | 3729 | 4468 | 4637 | 4722 | 4891 | 5059 | 5123 | 5271 | 5397 | 5545 | 5735 | 6474 |

sku

frame finish

6

polished aluminum standard, OR

specify powder coat, upcharge \$200

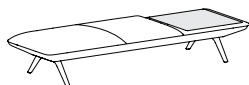
3

matte black powder coat

W

satin white powder coat

## luca 8D06N



**Two-seat bench with end table**  
**Polished aluminum or powder coat legs**  
**Upholstered**

End table available in all oak and walnut finishes. When specifying light finish the natural characteristics of the wood will be visible and color will vary.

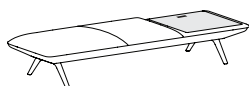
Ganging brackets are sold separately and will ship with the product. See Luca accessories page to order brackets.

SCS Indoor Advantage™ Gold and LEVEL® 2 certified. See terms and conditions for additional finish and environmental information.

| Seat Height | Arm Height | W       | D      | H      | Fabric    | Leather  | Weight   | Cubes/Qty |
|-------------|------------|---------|--------|--------|-----------|----------|----------|-----------|
| 16½"        | -          | 86¼"    | 28¾"   | 16½"   | 6.75 yds. | 110.0'   | 140 lbs. | 37.6'/1   |
| 419 mm      | -          | 2191 mm | 730 mm | 419 mm | 6.2 m     | 10.2 sqm | 63.5 kg  | 1.10 cu.  |

| COM  | COL  | 1    | 2    | 3    | 4    | 5    | 6    | 7    | 8    | 9    | 10   | 11   |
|------|------|------|------|------|------|------|------|------|------|------|------|------|
| 3390 | 3525 | 4050 | 4170 | 4230 | 4350 | 4470 | 4515 | 4620 | 4710 | 4815 | 4950 | 5475 |

## luca 8P06N



**Power**  
**Two-seat bench with end table**  
**Polished aluminum or powder coat legs**  
**Upholstered**

End table available in all oak and walnut finishes. When specifying light finish the natural characteristics of the wood will be visible and color will vary.

Ganging brackets are sold separately and will ship with the product. See Luca accessories page to order brackets.

Power: Surface mount power provides (2) 15 amp receptacles, (1) 2 amp USB-A port, 10 watt and (1) 2 amp USB-C port, 20 watt.

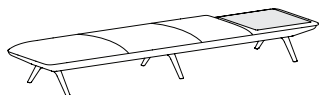
SCS Indoor Advantage™ Gold and LEVEL® 2 certified. See terms and conditions for additional finish and environmental information.

| Seat Height | Arm Height | W       | D      | H      | Fabric    | Leather  | Weight   | Cubes/Qty |
|-------------|------------|---------|--------|--------|-----------|----------|----------|-----------|
| 16½"        | -          | 86¼"    | 28¾"   | 16½"   | 6.75 yds. | 110.0'   | 143 lbs. | 37.6'/1   |
| 419 mm      | -          | 2191 mm | 730 mm | 419 mm | 6.2 m     | 10.2 sqm | 64.9 kg  | 1.10 cu.  |

| COM  | COL  | 1    | 2    | 3    | 4    | 5    | 6    | 7    | 8    | 9    | 10   | 11   |
|------|------|------|------|------|------|------|------|------|------|------|------|------|
| 4201 | 4336 | 4861 | 4981 | 5041 | 5161 | 5281 | 5326 | 5431 | 5521 | 5626 | 5761 | 6286 |

| sku | frame finish   | run-off top species             | wood top finish      |
|-----|--|---------------------------------|----------------------|
|     | <b>6</b> polished aluminum standard, OR<br>specify powder coat, upcharge \$150<br><b>3</b> matte black powder coat<br><b>W</b> satin white powder coat | <b>C</b> oak<br><b>9</b> walnut | see seating finishes |

## luca 8D08N



**Three-seat bench with end table**  
**Polished aluminum or powder coat legs**  
**Upholstered**

End table available in all oak and walnut finishes. When specifying light finish the natural characteristics of the wood will be visible and color will vary.

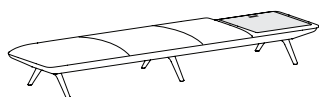
Ganging brackets are sold separately and will ship with the product. See Luca accessories page to order brackets.

SCS Indoor Advantage™ Gold and LEVEL® 2 certified. See terms and conditions for additional finish and environmental information.

| Seat Height | Arm Height | W       | D      | H      | Fabric   | Leather  | Weight   | Cubes/Qty |
|-------------|------------|---------|--------|--------|----------|----------|----------|-----------|
| 16½"        | -          | 115¼"   | 28¾"   | 16½"   | 8.5 yds. | 140.0'   | 178 lbs. | 50.0'/1   |
| 419 mm      | -          | 2921 mm | 730 mm | 419 mm | 7.8 m    | 13.0 sqm | 80.7 kg  | 1.40 cu.  |

| COM  | COL  | 1    | 2    | 3    | 4    | 5    | 6    | 7    | 8    | 9    | 10   | 11   |
|------|------|------|------|------|------|------|------|------|------|------|------|------|
| 3981 | 4151 | 4813 | 4964 | 5039 | 5190 | 5341 | 5398 | 5530 | 5644 | 5776 | 5946 | 6607 |

## luca 8P08N



**Power**  
**Three-seat bench with end table**  
**Polished aluminum or powder coat legs**  
**Upholstered**

End table available in all oak and walnut finishes. When specifying light finish the natural characteristics of the wood will be visible and color will vary.

Ganging brackets are sold separately and will ship with the product. See Luca accessories page to order brackets. .


Power: Surface mount power provides (2) 15 amp receptables, (1) 2 amp USB-A port, 10 watt and (1) 2 amp USB-C port, 20 watt.

SCS Indoor Advantage™ Gold and LEVEL® 2 certified. See terms and conditions for additional finish and environmental information.

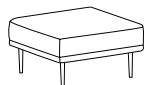
| Seat Height | Arm Height | W       | D      | H      | Fabric   | Leather  | Weight   | Cubes/Qty |
|-------------|------------|---------|--------|--------|----------|----------|----------|-----------|
| 16½"        | -          | 115¼"   | 28¾"   | 16½"   | 8.5 yds. | 140.0'   | 181 lbs. | 50.0'/1   |
| 419 mm      | -          | 2921 mm | 730 mm | 419 mm | 7.8 m    | 13.0 sqm | 82.1 kg  | 1.40 cu.  |

| COM  | COL  | 1    | 2    | 3    | 4    | 5    | 6    | 7    | 8    | 9    | 10   | 11   |
|------|------|------|------|------|------|------|------|------|------|------|------|------|
| 4791 | 4961 | 5623 | 5774 | 5849 | 6000 | 6151 | 6208 | 6340 | 6454 | 6586 | 6756 | 7417 |

| sku | frame finish  | run-off top species             | wood top finish      |
|-----|---|---------------------------------|----------------------|
|     | <b>6</b> polished aluminum standard, OR<br><b>3</b> specify powder coat, upcharge \$200<br><b>W</b> matte black powder coat<br><b>W</b> satin white powder coat | <b>C</b> oak<br><b>9</b> walnut | see seating finishes |

| description  |  | sku | w   | d  | h  | price  |
|--|--|-----|-----|----|----|--------|
|  | <b>ganging bracket</b>   | 111 | 14½ | 9½ | 3½ | \$ 115 |
|  | Order one ganging bracket per point of connection of modular units. Ganging brackets are sold separately and will ship with product. |     |     |    |    |        |

| series | sku       |
|--------|-----------|
| 8   D  | 1   1   1 |

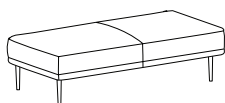
**mirador 8040A**
**Bench**  
**Polished aluminum frame**  
**Upholstered**

Levelers and non-marring glides

SCS Indoor Advantage™ Gold and LEVEL® 2 certified. See terms and conditions for additional environmental information.

| Seat Height | Arm Height | W      | D      | H      | Fabric  | Leather | Weight  | Cubes/Qty |
|-------------|------------|--------|--------|--------|---------|---------|---------|-----------|
| 16½"        | -          | 30"    | 28¾"   | 16½"   | 3.0 yds | 40.0'   | 55 lbs  | 22.67'/1  |
| 419 mm      | -          | 762 mm | 730 mm | 419 mm | 2.7 m   | 3.7 sqm | 25.0 kg | .64 cu    |

| COM  | COL  | 1    | 2    | 3    | 4    | 5    | 6    | 7    | 8    | 9    | 10   | 11   |
|------|------|------|------|------|------|------|------|------|------|------|------|------|
| 1703 | 1763 | 1997 | 2050 | 2077 | 2130 | 2183 | 2203 | 2250 | 2290 | 2337 | 2397 | 2630 |

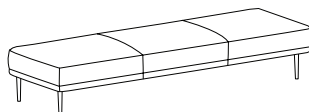
**mirador 8041A**
**Two-seat bench**  
**Polished aluminum frame**  
**Upholstered**

Levelers and non-marring glides

SCS Indoor Advantage™ Gold and LEVEL® 2 certified. See terms and conditions for additional environmental information.

| Seat Height | Arm Height | W       | D      | H      | Fabric  | Leather | Weight  | Cubes/Qty |
|-------------|------------|---------|--------|--------|---------|---------|---------|-----------|
| 16½"        | -          | 60"     | 28¾"   | 16½"   | 5.5 yds | 75.0'   | 122 lbs | 68.33'/1  |
| 419 mm      | -          | 1524 mm | 730 mm | 419 mm | 5.0 m   | 7.0 sqm | 55.5 kg | 1.93 cu   |

| COM  | COL  | 1    | 2    | 3    | 4    | 5    | 6    | 7    | 8    | 9    | 10   | 11   |
|------|------|------|------|------|------|------|------|------|------|------|------|------|
| 2643 | 2753 | 3181 | 3279 | 3328 | 3426 | 3523 | 3560 | 3646 | 3719 | 3805 | 3915 | 4342 |

**mirador 8042A**
**Three-seat bench**  
**Polished aluminum frame**  
**Upholstered**

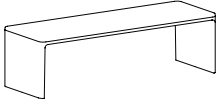
Levelers and non-marring glides

SCS Indoor Advantage™ Gold and LEVEL® 2 certified. See terms and conditions for additional environmental information.

| Seat Height | Arm Height | W       | D      | H      | Fabric  | Leather | Weight  | Cubes/Qty |
|-------------|------------|---------|--------|--------|---------|---------|---------|-----------|
| 16½"        | -          | 90"     | 28¾"   | 16½"   | 7.5 yds | 101.0'  | 181 lbs | 101.65'/1 |
| 419 mm      | -          | 2286 mm | 730 mm | 419 mm | 6.9 m   | 9.4 sqm | 82.3 kg | 2.87 cu   |

| COM  | COL  | 1    | 2    | 3    | 4    | 5    | 6    | 7    | 8    | 9    | 10   | 11   |
|------|------|------|------|------|------|------|------|------|------|------|------|------|
| 2831 | 2981 | 3565 | 3698 | 3765 | 3898 | 4031 | 4081 | 4198 | 4298 | 4415 | 4565 | 5148 |

## pause 5838


**Two-seat bench**  
**Solid maple frame**  
**Upholstered**

Fabric railroaded  
 Standard with accent welt  
 Leather and leather alternatives will have a center seam

Available in all maple finishes. When specifying light finishes the natural characteristics of the wood will be visible and color will vary.

When using a combination of fabrics or leathers, specify the application by designating the appropriate letter, shown below, on the purchase order. Yardage shown must be used.

See terms and conditions for contrasting upholstery and welt upcharges.

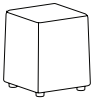
- A) One fabric or leather for seat cushion  
 yardage: 1.8 yds. leather: 25.0 sq. ft.  
 B) One fabric or leather for contrasting welt  
 yardage: .5 yds. leather: 15.0 sq. ft.

SCS Indoor Advantage™ Gold and LEVEL® 2 certified. See terms and conditions for additional environmental information.

| Seat Height        | Arm Height | W       | D      | H                  | Fabric  | Leather | Weight  | Cubes/Qty |
|--------------------|------------|---------|--------|--------------------|---------|---------|---------|-----------|
| 17 $\frac{3}{8}$ " | -          | 60"     | 20"    | 17 $\frac{3}{8}$ " | 1.8 yds | 30.0'   | 60 lbs  | 29.34'/1  |
| 441 mm             | -          | 1524 mm | 508 mm | 441 mm             | 1.6 m   | 2.8 sqm | 27.2 kg | .83 cu    |

| COM  | COL  | 1    | 2    | 3    | 4    | 5    | 6    | 7    | 8    | 9    | 10   | 11   |
|------|------|------|------|------|------|------|------|------|------|------|------|------|
| 2856 | 2892 | 3032 | 3064 | 3080 | 3112 | 3144 | 3156 | 3184 | 3208 | 3236 | 3272 | 3412 |

## stay 5860, 5860G


**Ottoman**  
**Fully upholstered**

**5860** Concealed casters  
**5860G** Glides

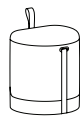
Available with four small concealed casters

SCS Indoor Advantage™ Gold and LEVEL® 2 certified. See terms and conditions for additional environmental information.

| Seat Height        | Arm Height | W      | D      | H                  | Fabric   | Leather | Weight  | Cubes/Qty |
|--------------------|------------|--------|--------|--------------------|----------|---------|---------|-----------|
| 19 $\frac{1}{4}$ " | -          | 16"    | 16"    | 19 $\frac{1}{4}$ " | 2.25 yds | 40.0'   | 24 lbs  | 7.0'/1    |
| 489 mm             | -          | 406 mm | 406 mm | 489 mm             | 2.1 m    | 3.7 sqm | 10.9 kg | 0.19 cu   |

| COM | COL | 1   | 2   | 3    | 4    | 5    | 6    | 7    | 8    | 9    | 10   | 11   |
|-----|-----|-----|-----|------|------|------|------|------|------|------|------|------|
| 730 | 775 | 950 | 990 | 1010 | 1050 | 1090 | 1105 | 1140 | 1170 | 1205 | 1250 | 1425 |

tour 5880



Ottoman with leather handle  
Fully upholstered

Non-slip base surface

Seat and main body available in any approved Bernhardt Textiles, COM or COL. Back and lower body available only in leather and coated fabrics.

COM/COL price includes belting leather handle. Specify approved inline Bernhardt Textiles as COM/COL.

Seat and main body available in any approved COM, COL or Bernhardt Textiles. Specify approved inline Bernhardt Textiles as COM/COL.

When using a combination of fabrics or leather, specify the application by designating the appropriate letter, shown below, on the purchase order. Yardage shown must be used. Contrasting upcharge not applicable.

\*A) One fabric, coated fabric or leather for seat and main upper body.  
yardage: 1.0 yds.      leather: 18.0 sq. ft.

Back and lower body available only in coated fabrics and leather. Specify approved inline Bernhardt Textiles as COM/COL.

\*\*B) One coated fabric or leather for back and lower body.  
yardage: 1.0 yds.      leather: 18.0 sq. ft.

SCS Indoor Advantage™ Gold and LEVEL® 2 Certified. See terms and conditions for additional environmental information.

| Seat Height | Arm Height | W      | D      | H      | Fabric | Leather | Weight | Cubes/Qty |
|-------------|------------|--------|--------|--------|--------|---------|--------|-----------|
| 19¼"        | -          | 17"    | 14⅝"   | 19¼"   | *      | **      | 21 lbs | 12.1'/1   |
| 489 mm      | -          | 432 mm | 372 mm | 489 mm | *      | **      | 9.5 kg | .34 su.   |
| COM         |            |        |        |        |        |         |        |           |
| 1492        |            |        |        |        |        |         |        |           |

sku

5880

leather handle

BL

black belting

BR

brown belting