

**Standard Features**



The Curio table is available in maple and walnut with options for 1/2" thick starfire glass insert. Solid surface materials or stone may be used as an insert. However, these materials are considered COM and must be purchased separately thru a local supplier and field installed. COM inserts should be a minimum of 1/2" thick and a maximum of 3/4" thick.

The use of a stone insert is not recommended on the 42" Curio table due to the weight of the material.

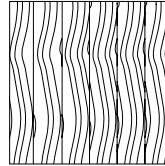
The Curio table is shipped assembled. When the glass insert option is specified, the table and top are packed separately in the same carton.

**Veneer Selections**

When specifying light finishes the natural characteristics of the wood will be visible and color will vary.

**MPL Maple**

Quarter Cut, Slip Matched

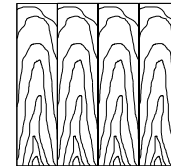


Standard Finish

- 871 860 861
- 837 836 823
- 865 805 866
- 872 839 845
- 870

**WLT Walnut**

Quarter Cut, Slip Matched

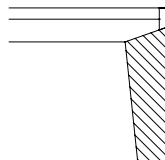


Standard Finish

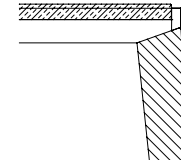
- 872 861
- 870 823
- 860 866
- 839

**Design Selection**



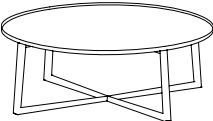
**Wood Top Detail**



**Glass Insert Detail**





description	sku	w	d	h	MPL maple	Glass for MPL Insert	WLT walnut	Glass for WLT Insert
 <p><b>occasional table</b> insert diameter: 18 1/2"</p>	W19	19	19	19	\$ 1547	-	\$ 1856	-
	G19	19	19	19	-	\$ 1983	-	\$ 2297
 <p><b>occasional table</b> insert diameter: 21 1/2"</p>	W22	22	22	18 1/2	1661	-	1983	-
	G22	22	22	18 1/2	-	2207	-	2537
 <p><b>occasional table</b> insert diameter: 41 1/2" not suitable for stone insert</p>	W42	42	42	15	2426	-	2909	-
	G42	42	42	15	-	3957	-	4438

series	sku	material	finish
curio		MPL maple WLT walnut	see curio finishes
C   U   S   -	-	-	