

Neighborhood Seating System Specification Guide

Overview

Neighborhood is a modular seating and table system consisting of thirty-nine unique modules for use in creating an unlimited number of configurations. Options include single sided, double sided and privacy modules as well as freestanding modules for use with any configuration. To select modules appropriate for your application use the scope of line shown on the following pages.

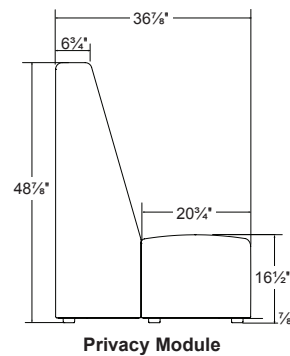
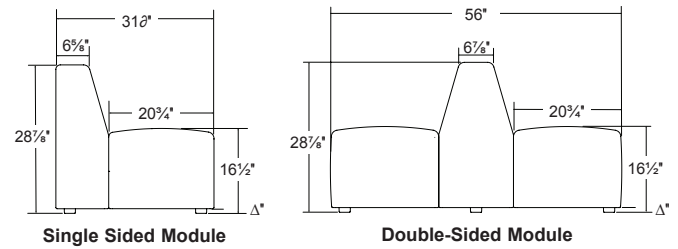
Neighborhood tables are available with worksurfaces in oak veneer in a variety of standard finishes, designer white laminate, or glacier white corian® as connecting modules and freestanding units. Power + USB duplex options are available.

Pivoting connectors join units in a configuration. When rotated inward, connectors are concealed allowing the modules to be used independently.

When specifying the privacy modules, please verify that the specified sku is within size requirements for delivery (elevators, hall intersections, doorways, stairwells).

Visit BernhardtDesign.com for a complete drawing library of 2D, 3D and Revit models. Neighborhood is SCS Indoor Advantage® Gold and LEVEL® 2 certified.

You may also contact your local sales representative or the Bernhardt Design corporate office for specification assistance.



Upholstery Specification Guide

The Neighborhood seating and table modules are fully upholstered with a saddle stitch or a jump master stitch. Thread color must be specified for the jump master stitch. Reference Neighborhood/Stitching on BernhardtDesign.com for thread color options available for jump master stitch only.

Leather may be specified for single sided, double sided, privacy and table modules. Leather is not applicable on the back and back side panel of privacy modules. Approved leather alternatives or fabric may be used on all Neighborhood frames.

When ordering multi-item configurations, please provide the total COM yardage from the same dye lot in a continuous roll(s).



Saddle Stitch




Jump Master Stitch

COM/COL Preapproval Requirements

When specifying stripes or fabrics with linear grain, the curvature of certain frames may affect the pattern alignment. As a result, the COM/COL preapproval procedure requires 1/2 yard of fabric or leather alternative, or 1 sq. ft. leather to be submitted for testing for prior approval on all frames except mobile seating, freestanding ottomans, benches and tables.

Preapproval procedure for testing COM/COL for mobile seating, freestanding ottomans and benches, and all tables requires the standard 12" x 12" sample. Reference the terms and conditions for COM/COL approval procedures.



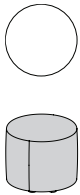
Pattern Alignment When Specifying Directional Grain Fabric

Neighborhood Seating System Specification Guide

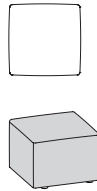
A. Mobile Seating

Mobile modules have non-locking casters and are used as freestanding units. The mobile lounge 6030M has a brushed aluminum handle located mid-back.

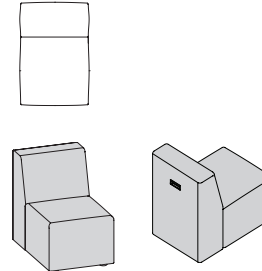
6021M



6024M



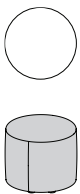
6030M



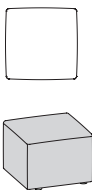
B. Freestanding Ottomans and Benches

Eight non-connecting ottomans and benches are available for use as freestanding units.

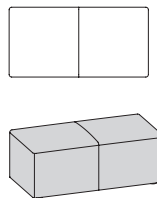
6021



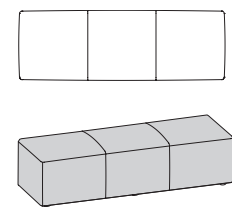
6024



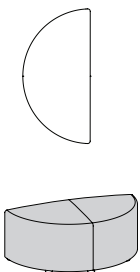
6025



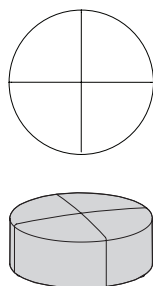
6027



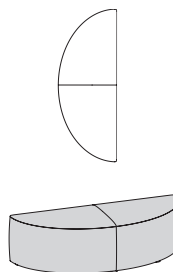
6020



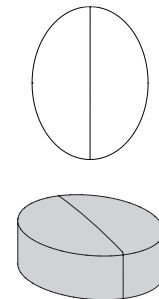
6022



6044



6019

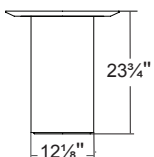


C. Freestanding Work Tables

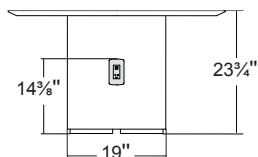
Freestanding mid height work tables may be used with any configuration or to create a banquette configuration for dining or work applications.

Power + USB options are available on 42" and 48" tables.

JR1X - 22" Round



JR2X - 42" Round



Power + USB (1)

Neighborhood Seating System Specification Guide

D. Single Sided Modules

Single sided connecting modules are used in conjunction with other single sided modules to create seating configurations. Single sided units may not be used with double sided units or privacy units.

6033



6034



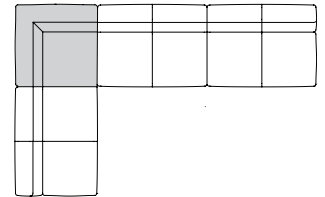
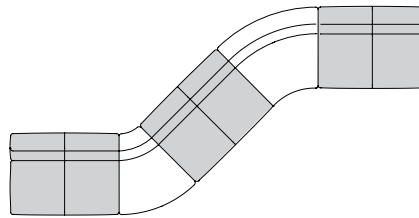
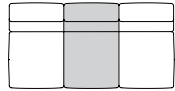
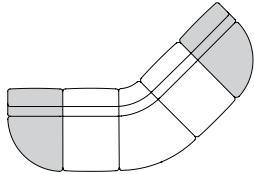
6031



6035



6038



6039



6040



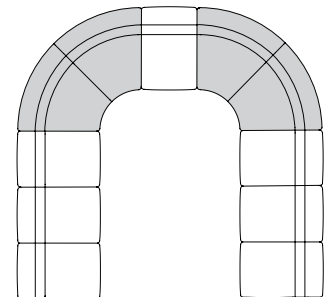
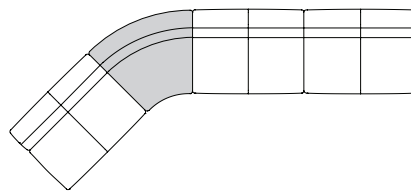
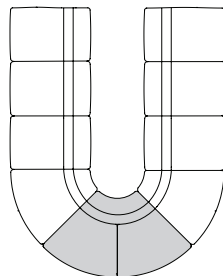
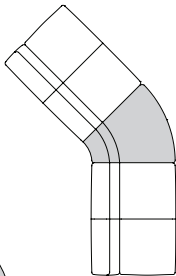
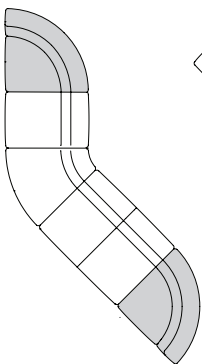
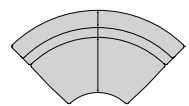
6041



6048



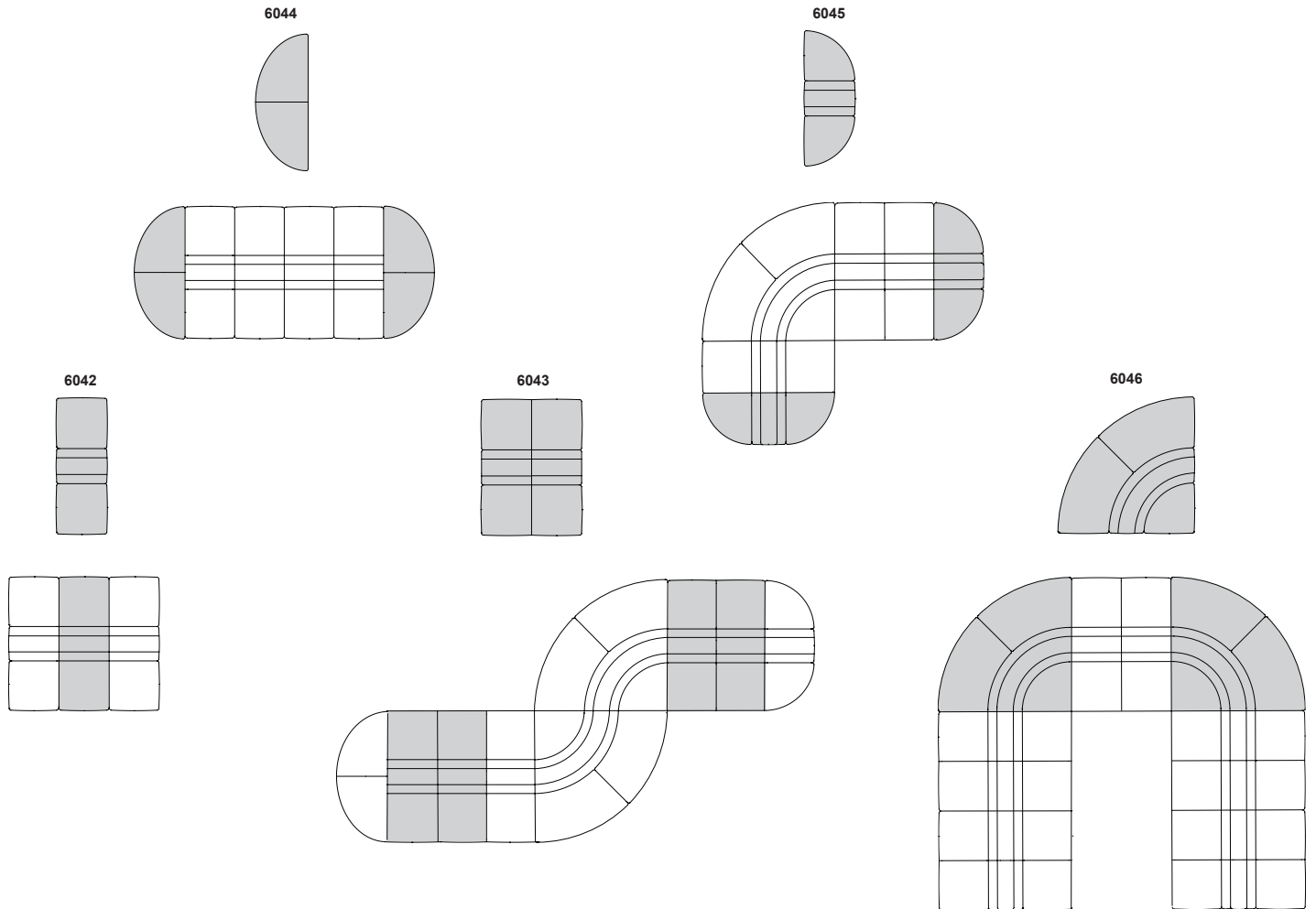
6049



Neighborhood Seating System Specification Guide

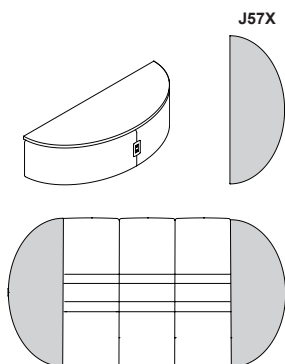
F. Double-Sided Modules

Double-sided connecting modules are used in conjunction with other double-sided modules to create seating configurations. Double-sided units may not be used with single sided units or privacy units.



G. Tables for Double-Sided Connecting Modules

Double-sided connecting module tables are used in conjunction with double-sided seating modules. A power/USB option is available on double-sided connecting tables.

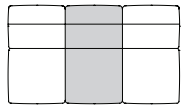


Neighborhood Seating System Specification Guide

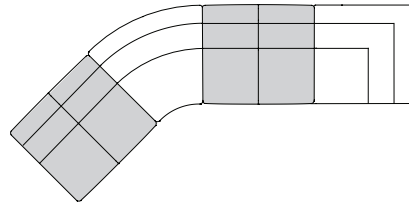
H. Privacy Modules

Privacy connecting modules are used in conjunction with other privacy modules to create seating configurations. Privacy units may not be used with single or double sided units.

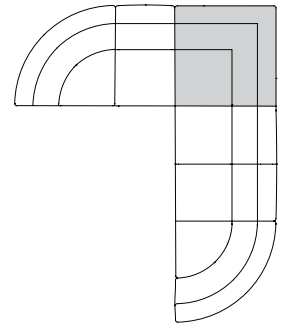
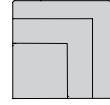
6031T



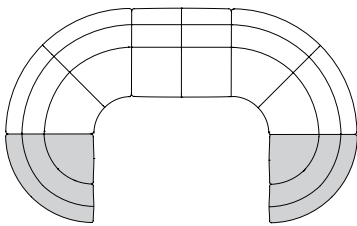
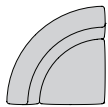
6035T



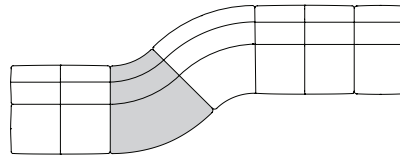
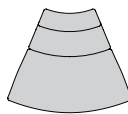
6038T



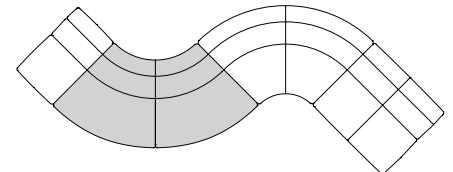
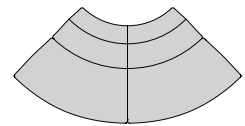
6039T



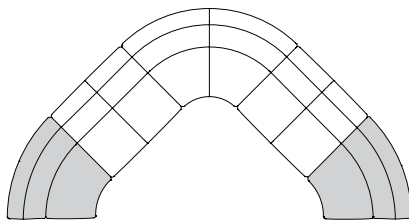
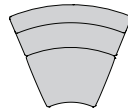
6040T



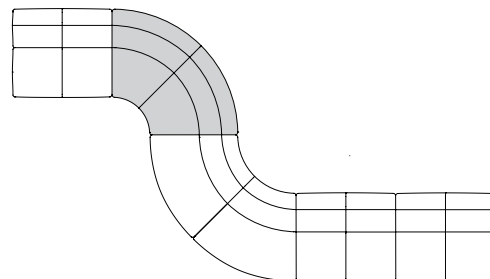
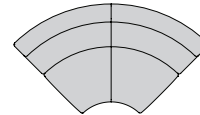
6041T



6048T



6049T



Neighborhood Seating System Specification Guide

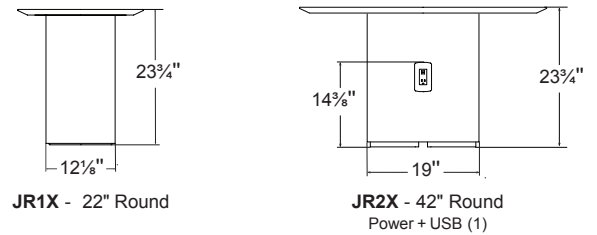
Tables for Freestanding and Connecting Modules

Neighborhood tables were designed for use as freestanding units or with single or double-sided connecting modules to create continuous configurations. Connecting tables are not available for use with privacy modules.

The Neighborhood table worksurface is available in oak veneer, laminate or corian. Connecting tables have a flat edge profile; freestanding table edges are beveled.

The base is fully upholstered with saddle stitching or a jump master stitch. Thread color must be specified for the jump master stitch. Reference Neighborhood/Stitching on BernhardtDesign.com for thread color options. When ordering multi-item configurations, please provide the total **COM** yardage from the same dye lot in a continuous roll(s).

Power + USB modules are optional and upcharges apply. Reference information on the following page for power options specifics.



Surface Selection

Laminate

Order Code - F
Designer White
Wilsonart® D-354-60

Corian®

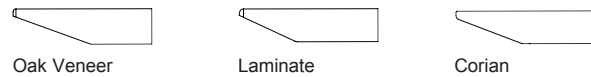
Order Code - 8
Glacier White

OAK Oak

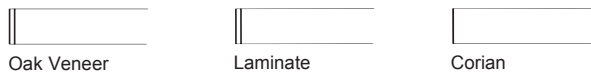
Standard Finish
871 860 870
837 836 861
865 805 866
872 839 845
Select Finish
M73 M71 M75
M74 M76 M77

Edge Profiles

Freestanding Tables



End Tables



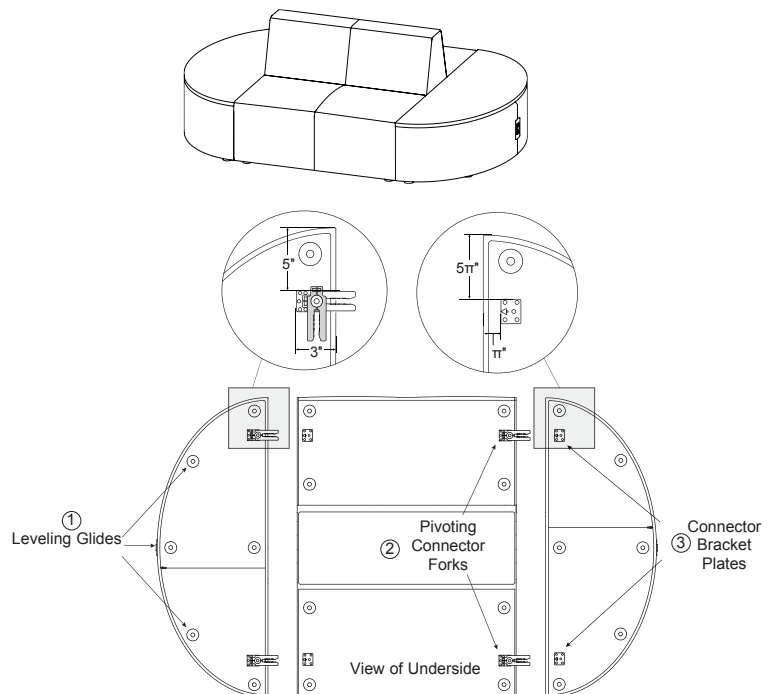
Connecting Modules

Neighborhood modules connect by inserting the ganging fork into the bracket plate located on the underside of the furniture. To connect modules, rotate the connecting forks perpendicular to the module and slide the modules together. The forks fit around the bracket plates when the modules are connected. Use the leveling glides as needed to align the overall height of the modules on uneven flooring surfaces.

To disconnect modules, lift the side of the module where the bracket plates are located, generally the left hand facing side. Pull to disconnect the brackets from the connecting forks and slide apart.

Modules used in configurations may also be used as freestanding units. The connector fork can be concealed by rotating the connecting fork underneath the furniture module.

Hardware is provided with the 180° curved module for left or right hand orientation.

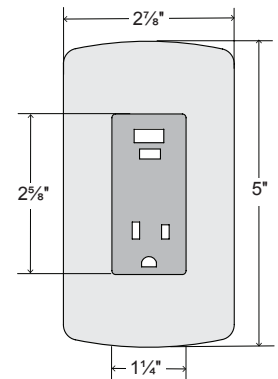


Neighborhood Seating System Specification Guide

Power Module

An optional power + USB module is available for all Neighborhood tables except the 22" round table. Single sided connecting tables and the 42" round freestanding tables are available with a single power module; double-sided connecting tables and the 42" and 48" square freestanding tables are available with two modules. Upcharges apply as indicated on the price list for each table.

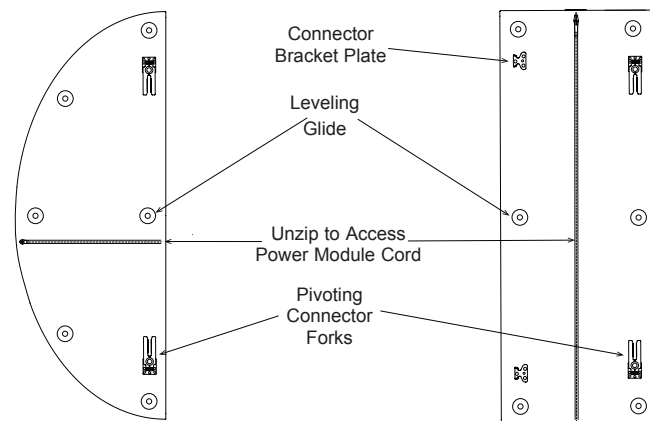
The power module has (1) 15 amp receptacle, (1) 2 amp USB-A port and (1) 2 amp USB-C port for charging tablets or other USB friendly devices. The power module is UL approved and includes a 10', 14/3 SJT black power cord with right angle plug. The power module has an aluminum powder coat finish and installs in the side of the base. An underside zipper allows access to power.



Connecting Module Tables Power Management



180° Curved End Module Table

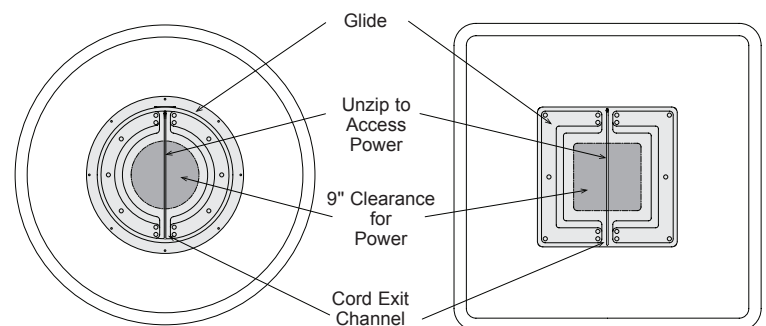


Underside View of Connecting Module Tables

Freestanding Tables Power Management



Mid Height Round Work Table



Underside View of Freestanding Tables

Neighborhood Seating System Sample Configurations

Single Sided Connecting Modules



1



2



3



4




5




6



7



8



9



10



11



12



13




14

Neighborhood Seating System Sample Configurations


Double-Sided Connecting Modules




15




16




17



18



19



20

Privacy Connecting Modules



21



22




23



24



25




26



27



28



29



30

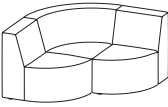
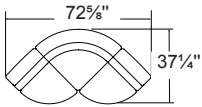
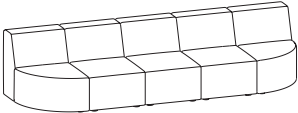
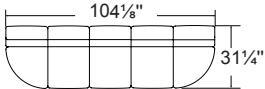
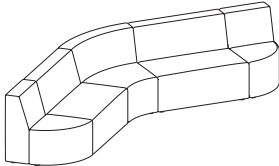
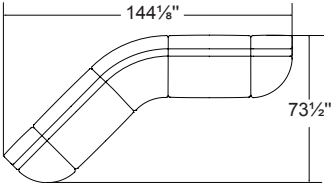
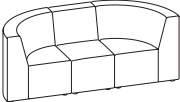
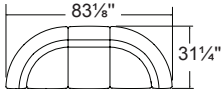
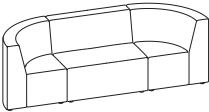
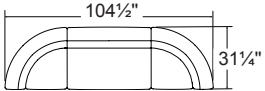
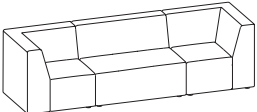
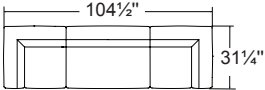
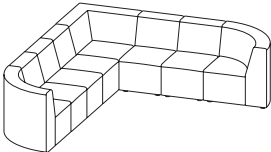
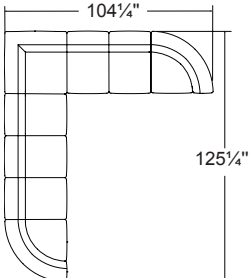


31

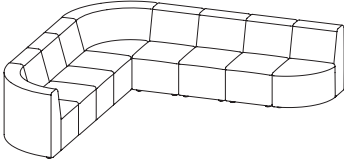
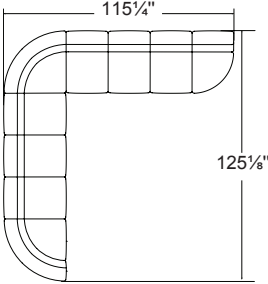
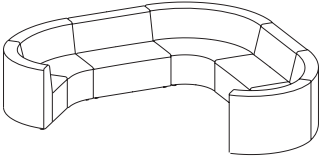
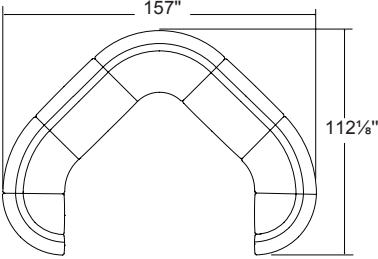
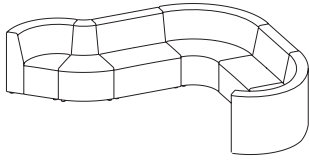
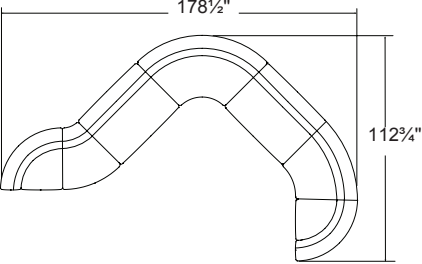

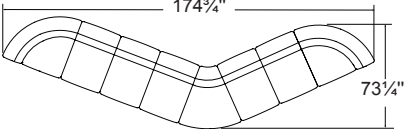

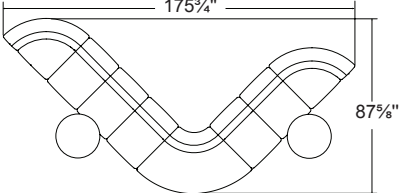


32

Neighborhood Seating System Sample Configurations

		Sku	Description
1	 	6033 6039 6034	Single Seat, Left End Facing 90° Curved Corner Connector Single Seat, Right End Facing
2	 	6033 6031 6034	Single Seat, Left End Facing Single Seat Straight Connector (3) Single Seat, Right End Facing
3	 	6033 6035 6048 6035 6034	Single Seat, Left End Facing Two-seat Straight Connector 45° Curved Connector Two-seat Straight Connector Single Seat, Right End Facing
4	 	6039 6031 6039	90° Curved Corner Connector Single Seat Straight Connector 90° Curved Corner Connector
5	 	6039 6035 6039	90° Curved Corner Connector Two-seat Straight Connector 90° Curved Corner Connector
6	 	6038 6035 6038	90° Corner Connector Two-seat Straight Connector 90° Corner Connector
7	 	6039 6031 6038 6031 6039	90° Curved Corner Connector Single Seat Straight Connector (3) 90° Corner Connector Single Seat Straight Connector (2) 90° Curved Corner Connector

Neighborhood Seating System Sample Configurations

8			<table border="0"> <tr> <td>6039</td> <td>90° Curved Corner Connector</td> </tr> <tr> <td>6031</td> <td>Single Seat Straight Connector (3)</td> </tr> <tr> <td>6039</td> <td>90° Curved Corner Connector</td> </tr> <tr> <td>6031</td> <td>Single Seat Straight Connector (3)</td> </tr> <tr> <td>6034</td> <td>Single Seat, Right End Facing</td> </tr> </table>	6039	90° Curved Corner Connector	6031	Single Seat Straight Connector (3)	6039	90° Curved Corner Connector	6031	Single Seat Straight Connector (3)	6034	Single Seat, Right End Facing				
6039	90° Curved Corner Connector																
6031	Single Seat Straight Connector (3)																
6039	90° Curved Corner Connector																
6031	Single Seat Straight Connector (3)																
6034	Single Seat, Right End Facing																
9			<table border="0"> <tr> <td>6039</td> <td>90° Curved Corner Connector</td> </tr> <tr> <td>6048</td> <td>45° Curved Connector</td> </tr> <tr> <td>6035</td> <td>Two-seat Straight Connector</td> </tr> <tr> <td>6049</td> <td>90° Curved Connector</td> </tr> <tr> <td>6035</td> <td>Two-seat Straight Connector</td> </tr> <tr> <td>6048</td> <td>45° Curved Connector</td> </tr> <tr> <td>6039</td> <td>90° Curved Corner Connector</td> </tr> </table>	6039	90° Curved Corner Connector	6048	45° Curved Connector	6035	Two-seat Straight Connector	6049	90° Curved Connector	6035	Two-seat Straight Connector	6048	45° Curved Connector	6039	90° Curved Corner Connector
6039	90° Curved Corner Connector																
6048	45° Curved Connector																
6035	Two-seat Straight Connector																
6049	90° Curved Connector																
6035	Two-seat Straight Connector																
6048	45° Curved Connector																
6039	90° Curved Corner Connector																
10			<table border="0"> <tr> <td>6039</td> <td>90° Curved Corner Connector</td> </tr> <tr> <td>6040</td> <td>45° Inverted Curved Connector</td> </tr> <tr> <td>6035</td> <td>Two-seat Straight Connector</td> </tr> <tr> <td>6049</td> <td>90° Curved Connector</td> </tr> <tr> <td>6035</td> <td>Two-seat Straight Connector</td> </tr> <tr> <td>6048</td> <td>45° Curved Connector</td> </tr> <tr> <td>6039</td> <td>90° Curved Corner Connector</td> </tr> </table>	6039	90° Curved Corner Connector	6040	45° Inverted Curved Connector	6035	Two-seat Straight Connector	6049	90° Curved Connector	6035	Two-seat Straight Connector	6048	45° Curved Connector	6039	90° Curved Corner Connector
6039	90° Curved Corner Connector																
6040	45° Inverted Curved Connector																
6035	Two-seat Straight Connector																
6049	90° Curved Connector																
6035	Two-seat Straight Connector																
6048	45° Curved Connector																
6039	90° Curved Corner Connector																
11			<table border="0"> <tr> <td>6039</td> <td>90° Curved Corner Connector</td> </tr> <tr> <td>6031</td> <td>Single Seat Straight Connector (3)</td> </tr> <tr> <td>6040</td> <td>45° Inverted Curved Connector</td> </tr> <tr> <td>6031</td> <td>Single Seat Straight Connector (2)</td> </tr> <tr> <td>6039</td> <td>90° Curved Corner Connector</td> </tr> </table>	6039	90° Curved Corner Connector	6031	Single Seat Straight Connector (3)	6040	45° Inverted Curved Connector	6031	Single Seat Straight Connector (2)	6039	90° Curved Corner Connector				
6039	90° Curved Corner Connector																
6031	Single Seat Straight Connector (3)																
6040	45° Inverted Curved Connector																
6031	Single Seat Straight Connector (2)																
6039	90° Curved Corner Connector																
12			<table border="0"> <tr> <td>6039</td> <td>90° Curved Corner Connector</td> </tr> <tr> <td>6031</td> <td>Single Seat Straight Connector (3)</td> </tr> <tr> <td>6041</td> <td>90° Inverted Curved Connector</td> </tr> <tr> <td>6031</td> <td>Single Seat Straight Connector (2)</td> </tr> <tr> <td>6039</td> <td>90° Curved Corner Connector</td> </tr> <tr> <td>JR1X</td> <td>22" Round Table (2)</td> </tr> </table>	6039	90° Curved Corner Connector	6031	Single Seat Straight Connector (3)	6041	90° Inverted Curved Connector	6031	Single Seat Straight Connector (2)	6039	90° Curved Corner Connector	JR1X	22" Round Table (2)		
6039	90° Curved Corner Connector																
6031	Single Seat Straight Connector (3)																
6041	90° Inverted Curved Connector																
6031	Single Seat Straight Connector (2)																
6039	90° Curved Corner Connector																
JR1X	22" Round Table (2)																

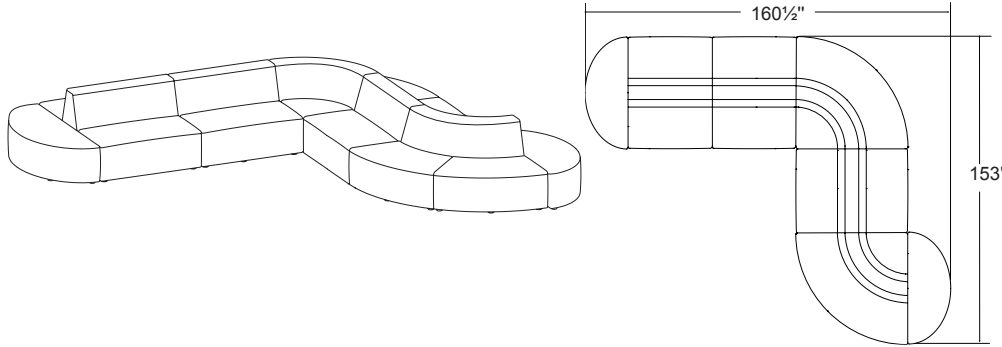
Neighborhood Seating System Sample Configurations

13			<table border="0"> <thead> <tr> <th data-bbox="1133 233 1177 254">Sku</th> <th data-bbox="1206 233 1317 254">Description</th> </tr> </thead> <tbody> <tr> <td>6039</td> <td>90° Curved Corner Connector</td> </tr> <tr> <td>6035</td> <td>Two-seat Straight Connector</td> </tr> <tr> <td>6039</td> <td>90° Curved Corner Connector</td> </tr> <tr> <td>6035</td> <td>Two-seat Straight Connector (2)</td> </tr> <tr> <td>6039</td> <td>90° Curved Corner Connector</td> </tr> <tr> <td>6035</td> <td>Two-seat Straight Connector</td> </tr> <tr> <td>6039</td> <td>90° Curved Corner Connector</td> </tr> <tr> <td>6021</td> <td>Round Ottoman (2)</td> </tr> <tr> <td>JR1X</td> <td>22" Round Table (2)</td> </tr> </tbody> </table>	Sku	Description	6039	90° Curved Corner Connector	6035	Two-seat Straight Connector	6039	90° Curved Corner Connector	6035	Two-seat Straight Connector (2)	6039	90° Curved Corner Connector	6035	Two-seat Straight Connector	6039	90° Curved Corner Connector	6021	Round Ottoman (2)	JR1X	22" Round Table (2)
Sku	Description																						
6039	90° Curved Corner Connector																						
6035	Two-seat Straight Connector																						
6039	90° Curved Corner Connector																						
6035	Two-seat Straight Connector (2)																						
6039	90° Curved Corner Connector																						
6035	Two-seat Straight Connector																						
6039	90° Curved Corner Connector																						
6021	Round Ottoman (2)																						
JR1X	22" Round Table (2)																						
14			<table border="0"> <tbody> <tr> <td>6039</td> <td>90° Curved Corner Connector</td> </tr> <tr> <td>6031</td> <td>Single Seat Straight Connector (3)</td> </tr> <tr> <td>6039</td> <td>90° Curved Corner Connector</td> </tr> <tr> <td>6031</td> <td>Single Seat Straight Connector (3)</td> </tr> <tr> <td>6039</td> <td>90° Curved Corner Connector</td> </tr> <tr> <td>6030M</td> <td>Mobile Single Seat Module (2)</td> </tr> <tr> <td>JS2X</td> <td>42" Round Table</td> </tr> </tbody> </table>	6039	90° Curved Corner Connector	6031	Single Seat Straight Connector (3)	6039	90° Curved Corner Connector	6031	Single Seat Straight Connector (3)	6039	90° Curved Corner Connector	6030M	Mobile Single Seat Module (2)	JS2X	42" Round Table						
6039	90° Curved Corner Connector																						
6031	Single Seat Straight Connector (3)																						
6039	90° Curved Corner Connector																						
6031	Single Seat Straight Connector (3)																						
6039	90° Curved Corner Connector																						
6030M	Mobile Single Seat Module (2)																						
JS2X	42" Round Table																						
15			<table border="0"> <tbody> <tr> <td>6044</td> <td>180° Curved Half Oval End Module</td> </tr> <tr> <td>6043</td> <td>Double-Sided Two-seat Straight Connector (2)</td> </tr> <tr> <td>6044</td> <td>180° Curved Half Oval End Module</td> </tr> </tbody> </table>	6044	180° Curved Half Oval End Module	6043	Double-Sided Two-seat Straight Connector (2)	6044	180° Curved Half Oval End Module														
6044	180° Curved Half Oval End Module																						
6043	Double-Sided Two-seat Straight Connector (2)																						
6044	180° Curved Half Oval End Module																						
16			<table border="0"> <tbody> <tr> <td>6044</td> <td>180° Curved Half Oval End Module</td> </tr> <tr> <td>6043</td> <td>Double-Sided Two-seat Straight Connector (2)</td> </tr> <tr> <td>6046</td> <td>Double-Sided 90° Curved Connector</td> </tr> <tr> <td>6043</td> <td>Double-Sided Two-seat Straight Connector (2)</td> </tr> <tr> <td>6044</td> <td>180° Curved Half Oval End Module</td> </tr> </tbody> </table>	6044	180° Curved Half Oval End Module	6043	Double-Sided Two-seat Straight Connector (2)	6046	Double-Sided 90° Curved Connector	6043	Double-Sided Two-seat Straight Connector (2)	6044	180° Curved Half Oval End Module										
6044	180° Curved Half Oval End Module																						
6043	Double-Sided Two-seat Straight Connector (2)																						
6046	Double-Sided 90° Curved Connector																						
6043	Double-Sided Two-seat Straight Connector (2)																						
6044	180° Curved Half Oval End Module																						

Neighborhood Seating System Sample Configurations

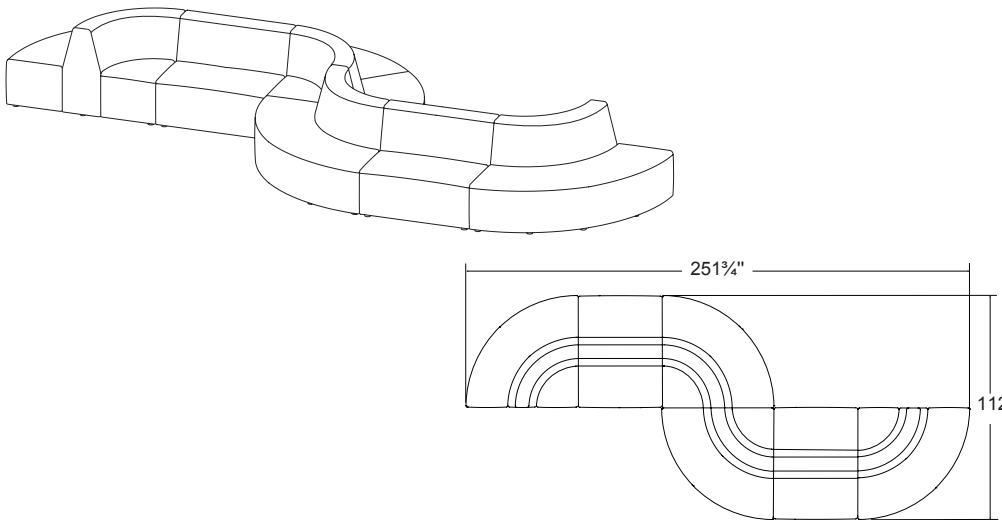
Sku Description

17



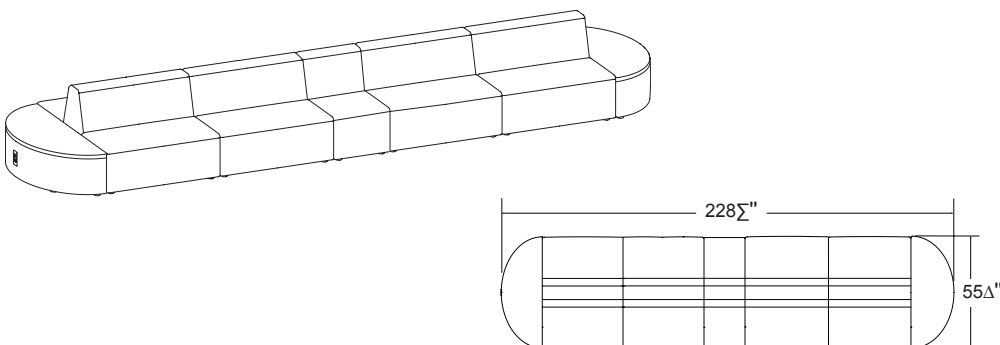
- 6044** 180° Curved Half Oval End Module
- 6043** Double-Sided Two-seat Straight Connector (2)
- 6046** Double-Sided 90° Curved Connector
- 6043** Double-Sided Two-seat Straight Connector
- 6046** Double-Sided 90° Curved Connector
- 6044** 180° Curved Half Oval End Module

18



- 6046** Double-Sided 90° Curved Connector
- 6043** Double-Sided Two-seat Straight Connector
- 6046** Double-Sided 90° Curved Connector (2)
- 6043** Double-Sided Two-seat Straight Connector
- 6046** Double-Sided 90° Curved Connector

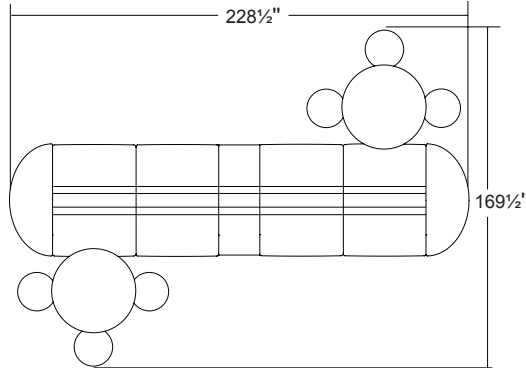
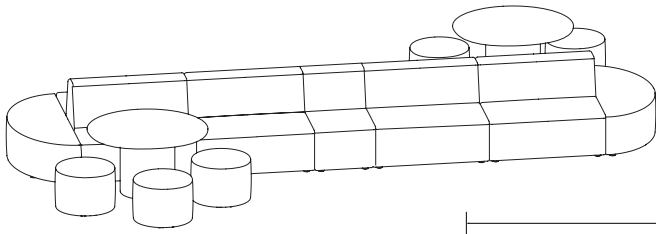
19



- J57X** 180° Curved End Module Table
- 6043** Double-Sided Two-seat Straight Connector (2)
- 6042** Double-Sided Single-seat Straight Connector
- 6043** Double-Sided Two-seat Straight Connector (2)
- 6044** 180° Curved Half Oval End Module

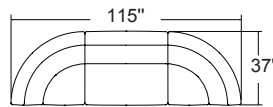

Neighborhood Seating System Sample Configurations

20



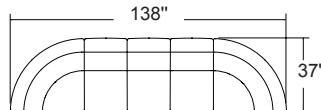
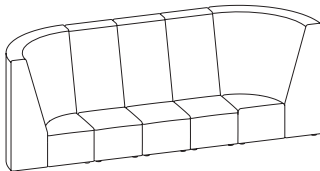
SKU	Description
6044	180° Curved Half Oval End Module
6043	Double-Sided Two-seat Straight Connector (2)
6042	Double-Sided Single-seat Straight Connector
6043	Double-Sided Two-seat Straight Connector (2)
6044	180° Curved Half Oval End Module
6021	Round Ottoman (6)
JR2X	42" Round Table (2)

21



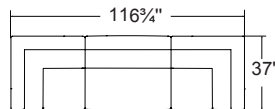
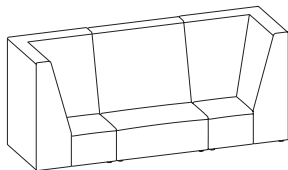
6039T	90° Curved Corner Privacy Connector
6035T	Two-seat Straight Privacy Connector
6039T	90° Curved Corner Privacy Connector

22



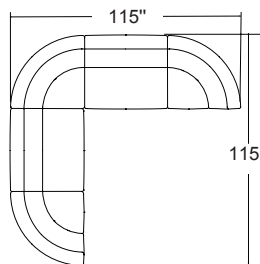

6039T	90° Curved Corner Privacy Connector
6031T	Single Seat Straight Privacy Connector (3)
6039T	90° Curved Corner Privacy Connector

23



6038T	90° Corner Privacy Connector
6035T	Two-seat Straight Privacy Connector
6038T	90° Corner Privacy Connector

24



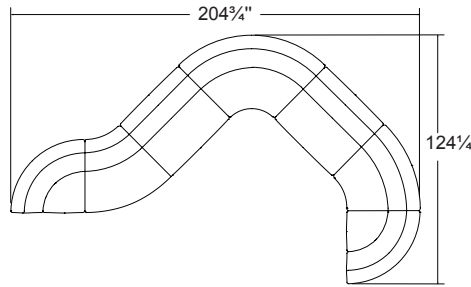

6039T	90° Curved Corner Privacy Connector
6035T	Two-seat Straight Privacy Connector
6039T	90° Curved Corner Privacy Connector
6035T	Two-seat Straight Privacy Connector
6039T	90° Curved Corner Privacy Connector

Neighborhood Seating System Sample Configurations

		Sku Description
25		<p>6038T 90° Corner Privacy Connector 6031T Single Seat Straight Privacy Connector (2) 6038T 90° Corner Privacy Connector 6031T Single Seat Straight Privacy Connector (3) 6038T 90° Corner Privacy Connector</p>
26		<p>6039T 90° Curved Corner Privacy Connector 6048T 45° Curved Privacy Connector 6035T Two-seat Straight Privacy Connector 6049T 90° Curved Privacy Connector 6035T Two-seat Straight Privacy Connector 6048T 45° Curved Privacy Connector 6039T 90° Curved Corner Privacy Connector</p>
27		<p>6039T 90° Curved Corner Privacy Connector 6035T Two-seat Straight Privacy Connector 6041T 90° Inverted Curved Privacy Connector 6035T Two-seat Straight Privacy Connector 6039T 90° Curved Corner Privacy Connector</p>
28		<p>6035T Two-seat Straight Privacy Connector 6039T 90° Curved Corner Privacy Connector 6041T 90° Inverted Curved Privacy Connector 6039T 90° Curved Corner Privacy Connector 6035T Two-seat Straight Privacy Connector</p>

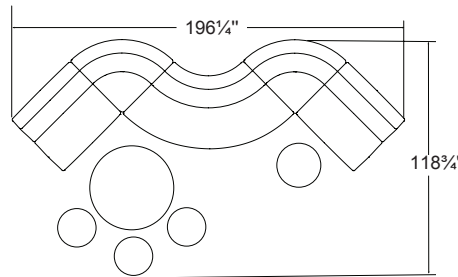
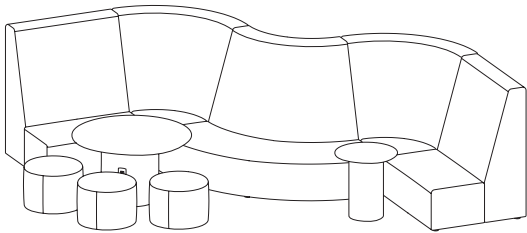
Neighborhood Seating System Sample Configurations

29



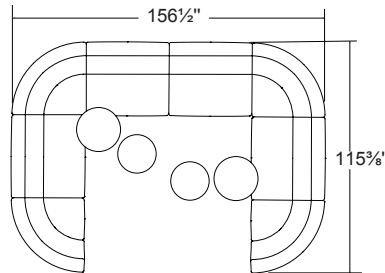
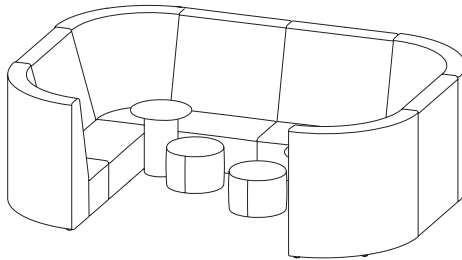
- | SKU | DESCRIPTION |
|-------|---------------------------------------|
| 6039T | 90° Curved Corner Privacy Connector |
| 6040T | 45° Inverted Curved Privacy Connector |
| 6035T | Two-seat Straight Privacy Connector |
| 6049T | 90° Curved Privacy Connector |
| 6035T | Two-seat Straight Privacy Connector |
| 6048T | 45° Curved Privacy Connector |
| 6039T | 90° Curved Corner Privacy Connector |

30



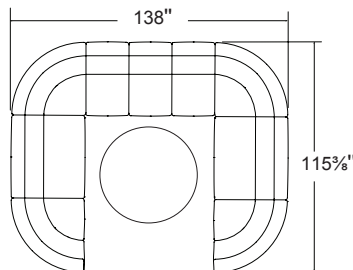

- | | |
|-------|---------------------------------------|
| 6035T | Two-seat Straight Privacy Connector |
| 6039T | 90° Curved Corner Privacy Connector |
| 6041T | 90° Inverted Curved Privacy Connector |
| 6039T | 90° Curved Corner Privacy Connector |
| 6035T | Two-seat Straight Privacy Connector |
| 6021 | Round Ottomans (3) |
| JR2X | 42" Round Table |
| JR1X | 22" Round Table |

31



- | | |
|-------|---|
| 6039T | 90° Curved Corner Privacy Connector |
| 6035T | Two-seat Straight Privacy Connector |
| 6039T | 90° Curved Corner Privacy Connector |
| 6035T | Two-seat Straight Privacy Connector (2) |
| 6039T | 90° Curved Corner Privacy Connector |
| 6035T | Two-seat Straight Privacy Connector |
| 6039T | 90° Curved Corner Privacy Connector |
| 6021 | Round Ottoman (2) |
| JR1X | 22" Round Table (2) |

32



- | | |
|-------|--|
| 6039T | 90° Curved Corner Privacy Connector |
| 6035T | Two-seat Straight Privacy Connector |
| 6039T | 90° Curved Corner Privacy Connector |
| 6031T | Single Seat Straight Privacy Connector (3) |
| 6039T | 90° Curved Corner Privacy Connector |
| 6035T | Two-seat Straight Privacy Connector |
| 6039T | 90° Curved Corner Privacy Connector |
| JR2X | 42" Round Table |

Freestanding

neighborhood 6021M



Round mobile ottoman
Fully upholstered
Saddle stitched

Eight casters

SCS Indoor Advantage™ Gold and LEVEL® 2 certified. See terms and conditions for additional environmental information.

Seat Height	Arm Height	W	D	H	Fabric	Leather	Weight	Cubes/Qty
16½"	-	21"	20"	16½"	1.75 yds.	24.0'	30 lbs.	10.0'/1
419 mm	-	533 mm	533 mm	419 mm	1.6 m	2.2 sqm	13.6 kg	.28 cu.

COM	COL	1	2	3	4	5	6	7	8	9	10	11
1019	1054	1183	1210	1226	1257	1284	1296	1315	1342	1366	1393	1548

neighborhood 6021MJ



Round mobile ottoman
Fully upholstered
Jump master stitched

Eight casters

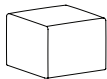
SCS Indoor Advantage™ Gold and LEVEL® 2 certified. See terms and conditions for additional environmental information.

Jump Master Stitch Specification: Thread color must be specified. Reference Neighborhood/Stitching on BernhardtDesign.com for thread color options.

Seat Height	Arm Height	W	D	H	Fabric	Leather	Weight	Cubes/Qty
16½"	-	21"	21"	16½"	1.75 yds.	24.0'	30 lbs.	10.0'/1
419 mm	-	533 mm	533 mm	419 mm	1.6 m	2.2 sqm	13.6 kg	.28 cu.

COM	COL	1	2	3	4	5	6	7	8	9	10	11
1096	1131	1260	1287	1303	1334	1361	1373	1392	1419	1443	1470	1625

neighborhood 6024M



Mobile square Ottoman.
Fully upholstered
Saddle stitched

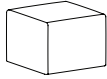
Four casters

SCS Indoor Advantage™ Gold and LEVEL® 2 certified. See terms and conditions for additional environmental information.

Seat Height	Arm Height	W	D	H	Fabric	Leather	Weight	Cubes/Qty
16½"	-	21"	20"	16½"	2.25 yds.	30.0'	37 lbs.	10.0'/1
419 mm	-	533 mm	533 mm	419 mm	2.1 m	2.8 sqm	16.8 kg	.28 cu.

COM	COL	1	2	3	4	5	6	7	8	9	10	11
941	986	1151	1186	1206	1246	1281	1296	1321	1356	1386	1421	1621

neighborhood 6024MJ



Mobile square ottoman
Fully upholstered
Jump master stitched

Four casters

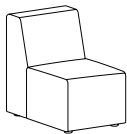
SCS Indoor Advantage™ Gold and LEVEL® 2 certified. See terms and conditions for additional environmental information.

Jump Master Stitch Specification: Thread color must be specified. Reference Neighborhood/Stitching on BernhardtDesign.com for thread color options.

Seat Height	Arm Height	W	D	H	Fabric	Leather	Weight	Cubes/Qty
16½"	-	21"	21"	16½"	2.25 yds.	30.0'	37 lbs.	10.0'/1
419 mm		533 mm	533 mm	419 mm	2.1 m	2.8 sqm	16.8 kg	.28 cu.

COM	COL	1	2	3	4	5	6	7	8	9	10	11
1019	1064	1229	1264	1284	1324	1359	1374	1399	1434	1464	1499	1699

neighborhood 6030M



Mobile single-seat
Brushed aluminum handle
Fully upholstered
Saddle Stitched

Four casters

When using a combination of fabrics or leathers, specify the application by designating the appropriate letter, shown below, on the purchase order. Yardage shown must be used.

See terms and conditions for contrasting upholstery upcharges.

- A) One fabric or leather for seat
yardage: 2.75 yds. leather: 45.0 sq. ft.
- B) One fabric or leather for back and back side panels
yardage: 2.75 yds Leather: 45.0 sq. ft.

SCS Indoor Advantage™ Gold and LEVEL® 2 certified. See terms and conditions for iadditional environmental information.

Seat Height	Arm Height	W	D	H	Fabric	Leather	Weight	Cubes/Qty
16½"	-	21"	20"	28¾"	3.75 yds.	61.0'	66 lbs.	20.0'/1
419 mm	-	533 mm	797 mm	733 mm	3.4 m	5.7 sqm	29.9 kg	.57 cu.

COM	COL	1	2	3	4	5	6	7	8	9	10	11
1721	1796	2071	2130	2163	2230	2288	2313	2355	2413	2463	2521	2855

Freestanding

neighborhood 6030MJ



Mobile single-seat
Brushed aluminum handle
Fully upholstered
Jump master stitched

Four casters

When using a combination of fabrics or leathers, specify the application by designating the appropriate letter, shown below, on the purchase order. Yardage shown must be used.

See terms and conditions for contrasting upholstery upcharges.

- A) One fabric or leather for seat
 yardage: 2.75 yds. leather: 45.0 sq. ft.
- B) One fabric or leather for back and back side panels
 yardage: 2.75 yds. leather: 45.0 sq.ft.

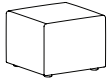
SCS Indoor Advantage™ Gold and LEVEL® 2 certified. See terms and conditions for additional environmental information.

Jump Master Stitch Specification: Thread color must be specified. Reference Neighborhood/Stitching on BernhardtDesign.com for thread color options.

Seat Height	Arm Height	W	D	H	Fabric	Leather	Weight	Cubes/Qty
16½"	-	21"	31¾"	28¾"	3.75 yds.	61.0'	66 lbs.	20.0/1
419 mm		533 mm	797 mm	733 mm	3.4 m	5.7 sqm	29.9 kg	.57 cu.

COM	COL	1	2	3	4	5	6	7	8	9	10	11
1838	1913	2188	2247	2280	2347	2405	2430	2472	2530	2580	2638	2972

neighborhood 6024



Single-seat ottoman
Fully upholstered
Saddle stitched

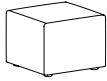
Non-marring adjustable glides

SCS Indoor Advantage™ Gold and LEVEL® 2 certified. See terms and conditions for additional environmental information.

Seat Height	Arm Height	W	D	H	Fabric	Leather	Weight	Cubes/Qty
16½"	-	21"	20"	16½"	2.25 yds.	30.0'	37 lbs.	10.0/1
419 mm	-	533 mm	533 mm	419 mm	2.1 m	2.8 sqm	16.8 kg	.28 cu.

COM	COL	1	2	3	4	5	6	7	8	9	10	11
862	907	1072	1107	1127	1167	1202	1217	1242	1277	1307	1342	1542

neighborhood 6024J



**Single-seat ottoman
Fully upholstered
Jump master stitched**

Non-marring adjustable glides

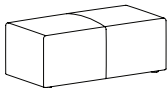
SCS Indoor Advantage™ Gold and LEVEL® 2 certified. See terms and conditions for additional environmental information.

Jump Master Stitch Specification: Thread color must be specified. Reference Neighborhood/Stitching on BernhardtDesign.com for thread color options.

Seat Height	Arm Height	W	D	H	Fabric	Leather	Weight	Cubes/Qty
16½"	-	21"	21"	16½"	2.25 yds.	30.0'	37 lbs.	10.0'/1
419 mm		533 mm	533 mm	419 mm	2.1 m	2.8 sqm	16.8 kg	.28 cu.

COM	COL	1	2	3	4	5	6	7	8	9	10	11
941	986	1151	1186	1206	1246	1281	1296	1321	1356	1386	1421	1621

neighborhood 6025



**Two-seat bench
Fully upholstered
Saddle stitched**

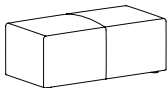
Non-marring adjustable glides

SCS Indoor Advantage™ Gold and LEVEL® 2 certified. See terms and conditions for additional environmental information.

Seat Height	Arm Height	W	D	H	Fabric	Leather	Weight	Cubes/Qty
16½"	-	41½"	21"	16½"	4.0 yds.	65.0'	51 lbs.	20.0'/1
419 mm	-	1054 mm	533 mm	419 mm	3.7 m	6.0 sqm	23.1 kg	.57 cu.

COM	COL	1	2	3	4	5	6	7	8	9	10	11
1332	1412	1706	1768	1804	1875	1937	1964	2008	2070	2124	2186	2541

neighborhood 6025J



**Two-seat Bench
Fully upholstered
Jump master stitched**

Non-marring adjustable glides

SCS Indoor Advantage™ Gold and LEVEL® 2 certified. See terms and conditions for additional environmental information.

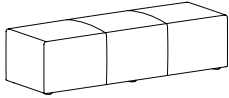
Jump Master Stitch Specification: Thread color must be specified. Reference Neighborhood/Stitching on BernhardtDesign.com for thread color options.

Seat Height	Arm Height	W	D	H	Fabric	Leather	Weight	Cubes/Qty
16½"	-	41½"	21"	16½"	4.0 yds.	65.0'	51 lbs.	20.0'/1
419 mm		1054 mm	533 mm	419 mm	3.7 m	6.0 sqm	23.1 kg	.57 cu.

COM	COL	1	2	3	4	5	6	7	8	9	10	11
1411	1491	1785	1847	1883	1954	2016	2043	2087	2149	2203	2265	2620

Freestanding

neighborhood 6027



**Three-seat bench
Fully upholstered
Saddle stitched**

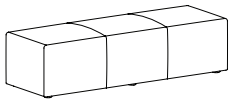
Non-marring adjustable glides

SCS Indoor Advantage™ Gold and LEVEL® 2 certified. See terms and conditions for additional environmental information.

Seat Height	Arm Height	W	D	H	Fabric	Leather	Weight	Cubes/Qty
16½"	-	62"	21"	16½"	6.0 yds.	100.0'	66 lbs.	25.0'/1
419 mm	-	1575 mm	533 mm	419 mm	5.5 m	9.3 sqm	29.9 kg	.71 cu.

COM	COL	1	2	3	4	5	6	7	8	9	10	11
1879	1999	2439	2533	2586	2693	2786	2826	2893	2986	3066	3159	3693

neighborhood 6027J



**Three-seat bench
Fully upholstered
Jump master stitched**

Non-marring adjustable glides

SCS Indoor Advantage™ Gold and LEVEL® 2 certified. See terms and conditions for additional environmental information.

Jump Master Stitch Specification: Thread color must be specified. Reference Neighborhood/Stitching on BernhardtDesign.com for thread color options.

Seat Height	Arm Height	W	D	H	Fabric	Leather	Weight	Cubes/Qty
16½"	-	62"	21"	16½"	6.0 yds.	100.0'	66 lbs.	25.0'/1
419 mm	-	1575 mm	533 mm	419 mm	5.5 m	9.3 sqm	29.9 kg	.71 cu.

COM	COL	1	2	3	4	5	6	7	8	9	10	11
1996	2116	2556	2650	2703	2810	2903	2943	3010	3103	3183	3276	3810

neighborhood 6021



**Round ottoman
Fully upholstered
Saddle stitched**

Non-marring adjustable glides

SCS Indoor Advantage™ Gold and LEVEL® 2 certified. See terms and conditions for additional environmental information.

Seat Height	Arm Height	W	D	H	Fabric	Leather	Weight	Cubes/Qty
16½"	-	21"	21"	16½"	1.75 yds.	24.0'	30 lbs.	10.0'/1
419 mm	-	533 mm	533 mm	419 mm	1.6 m	2.2 sqm	13.6 kg	.28 cu.

COM	COL	1	2	3	4	5	6	7	8	9	10	11
941	976	1105	1132	1148	1179	1206	1218	1237	1264	1288	1315	1470

neighborhood 6021J



Round ottoman
Fully upholstered
Jump master stitched

Non-marring adjustable glides

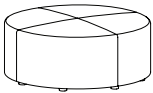
SCS Indoor Advantage™ Gold and LEVEL® 2 certified. See terms and conditions for additional environmental information.

Jump Master Stitch Specification: Thread color must be specified. Reference Neighborhood/Stitching on BernhardtDesign.com for thread color options.

Seat Height	Arm Height	W	D	H	Fabric	Leather	Weight	Cubes/Qty
16½"	-	21"	21"	16½"	1.75 yds.	24.0'	30 lbs.	10.0'/1
419 mm	-	533 mm	533 mm	419 mm	1.6 m	2.2 sqm	13.6 kg	.28 cu.

COM	COL	1	2	3	4	5	6	7	8	9	10	11
1019	1054	1183	1210	1226	1257	1284	1296	1315	1342	1366	1393	1548

neighborhood 6022



Large round Ottoman
Fully upholstered
Saddle stitched

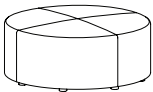
Non-marring adjustable glides

SCS Indoor Advantage™ Gold and LEVEL® 2 certified. See terms and conditions for additional environmental information.

Seat Height	Arm Height	W	D	H	Fabric	Leather	Weight	Cubes/Qty
16½"	-	41"	41"	16½"	4.0 yds.	70.0'	79 lbs.	40.0'/1
419 mm	-	1041 mm	1041 mm	419 mm	3.7 m	6.5 sqm	35.9 kg	1.13 cu.

COM	COL	1	2	3	4	5	6	7	8	9	10	11
1879	1959	2253	2315	2351	2422	2484	2511	2555	2617	2671	2733	3088

neighborhood 6022J



Large round Ottoman
Fully upholstered
Jump master stitched

Non-marring adjustable glides

SCS Indoor Advantage™ Gold and LEVEL® 2 certified. See terms and conditions for additional environmental information.

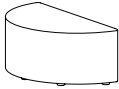
Jump Master Stitch Specification: Thread color must be specified. Reference Neighborhood/Stitching on BernhardtDesign.com for thread color options.

Seat Height	Arm Height	W	D	H	Fabric	Leather	Weight	Cubes/Qty
16½"	-	41"	41"	16½"	4.0 yds.	70.0'	79 lbs.	40.0'/1
419 mm	-	1041 mm	1041 mm	419 mm	3.7 m	6.5 sqm	35.9 kg	1.13 cu.

COM	COL	1	2	3	4	5	6	7	8	9	10	11
1996	2076	2370	2432	2468	2539	2601	2628	2672	2734	2788	2850	3205

Freestanding

neighborhood 6020



Half round ottoman
Fully upholstered
Saddle stitched

Non-marring adjustable glides

SCS Indoor Advantage™ Gold and LEVEL® 2 certified. See terms and conditions for additional environmental information.

Seat Height	Arm Height	W	D	H	Fabric	Leather	Weight	Cubes/Qty
16½"	-	41"	20½"	16½"	2.6 yds.	45.0'	41 lbs.	25.0'/1
419 mm	-	1041 mm	521 mm	419 mm	2.4 m	4.2 sqm	18.6 kg	.71 cu.

COM	COL	1	2	3	4	5	6	7	8	9	10	11
1175	1227	1418	1459	1482	1528	1568	1586	1615	1655	1690	1730	1961

neighborhood 6020J



Half round ottoman
Fully upholstered
Jump master stitched

Non-marring adjustable glides

SCS Indoor Advantage™ Gold and LEVEL® 2 certified. See terms and conditions for additional environmental information.

Jump Master Stitch Specification: Thread color must be specified. Reference Neighborhood/Stitching on BernhardtDesign.com for thread color options.

Seat Height	Arm Height	W	D	H	Fabric	Leather	Weight	Cubes/Qty
16½"	-	41"	20½"	16½"	2.6 yds.	45.0'	41 lbs.	25.0'/1
419 mm	-	1041 mm	521 mm	419 mm	2.4 m	4.2 sqm	18.6 kg	.71 cu.

COM	COL	1	2	3	4	5	6	7	8	9	10	11
1254	1306	1497	1538	1561	1607	1647	1665	1694	1734	1769	1809	2040

neighborhood 6019



Oval ottoman
Fully upholstered
Saddle stitched

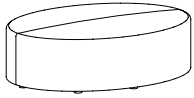
Non-marring adjustable glides

SCS Indoor Advantage™ Gold and LEVEL® 2 certified. See terms and conditions for additional environmental information.

Seat Height	Arm Height	W	D	H	Fabric	Leather	Weight	Cubes/Qty
16½"	-	55½"	42"	16½"	3.5 yds.	60.0'	95 lbs.	45.0'/1
419 mm	-	410 mm	1067 mm	419 mm	3.2 m	5.6 sqm	43.1 kg	1.27 cu.

COM	COL	1	2	3	4	5	6	7	8	9	10	11
2190	2260	2517	2572	2603	2665	2719	2743	2782	2836	2883	2937	3248

neighborhood 6019J



Oval ottoman
Fully upholstered
Jump master stitched

Non-marring adjustable glides

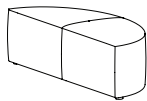
SCS Indoor Advantage™ Gold and LEVEL® 2 certified. See terms and conditions for additional environmental information.

Jump Master Stitch Specification: Thread color must be specified. Reference Neighborhood/Stitching on BernhardtDesign.com for thread color options.

Seat Height	Arm Height	W	D	H	Fabric	Leather	Weight	Cubes/Qty
16½"	-	55½"	42"	16½"	3.5 yds.	60.0'	95 lbs.	45.0'/1
419 mm		410 mm	1067 mm	419 mm	3.2 m	5.6 sqm	43.1 kg	1.27 cu.

COM	COL	1	2	3	4	5	6	7	8	9	10	11
2307	2377	2634	2689	2720	2782	2836	2860	2899	2953	3000	3054	3365

neighborhood 6044



Half oval ottoman
Fully upholstered
Saddle stitched

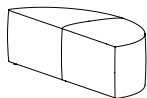
Non-marring adjustable glides
Pivoting connectors

SCS Indoor Advantage™ Gold and LEVEL® 2 certified. See terms and conditions for additional environmental information.

Seat Height	Arm Height	W	D	H	Fabric	Leather	Weight	Cubes/Qty
16½"	-	56"	21½"	16 1/2"	3.5 yds.	60.0'	61 lbs.	20.0'/1
419 mm	-	1422 mm	546 mm	419 mm	3.2 m	5.6 sqm	27.7 kg	.57 cu.

COM	COL	1	2	3	4	5	6	7	8	9	10	11
1488	1558	1815	1870	1901	1963	2017	2041	2080	2134	2181	2235	2546

neighborhood 6044J



Half oval ottoman
Fully upholstered
Jump master stitched

Non-marring adjustable glides
Pivoting connectors

SCS Indoor Advantage™ Gold and LEVEL® 2 certified. See terms and conditions for additional environmental information.

Jump Mater Stitch Specification: Thread color must be specified. Reference Neighborhood/Stitching on BernhardtDesign.com for thread color options.

Seat Height	Arm Height	W	D	H	Fabric	Leather	Weight	Cubes/Qty
16½"	-	56"	21 1/2"	16½"	3.5 yds.	60.0'	61 lbs.	20.0'/1
419 mm	-	1422 mm	546 mm	419 mm	3.2 m	5.6 sqm	27.7 kg	.57 cu.

COM	COL	1	2	3	4	5	6	7	8	9	10	11
1565	1635	1892	1947	1978	2040	2094	2118	2157	2211	2258	2312	2623

Freestanding mid height work tables

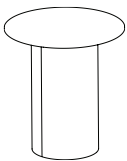


22" round worksurface with 12½" round upholstered base.
 Worksurface available in oak veneer, laminate and corian.
 When specifying light finishes the natural characteristics of the wood will be visible and color will vary.
 Upholstered base with saddle stitch or jump master stitch. Jump master stitch specification: Thread color must be specified.
 Reference Neighborhood/Stitching on BernhardtDesign.com for color options.

Contact sales representative for approved Bernhardt Textiles for Neighborhood tables.

Worksurface Height	L	D	H	Fabric	Leather	Weight	Cubes/Qty
23¾"	22"	22"	23¾"	1.25 yds.	25.0'	95 lbs.	94.5/1
603 mm	559 mm	559 mm	603 mm	1.1 m	2.3 sqm	43.1 kg	2.7 cu.

neighborhood



R1X Oak Worksurface. Saddle Stitch Upholstered Base

COM	COL	1	2	3	4	5	6	7	8	9	10	11
1721	1746	1838	1858	1869	1891	1910	1919	1933	1952	1969	1988	2099

Specify veneer code C for oak worksurface. Specify finish code.

R1X Laminate Worksurface. Saddle Stitch Upholstered Base

COM	COL	1	2	3	4	5	6	7	8	9	10	11
1879	1904	1996	2016	2027	2049	2068	2077	2091	2110	2127	2146	2257

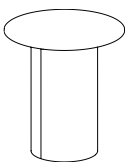
Specify veneer code F for laminate designer white worksurface.

R1X Corian Worksurface. Saddle Stitch Upholstered Base

COM	COL	1	2	3	4	5	6	7	8	9	10	11
2190	2215	2307	2327	2338	2360	2379	2388	2402	2421	2438	2457	2568ss

Specify veneer code 8 for corian glacier white worksurface.

neighborhood



R1J Oak Worksurface. Jump Master Stitch Upholstered Base

COM	COL	1	2	3	4	5	6	7	8	9	10	11
1800	1825	1917	1937	1948	1970	1989	1998	2012	2031	2048	2067	2178

Specify veneer code C for oak worksurface. Specify finish code.

R1J Laminate Worksurface. Jump Master Stitch Upholstered Base

COM	COL	1	2	3	4	5	6	7	8	9	10	11
1957	1982	2074	2094	2105	2127	2146	2155	2169	2188	2205	2224	2335

Specify veneer code F for laminate designer white worksurface.

R1J Corian Worksurface. Jump Master Stitch Upholstered Base

COM	COL	1	2	3	4	5	6	7	8	9	10	11
2268	2293	2385	2405	2416	2438	2457	2466	2480	2499	2516	2535	2646

Specify veneer code 8 for corian glacier white worksurface.

series	sku	veneer	power finish	power	finish
J		C oak F laminate - designer white 8 corian - glacier white	X none	X none	

Freestanding mid height work tables

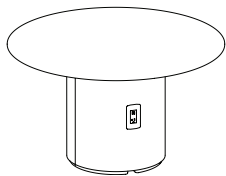


42" round worksurface with 19½" round upholstered base.
 Worksurface available in oak veneer, laminate and corian.
 When specifying light finishes the natural characteristics of the wood will be visible and color will vary.
 Upholstered base with saddle stitch or jump master stitch. Jump master stitch specification: Thread color must be specified.
 Reference Neighborhood/Stitching on BernhardtDesign.com for color options.

Contact sales representative for approved Bernhardt Textiles for Neighborhood tables.
 When power is specified, (1) 15 amp receptacle, (1) 2 amp USB-A port, 10 watt and (1) 2 amp USB-C port, 20 watt are provided.
 An upcharge of \$350 applies.

Worksurface Height	L	D	H	Fabric	Leather	Weight	Cubes/Qty
23¾"	42"	42"	23¾"	2.0 yds.	35.0'	235 lbs.	50.0/1
603 mm	1067 mm	1067 mm	603 mm	1.8 m	3.3sqm	106.8 kg	1.4 cu.

neighborhood



R2X Oak Worksurface. Saddle Stitch Upholstered Base

COM	COL	1	2	3	4	5	6	7	8	9	10	11
3715	3755	3902	3933	3951	3987	4018	4031	4053	4084	4111	4142	4320

Specify veneer code C for oak worksurface. Specify finish code. Add \$350 when specifying power.

R2X Laminate Worksurface. Saddle Stitch Upholstered Base

COM	COL	1	2	3	4	5	6	7	8	9	10	11
4024	4064	4211	4242	4260	4296	4327	4340	4362	4393	4420	4451	4629

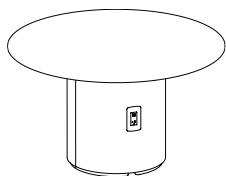
Specify veneer code F for laminate designer white worksurface. Add \$350 when specifying power.

R2X Corian Worksurface. Saddle Stitch Upholstered Base

COM	COL	1	2	3	4	5	6	7	8	9	10	11
5742	5782	5929	5960	5978	6014	6045	6058	6080	6111	6138	6169	6347

Specify veneer code 8 for corian glacier white worksurface. Add \$350 when specifying power.

neighborhood



R2J Oak Worksurface. Jump Master Stitch Upholstered Base

COM	COL	1	2	3	4	5	6	7	8	9	10	11
3791	3831	3978	4009	4027	4063	4094	4107	4129	4160	4187	4218	4396

Specify veneer code C for oak worksurface. Specify finish code. Add \$350 when specifying power.

R2J Laminate Worksurface. Jump Master Stitch Upholstered Base

COM	COL	1	2	3	4	5	6	7	8	9	10	11
4103	4143	4290	4321	4339	4375	4406	4419	4441	4472	4499	4530	4708

Specify veneer code F for laminate designer white worksurface. Add \$350 when specifying power.

R2J Corian Worksurface. Jump Master Stitch Upholstered Base

COM	COL	1	2	3	4	5	6	7	8	9	10	11
5819	5859	6006	6037	6055	6091	6122	6135	6157	6188	6215	6246	6424

Specify veneer code 8 for corian glacier white worksurface. Add \$350 when specifying power.

series	sku	veneer	power finish	power	finish
J		C oak F laminate - designer white 8 corian - glacier white	4 aluminum powder coat X none	X none Q power + usb (1) upcharge \$350	

Single Sided Connecting Modules

neighborhood 6033



**Left end facing module
Fully upholstered
Saddle stitched**

Non-marring adjustable glides
Pivoting connectors

When using a combination of fabrics or leathers, specify the application by designating the appropriate letter, shown below, on the purchase order. Yardage shown must be used.

See terms and conditions for contrasting upholstery upcharges.

- A) One fabric or leather for seat
yardage: 2.25 yds. leather: 37.0 sq. ft.
- B) One fabric or leather for back and back side panels
yardage: 3.0 yds. leather: 50.0 sq. ft.

SCS Indoor Advantage™ Gold and LEVEL® 2 certified. See terms and conditions for additional environmental information.

Seat Height	Arm Height	W	D	H	Fabric	Leather	Weight	Cubes/Qty
16½"	-	21"	31¼"	28¾"	4.0 yds.	66.0'	60.0 lbs.	20.0'/1
419 mm	-	533 mm	794 mm	733 mm	3.7 m	6.1 sqm	27.2 kg	.57 cu.

COM	COL	1	2	3	4	5	6	7	8	9	10	11
1643	1723	2017	2079	2115	2186	2248	2275	2319	2381	2435	2497	2852

neighborhood 6033J



**Left end facing module
Fully upholstered
Jump master stitched**

Non-marring adjustable glides
Pivoting connectors

When using a combination of fabrics or leathers, specify the application by designating the appropriate letter, shown below, on the purchase order. Yardage shown must be used.

See terms and conditions for contrasting upholstery upcharges..

- A) One fabric or leather for seat
yardage: 2.25 yds. leather: 37.0 sq. ft.
- B) One fabric or leather for back and back side panels
yardage: 3.0 yds. leather: 50.0 sq. ft.

SCS Indoor Advantage™ Gold and LEVEL® 2 certified. See terms and conditions for additional environmental information.

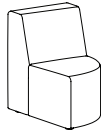
Jump Master Stitch Specification: Thread color must be specified. Reference Neighborhood/Stitching on BernhardtDesign.com for thread color options.

Seat Height	Arm Height	W	D	H	Fabric	Leather	Weight	Cubes/Qty
16½"	-	21"	31¼"	28¾"	4.0 yds.	66.0'	60.0 lbs.	20.0'/1
419 mm		533 mm	794 mm	733 mm	3.7 m	6.1 sqm	27.2 kg	.57 cu.

COM	COL	1	2	3	4	5	6	7	8	9	10	11
1761	1841	2135	2197	2233	2304	2366	2393	2437	2499	2553	2615	2970

Single Sided Connecting Modules

neighborhood 6034



**Right end facing module
Fully upholstered
Saddle stitched**

Non-marring adjustable glides
Pivoting connectors

When using a combination of fabrics or leathers, specify the application by designating the appropriate letter, shown below, on the purchase order. Yardage shown must be used.

See terms and conditions for contrasting upholstery upcharges.

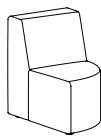
- A) One fabric or leather for seat
yardage: 2.25 yds. leather: 37.0 sq. ft.
- B) One fabric or leather for back and back side panels
yardage: 3.0 yds. leather: 50.0 sq. ft.

SCS Indoor Advantage™ Gold and LEVEL® 2 certified. See terms and conditions for additional environmental information.

Seat Height	Arm Height	W	D	H	Fabric	Leather	Weight	Cubes/Qty
16½"	-	21"	31¼"	28¾"	4.0 yds.	66.0'	60.0 lbs.	20.0'/1
419 mm	-	533 mm	794 mm	733 mm	3.7 m	6.1 sqm	27.2 kg	.57 cu.

COM	COL	1	2	3	4	5	6	7	8	9	10	11
1643	1723	2017	2079	2115	2186	2248	2275	2319	2381	2435	2497	2852

neighborhood 6034J



**Right end facing module
Fully upholstered
Jump master stitched**

Non-marring adjustable glides
Pivoting connectors

When using a combination of fabrics or leathers, specify the application by designating the appropriate letter, shown below, on the purchase order. Yardage shown must be used.

See terms and conditions for contrasting upholstery upcharges.

- A) One fabric or leather for seat
yardage: 2.25 yds. leather: 37.0 sq. ft.
- B) One fabric or leather for back and back side panels
yardage: 3.0 yds. leather: 50.0 sq. ft.

SCS Indoor Advantage™ Gold and LEVEL® 2 certified. See terms and conditions for additional environmental information.

Jump Master Stitch Specification: Thread color must be specified. Reference Neighborhood/Stitching on BernhardtDesign.com for thread color options.

Seat Height	Arm Height	W	D	H	Fabric	Leather	Weight	Cubes/Qty
16½"	-	21"	31¼"	28¾"	4.0 yds.	66.0'	60.0 lbs.	20.0'/1
419 mm		533 mm	794 mm	733 mm	3.7 m	6.1 sqm	27.2 kg	.57 cu.

COM	COL	1	2	3	4	5	6	7	8	9	10	11
1761	1841	2135	2197	2233	2304	2366	2393	2437	2499	2553	2615	2970

Single Sided Connecting Modules

neighborhood 6031



Straight connector
Fully upholstered
Saddle stitched

Non-marring adjustable glides
Pivoting connectors

When using a combination of fabrics or leathers, specify the application by designating the appropriate letter, shown below, on the purchase order. Yardage shown must be used.

See terms and conditions for contrasting upholstery upcharges.

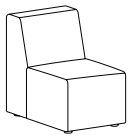
- A) One fabric or leather for seat
yardage: 2.75 yds. leather: 45.0 sq. ft.
- B) One fabric or leather for back and back side panels
yardage: 2.75 yds. leather: 45.0 sq. ft.

SCS Indoor Advantage™ Gold and LEVEL® 2 certified. See terms and conditions for additional environmental information.

Seat Height	Arm Height	W	D	H	Fabric	Leather	Weight	Cubes/Qty
16½"	-	21"	31¼"	28¾"	3.75 yds.	61.0'	55 lbs.	20.0'/1
419 mm	-	533 mm	794 mm	733 mm	3.4 m	5.7 sqm	24.9 kg	.57 cu.

COM	COL	1	2	3	4	5	6	7	8	9	10	11
1643	1718	1993	2052	2085	2152	2210	2235	2277	2335	2385	2443	2777

neighborhood 6031J



Straight connector
Fully upholstered
Jump master stitched

Non-marring adjustable glides
Pivoting connectors

When using a combination of fabrics or leathers, specify the application by designating the appropriate letter, shown below, on the purchase order. Yardage shown must be used.

See terms and conditions for contrasting upholstery upcharges.

- A) One fabric or leather for seat
yardage: 2.75 yds. leather: 45.0 sq. ft.
- B) One fabric or leather for back and back side panels
yardage: 2.75 yds. leather: 45.0 sq. ft.

SCS Indoor Advantage™ Gold and LEVEL® 2 certified. See terms and conditions for additional environmental information.

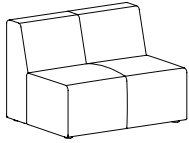
Jump Master Stitch Specification: Thread color must be specified. Reference Neighborhood/Stitching on BernhardtDesign.com for thread color options.

Seat Height	Arm Height	W	D	H	Fabric	Leather	Weight	Cubes/Qty
16½"	-	21"	31¼"	28¾"	3.75 yds.	61.0'	55 lbs.	20.0'/1
419 mm		533 mm	794 mm	733 mm	3.4 m	5.7 sqm	24.9 kg	.57 cu.

COM	COL	1	2	3	4	5	6	7	8	9	10	11
1761	1836	2111	2170	2203	2270	2328	2353	2395	2453	2503	2561	2895

Single Sided Connecting Modules

neighborhood 6035



**Two-seat
Straight connector
Fully upholstered
Saddle stitched**

Non-marring adjustable glides
Pivoting connectors

When using a combination of fabrics or leathers, specify the application by designating the appropriate letter, shown below, on the purchase order. Yardage shown must be used.

See terms and conditions for contrasting upholstery upcharges.


- A) One fabric or leather for seat
yardage: 3.75 yds. leather: 61.0 sq. ft.
- B) One fabric or leather for back and back side panels
yardage: 3.5 yds. leather: 58.0 sq. ft.

SCS Indoor Advantage™ Gold and LEVEL® 2 certified. See terms and conditions for additional environmental information.

Seat Height	Arm Height	W	D	H	Fabric	Leather	Weight	Cubes/Qty
16½"	-	41½"	31¾"	28¾"	6.0 yds.	96.0'	112 lbs.	36.75'/1
419 mm	-	1054 mm	794 mm	733 mm	5.5 m	8.9 sqm	50.8 kg	1.04 cu.

COM	COL	1	2	3	4	5	6	7	8	9	10	11
2503	2623	3063	3157	3210	3317	3410	3450	3517	3610	3690	3783	4317

neighborhood 6035J



**Two-seat
Straight connector
Fully upholstered
Jump master stitched**

Non-marring adjustable glides
Pivoting connectors

When using a combination of fabrics or leathers, specify the application by designating the appropriate letter, shown below, on the purchase order. Yardage shown must be used.

See terms and conditions for contrasting upholstery upcharges.

- A) One fabric or leather for seat
yardage: 3.75 yds. leather: 61.0 sq. ft.
- B) One fabric or leather for back and back side panels
yardage: 3.5 yds. leather: 58.0 sq. ft.

SCS Indoor Advantage™ Gold and LEVEL® 2 certified. See terms and conditions for additional environmental information.

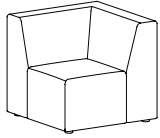
Jump Master Stitch Specification: Thread color must be specified. Reference Neighborhood/Stitching on BernhardtDesign.com for thread color options.

Seat Height	Arm Height	W	D	H	Fabric	Leather	Weight	Cubes/Qty
16½"	-	41½"	31¾"	28¾"	6.0 yds.	96.0'	112 lbs.	36.75'/1
419 mm	-	1054 mm	794 mm	733 mm	5.5 m	8.9 sqm	50.8 kg	1.04 cu.

COM	COL	1	2	3	4	5	6	7	8	9	10	11
2660	2780	3220	3314	3367	3474	3567	3607	3674	3767	3847	3940	4474

Single Sided Connecting Modules

neighborhood 6038



**90° Corner connector
Fully upholstered
Saddle stitched**

Non-marring adjustable glides
Pivoting connectors

When using a combination of fabrics or leathers, specify the application by designating the appropriate letter, shown below, on the purchase order. Yardage shown must be used.

See terms and conditions for contrasting upholstery upcharges.

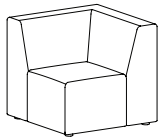
- A) One fabric or leather for seat
yardage: 2.75 yds. leather: 45.0 sq. ft.
- B) One fabric or leather for back and back side panels
yardage: 4.5 yds. leather: 73.0 sq. ft.

SCS Indoor Advantage™ Gold and LEVEL® 2 certified. See terms and conditions for additional environmental information.

Seat Height	Arm Height	W	D	H	Fabric	Leather	Weight	Cubes/Qty
16½"	-	43¾"	43¾"	28¾"	7.25 yds.	125.0'	86 lbs.	36.75/1
419 mm	-	1102 mm	1092 mm	733 mm	6.6 m	11.6 sqm	39.0 kg	1.04 cu.

COM	COL	1	2	3	4	5	6	7	8	9	10	11
2034	2179	2711	2824	2888	3017	3130	3178	3259	3372	3468	3581	4226

neighborhood 6038J



**90° Corner connector
Fully upholstered
Jump master stitched**

Non-marring adjustable glides
Pivoting connectors

When using a combination of fabrics or leathers, specify the application by designating the appropriate letter, shown below, on the purchase order. Yardage shown must be used.

See terms and conditions for contrasting upholstery upcharges.

- A) One fabric or leather for seat
yardage: 2.75 yds. leather: 45.0 sq. ft.
- B) One fabric or leather for back and back side panels
yardage: 4.5 yds. leather: 73.0 sq. ft.

SCS Indoor Advantage™ Gold and LEVEL® 2 certified. See terms and conditions for additional environmental information.

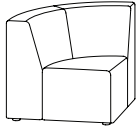
Jump Master Stitch Specification: Thread color must be specified. Reference Neighborhood/Stitching on BernhardtDesign.com for thread color options.

Seat Height	Arm Height	W	D	H	Fabric	Leather	Weight	Cubes/Qty
16½"	-	43¾"	43¾"	28¾"	7.25 yds.	125.0'	86 lbs.	36.75/1
419 mm		1102 mm	1092 mm	733 mm	6.6 m	11.6 sqm	39.0 kg	1.04 cu.

COM	COL	1	2	3	4	5	6	7	8	9	10	11
2190	2335	2867	2980	3044	3173	3286	3334	3415	3528	3624	3737	4382

Single Sided Connecting Modules

neighborhood 6039



**90° Curved connector
Fully upholstered
Saddle stitched**

Non-marring adjustable glides
Pivoting connectors

When using a combination of fabrics or leathers, specify the application by designating the appropriate letter, shown below, on the purchase order. Yardage shown must be used.

See terms and conditions for contrasting upholstery upcharges.

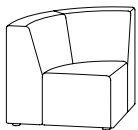
- A) One fabric or leather for seat
yardage: 2.25 yds. leather: 37.0 sq. ft.
- B) One fabric or leather for back and back side panels
yardage: 3.75 yds. leather: 61.0 sq. ft.

SCS Indoor Advantage™ Gold and LEVEL® 2 certified. See terms and conditions for additional environmental information.

Seat Height	Arm Height	W	D	H	Fabric	Leather	Weight	Cubes/Qty
16½"	-	43¾"	43¾"	28¾"	6.75 yds.	115.0'	62 lbs.	36.75/1
419 mm	-	1102 mm	781 mm	733 mm	6.2 m	10.7 sqm	28.1 kg	1.04 cu.

COM	COL	1	2	3	4	5	6	7	8	9	10	11
2034	2169	2664	2769	2829	2949	3054	3099	3174	3279	3369	3474	4074

neighborhood 6039J



**90° Curved connector
Fully upholstered
Jump master stitched**

Non-marring adjustable glides
Pivoting connectors

When using a combination of fabrics or leathers, specify the application by designating the appropriate letter, shown below, on the purchase order. Yardage shown must be used.

See terms and conditions for contrasting upholstery upcharges.

- A) One fabric or leather for seat
yardage: 2.25 yds. leather: 37.0 sq. ft.
- B) One fabric or leather for back and back side panels
yardage: 3.75 yds. leather: 61.0 sq. ft.

SCS Indoor Advantage™ Gold and LEVEL® 2 certified. See terms and conditions for additional environmental information.

Jump Master Stitch Specification: Thread color must be specified. Reference Neighborhood/Stitching on BernhardtDesign.com for thread color options.

Seat Height	Arm Height	W	D	H	Fabric	Leather	Weight	Cubes/Qty
16½"	-	43¾"	43¾"	28¾"	6.75 yds.	115.0'	62 lbs.	36.75/1
419 mm		1102 mm	781 mm	733 mm	6.2 m	10.7 sqm	28.1 kg	1.04 cu.

COM	COL	1	2	3	4	5	6	7	8	9	10	11
2190	2325	2820	2925	2985	3105	3210	3255	3330	3435	3525	3630	4230

Single Sided Connecting Modules

neighborhood 6040



**45° Inverted curved connector
Fully upholstered
Saddle stitched**

Non-marring adjustable glides
Pivoting connectors

When using a combination of fabrics or leathers, specify the application by designating the appropriate letter, shown below, on the purchase order. Yardage shown must be used.

See terms and conditions for contrasting upholstery upcharges.

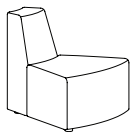
- A) One fabric or leather for seat
yardage: 3.25 yds. leather: 53.0 sq. ft.
- B) One fabric or leather for back and back side panels
yardage: 2.25 yds. leather: 37.0sq. ft.

SCS Indoor Advantage™ Gold and LEVEL® 2 certified. See terms and conditions for additional environmental information.

Seat Height	Arm Height	W	D	H	Fabric	Leather	Weight	Cubes/Qty
16½"	-	31¼"	31½"	28¾"	4.0 yds.	70.0'	70 lbs.	42.0'/1
419 mm	-	794 mm	800 mm	733 mm	3.7 m	6.5 sqm	31.8 kg	1.19 cu.

COM	COL	1	2	3	4	5	6	7	8	9	10	11
1879	1959	2253	2315	2351	2422	2484	2511	2555	2617	2671	2733	3088

neighborhood 6040J



**45° Inverted curved connector
Fully upholstered
Jump master stitched**

Non-marring adjustable glides
Pivoting connectors

When using a combination of fabrics or leathers, specify the application by designating the appropriate letter, shown below, on the purchase order. Yardage shown must be used.

See terms and conditions for contrasting upholstery upcharges.

- A) One fabric or leather for seat
yardage: 3.25 yds. leather: 53.0 sq. ft.
- B) One fabric or leather for back and back side panels
yardage: 2.25 yds. leather: 37.0 sq. ft.

SCS Indoor Advantage™ Gold and LEVEL® 2 certified. See terms and conditions for additional environmental information.

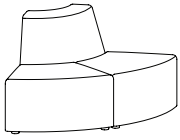
Jump Master Stitch Specification: Thread color must be specified. Reference Neighborhood/Stitching on BernhardtDesign.com for thread color options.

Seat Height	Arm Height	W	D	H	Fabric	Leather	Weight	Cubes/Qty
16½"	-	31¼"	31½"	28¾"	4.0 yds.	70.0'	70 lbs.	42.0'/1
419 mm		794 mm	800 mm	733 mm	3.7 m	6.5 sqm	31.8 kg	1.19 cu.

COM	COL	1	2	3	4	5	6	7	8	9	10	11
1996	2076	2370	2432	2468	2539	2601	2628	2672	2734	2788	2850	3205

Single Sided Connecting Modules

neighborhood 6041



90° Inverted curved connector
Fully upholstered
Saddle Stitched

Non-marring adjustable glides
Pivoting connectors

When using a combination of fabrics or leathers, specify the application by designating the appropriate letter, shown below, on the purchase order. Yardage shown must be used.

See terms and conditions for contrasting upholstery upcharges..

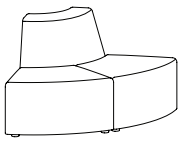
- A) One fabric or leather for seat
yardage: 4.25 yds. leather: 69.0 sq. ft.
- B) One fabric or leather for back and back side panels
yardage: 2.75 yds. leather: 45.0 sq. ft.

SCS Indoor Advantage™ Gold and LEVEL® 2 certified. See terms and conditions for additional environmental information.

Seat Height	Arm Height	W	D	H	Fabric	Leather	Weight	Cubes/Qty
16½"	-	57¾"	33½"	28¾"	6.0 yds.	97.0'	86 lbs.	90.0'/1
419 mm	-	1467 mm	851mm	733 mm	5.5 m	9.0 sqm	39.0 kg	2.55 cu.

COM	COL	1	2	3	4	5	6	7	8	9	10	11
2815	2935	3375	3469	3522	3629	3722	3762	3829	3922	4002	4095	4629

neighborhood 6041J



90° Inverted curved connector
Fully upholstered
Jump master stitched

Non-marring adjustable glides
Pivoting connectors

When using a combination of fabrics or leathers, specify the application by designating the appropriate letter, shown below, on the purchase order. Yardage shown must be used.

See terms and conditions for contrasting upholstery upcharges.

- A) One fabric or leather for seat
yardage: 4.25 yds. leather: 69.0 sq. ft.
- B) One fabric or leather for back and back side panels
yardage: 2.75 yds. leather: 45.0 sq. ft.

SCS Indoor Advantage™ Gold and LEVEL® 2 certified. See terms and conditions for additional environmental information.

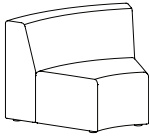
Jump Master Stitch Specification: Thread color must be specified. Reference Neighborhood/Stitching on BernhardtDesign.com for thread color options.

Seat Height	Arm Height	W	D	H	Fabric	Leather	Weight	Cubes/Qty
16½"	-	57¾"	33½"	28¾"	7.25 yds.	125.0'	86 lbs.	90.0'/1
419 mm		1467 mm	851mm	733 mm	6.6 m	11.6 sqm	39.0 kg	2.55 cu.

COM	COL	1	2	3	4	5	6	7	8	9	10	11
2970	3090	3530	3624	3677	3784	3877	3917	3984	4077	4157	4250	4784

Single Sided Connecting Modules

neighborhood 6048



**45° Curved connector
Fully upholstered
Saddle stitched**

Non-marring adjustable glides
Pivoting connectors

When using a combination of fabrics or leathers, specify the application by designating the appropriate letter, shown below, on the purchase order. Yardage shown must be used.

See terms and conditions for contrasting upholstery upcharges.

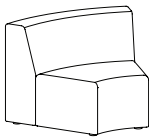
- A) One fabric or leather for seat
yardage: 2.75 yds. leather: 45.0 sq. ft.
- B) One fabric or leather for back and back side panels
yardage: 3.25 yds. leather: 53.0 sq. ft.

SCS Indoor Advantage™ Gold and LEVEL® 2 certified. See terms and conditions for additional environmental information.

Seat Height	Arm Height	W	D	H	Fabric	Leather	Weight	Cubes/Qty
16½"	-	41½"	32½"	28½"	5.5 yds.	90.0'	97 lbs.	54.0'/1
419 mm	-	1051 mm	829 mm	733 mm	5.1 m	8.4 sqm	44.0 kg	1.53 cu.

COM	COL	1	2	3	4	5	6	7	8	9	10	11
2034	2146	2557	2644	2694	2794	2881	2918	2980	3067	3142	3229	3727

neighborhood 6048J



**45° Curved connector
Fully upholstered
Jump master stitched**

Non-marring adjustable glides
Pivoting connectors

When using a combination of fabrics or leathers, specify the application by designating the appropriate letter, shown below, on the purchase order. Yardage shown must be used.

See terms and conditions for contrasting upholstery upcharges.

- A) One fabric or leather for seat
yardage: 2.75 yds. leather: 45.0 sq. ft.
- B) One fabric or leather for back and back side panels
yardage: 3.25 yds. leather: 53.0 sq. ft.

SCS Indoor Advantage™ Gold and LEVEL® 2 certified. See terms and conditions for additional environmental information.

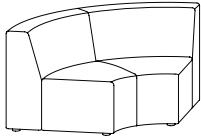
Jump Master Stitch Specification: Thread color must be specified. Reference Neighborhood/Stitching on BernhardtDesign.com for thread color options.

Seat Height	Arm Height	W	D	H	Fabric	Leather	Weight	Cubes/Qty
16½"	-	41½"	32½"	28½"	5.5 yds.	90.0'	97 lbs.	54.0'/1
419 mm		1051 mm	829 mm	733 mm	5.1 m	8.4 sqm	44.0 kg	1.53 cu.

COM	COL	1	2	3	4	5	6	7	8	9	10	11
2152	2264	2675	2762	2812	2912	2999	3036	3098	3185	3260	3347	3845

Single Sided Connecting Modules

neighborhood 6049



90° Curved connector
Fully upholstered
Saddle stitched

Non-marring adjustable glides
Pivoting connectors

When using a combination of fabrics or leathers, specify the application by designating the appropriate letter, shown below, on the purchase order. Yardage shown must be used.

See terms and conditions for contrasting upholstery upcharges.

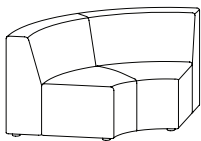
- A) One fabric or leather for seat
yardage: 3.75 yds. leather: 61.0 sq. ft.
- B) One fabric or leather for back and back side panels
yardage: 5.5 yds. leather: 88.0 sq. ft.

SCS Indoor Advantage™ Gold and LEVEL® 2 certified. See terms and conditions for additional environmental information.

Seat Height	Arm Height	W	D	H	Fabric	Leather	Weight	Cubes/Qty
16½"	-	65½"	35¼"	28¾"	7.5 yds.	120.0'	149 lbs.	108.0/1
419 mm	-	1654 mm	889 mm	733 mm	6.9 m	11.1 sqm	67.5 kg	3.06 cu.

COM	COL	1	2	3	4	5	6	7	8	9	10	11
2815	2965	3515	3632	3699	3832	3949	3999	4082	4199	4299	4415	5082

neighborhood 6049J



90° Curved connector
Fully upholstered
Jump master stitched

Non-marring adjustable glides
Pivoting connectors

When using a combination of fabrics or leathers, specify the application by designating the appropriate letter, shown below, on the purchase order. Yardage shown must be used.

See terms and conditions for contrasting upholstery upcharges.

- A) One fabric or leather for seat
yardage: 3.75 yds. leather: 61.0 sq. ft.
- B) One fabric or leather for back and back side panels
yardage: 5.5 yds. leather: 88.0 sq. ft.

SCS Indoor Advantage™ Gold and LEVEL® 2 certified. See terms and conditions for additional environmental information.

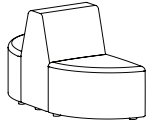
Jump Master Stitch Specification: Thread color must be specified. Reference Neighborhood/Stitching on BernhardtDesign.com for thread color options.

Seat Height	Arm Height	W	D	H	Fabric	Leather	Weight	Cubes/Qty
16½"	-	65½"	35¼"	28¾"	7.5 yds.	120.0'	149 lbs.	108.0/1
419 mm		1654 mm	889 mm	733 mm	6.9 m	11.1 sqm	67.5 kg	3.06 cu.

COM	COL	1	2	3	4	5	6	7	8	9	10	11
2970	3120	3670	3787	3854	3987	4104	4154	4237	4354	4454	4570	5237

Double Sided Connecting Modules

neighborhood 6045



**Double-sided
Curved end module
Fully upholstered
Saddle stitched**

Non-marring adjustable glides
Pivoting connectors

When using a combination of fabrics or leathers, specify the application by designating the appropriate letter, shown below, on the purchase order. Yardage shown must be used.

See terms and conditions for contrasting upholstery upcharges.

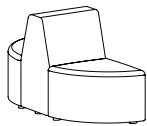
- A) One fabric or leather for seat
yardage: 4.0 yds. leather: 65.0 sq. ft.
- B) One fabric or leather for back and back side panels
yardage: 3.0 yds. leather: 50.0 sq. ft.

SCS Indoor Advantage™ Gold and LEVEL® 2 certified. See terms and conditions for additional environmental information.

Seat Height	Arm Height	W	D	H	Fabric	Leather	Weight	Cubes/Qty
16½"	-	21"	56"	28¾"	4.75 yds.	66.0'	86 lbs.	30.0'/1
419 mm	-	533 mm	1422 mm	733 mm	4.3 m	6.1 sqm	39.0 kg	.85 cu.

COM	COL	1	2	3	4	5	6	7	8	9	10	11
2580	2675	3024	3098	3140	3224	3298	3330	3383	3457	3520	3594	4016

neighborhood 6045J



**Double-sided
Curved end module
Fully upholstered
Jump master stitched**

Non-marring adjustable glides
Pivoting connectors

When using a combination of fabrics or leathers, specify the application by designating the appropriate letter, shown below, on the purchase order. Yardage shown must be used.

See terms and conditions for contrasting upholstery upcharges.

- A) One fabric or leather for seat
yardage: 4.0 yds. leather: 65.0 sq. ft.
- B) One fabric or leather for back and back side panels
yardage: 3.0 yds. leather: 50.0 sq. ft.

SCS Indoor Advantage™ Gold and LEVEL® 2 certified. See terms and conditions for additional environmental information.

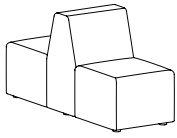
Jump Master Stitch Specification: Thread color must be specified. Reference Neighborhood/Stitching on BernhardtDesign.com for thread color options.

Seat Height	Arm Height	W	D	H	Fabric	Leather	Weight	Cubes/Qty
16½"	-	21"	56"	28¾"	4.75 yds.	66.0'	86 lbs.	30.0'/1
419 mm	-	533 mm	1422 mm	733 mm	4.3 m	6.1 sqm	39.0 kg	.85 cu.

COM	COL	1	2	3	4	5	6	7	8	9	10	11
2775	2870	3219	3293	3335	3419	3493	3525	3578	3652	3715	3789	4211

Double Sided Connecting Modules

neighborhood 6042



**Double-sided single-seat
Straight connector
Fully upholstered
Saddle stitched**

Non-marring adjustable glides
Pivoting connectors

When using a combination of fabrics or leathers, specify the application by designating the appropriate letter, shown below, on the purchase order. Yardage shown must be used.

See terms and conditions for contrasting upholstery upcharges.

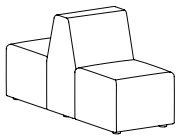
- A) One fabric or leather for seat
yardage: 4.25 yds. leather: 69.0 sq. ft.
- B) One fabric or leather for back and back side panels
yardage: 3.0 yds. leather: 50.0 sq. ft.

SCS Indoor Advantage™ Gold and LEVEL® 2 certified. See terms and conditions for additional environmental information.

Seat Height	Arm Height	W	D	H	Fabric	Leather	Weight	Cubes/Qty
16½"	-	21"	56"	28¾"	6.0 yds.	60.0'	50 lbs.	30.0'/1
419 mm	-	533 mm	1422 mm	733 mm	5.5 m	4.6 sqm	22.7 kg	.85 cu.

COM	COL	1	2	3	4	5	6	7	8	9	10	11
2580	2700	3140	3234	3287	3394	3487	3527	3594	3687	3767	3860	4394

neighborhood 6042J



**Double-sided single-seat
Straight connector
Fully upholstered
Jump master stitched**

Non-marring adjustable glides
Pivoting connectors

When using a combination of fabrics or leathers, specify the application by designating the appropriate letter, shown below, on the purchase order. Yardage shown must be used.

See terms and conditions for contrasting upholstery upcharges.

- A) One fabric or leather for seat
yardage: 4.25 yds. leather: 69.0 sq. ft.
- B) One fabric or leather for back and back side panels
yardage: 3.0 yds. leather: 50.0 sq. ft.

SCS Indoor Advantage™ Gold and LEVEL® 2 certified. See terms and conditions for additional environmental information.

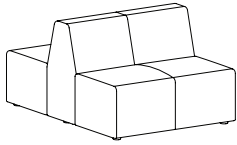
Jump Master Stitch Specification: Thread color must be specified. Reference Neighborhood/Stitching on BernhardtDesign.com for thread color options.

Seat Height	Arm Height	W	D	H	Fabric	Leather	Weight	Cubes/Qty
16½"	-	21"	56"	28¾"	6.0 yds.	60.0'	50 lbs.	30.0'/1
419 mm	-	533 mm	1422 mm	733 mm	5.5 m	4.6 sqm	22.7 kg	.85 cu.

COM	COL	1	2	3	4	5	6	7	8	9	10	11
2775	2895	3335	3429	3482	3589	3682	3722	3789	3882	3962	4055	4589

Double Sided Connecting Modules

neighborhood 6043



**Double-sided two-seat
Straight connector
Fully upholstered
Saddle stitched**

Non-marring adjustable glides
Pivoting connectors

When using a combination of fabrics or leathers, specify the application by designating the appropriate letter, shown below, on the purchase order. Yardage shown must be used.

See terms and conditions for contrasting upholstery upcharges.

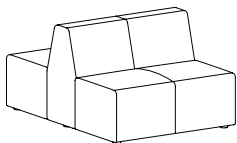
- A) One fabric or leather for seat
yardage: 5.75 yds. leather: 93.0 sq. ft.
- B) One fabric or leather for back and back side panels
yardage: 4.5 yds. leather: 73.0 sq. ft.

SCS Indoor Advantage™ Gold and LEVEL® 2 certified. See terms and conditions for additional environmental information.

Seat Height	Arm Height	W	D	H	Fabric	Leather	Weight	Cubes/Qty
16½"	-	41½"	56"	28½"	8.5 yds.	138.0'	134 lbs.	60.0'/1
419 mm	-	1054 mm	1422 mm	733 mm	7.8 m	12.8 sqm	60.8 kg	1.70 cu.

COM	COL	1	2	3	4	5	6	7	8	9	10	11
3752	3922	4546	4678	4754	4905	5037	5094	5188	5320	5434	5566	6321

neighborhood 6043J



**Double-sided two-seat
Straight connector
Fully upholstered
Jump master stitched**

Non-marring adjustable glides
Pivoting connectors

When using a combination of fabrics or leathers, specify the application by designating the appropriate letter, shown below, on the purchase order. Yardage shown must be used.

See terms and conditions for contrasting upholstery upcharges.

- A) One fabric or leather for seat
yardage: 5.75 yds. leather: 93.0 sq. ft.
- B) One fabric or leather for back and back side panels
yardage: 4.5 yds. leather: 73.0 sq. ft.

SCS Indoor Advantage™ Gold and LEVEL® 2 certified. See terms and conditions for additional environmental information.

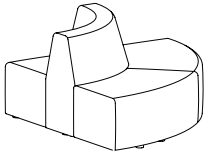
Jump Master Stitch Specification: Thread color must be specified. Reference Neighborhood/Stitching on BernhardtDesign.com for thread color options.

Seat Height	Arm Height	W	D	H	Fabric	Leather	Weight	Cubes/Qty
16½"	-	41½"	56"	28½"	8.5 yds.	138.0'	134 lbs.	60.0'/1
419 mm	-	1054 mm	1422 mm	733 mm	7.8 m	12.8 sqm	60.8 kg	1.70 cu.

COM	COL	1	2	3	4	5	6	7	8	9	10	11
4064	4234	4858	4990	5066	5217	5349	5406	5500	5632	5746	5878	6633

Double Sided Connecting Modules

neighborhood 6046



Double-sided
90° Curved connector
Fully upholstered
Saddle stitched

Non-marring adjustable glides
Pivoting connectors

When using a combination of fabrics or leathers, specify the application by designating the appropriate letter, shown below, on the purchase order. Yardage shown must be used.

See terms and conditions for contrasting upholstery upcharges.

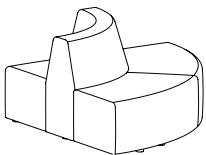
- A) One fabric or leather for seat
yardage: 6.75 yds. leather: 110.0 sq. ft.
- B) One fabric or leather for back and back side panels
yardage: 4.0 yds. leather: 65.0 sq. ft.

SCS Indoor Advantage™ Gold and LEVEL® 2 certified. See terms and conditions for additional environmental information.

Seat Height	Arm Height	W	D	H	Fabric	Leather	Weight	Cubes/Qty
16½"	-	78½"	56"	28½"	9.5 yds.	154.0'	160.6 lbs.	149.3'/1
419 mm	-	1997 mm	1422 mm	733 mm	8.7 m	14.3 sqm	72.8 kg	4.23 cu.

COM	COL	1	2	3	4	5	6	7	8	9	10	11
3908	4098	4795	4943	5027	5196	5344	5407	5513	5661	5787	5935	6780

neighborhood 6046J



Double-sided
90° Curved connector
Fully upholstered
Jump master stitched

Non-marring adjustable glides
Pivoting connectors

When ordering multi-item configurations, please provide the total COM yardage from the same dye lot in a continuous roll(s).

When using a combination of fabrics or leathers, the following yardage must be used and upcharges apply. Please specify the fabric or leather application by designating the appropriate letter on the purchase order.

See terms and conditions for contrasting fabric upcharges.

- A) One fabric or leather for seat
yardage: 6.75 yds. leather: 110.0 sq. ft.
- B) One fabric or leather for back and back side panels
yardage: 4.0 yds. leather: 65.0 sq. ft.

SCS Indoor Advantage™ Gold and LEVEL® 2 certified. See terms and conditions for additional environmental information.

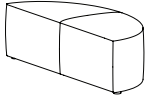
Jump Master Stitch Specification: Thread color must be specified. Reference Neighborhood/Stitching on BernhardtDesign.com for thread color options. options.

Seat Height	Arm Height	W	D	H	Fabric	Leather	Weight	Cubes/Qty
16½"	-	78½"	56"	28½"	9.5 yds.	154.0'	160.6 lbs.	149.3'/1
419 mm	-	1997 mm	1422 mm	733 mm	8.7 m	14.3 sqm	72.8 kg	4.23 cu.

COM	COL	1	2	3	4	5	6	7	8	9	10	11
4221	4411	5108	5256	5340	5509	5657	5720	5826	5974	6100	6248	7093

Double Sided Connecting Modules

neighborhood 6044



Half oval ottoman
Fully upholstered
Saddle stitched

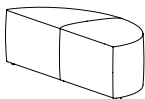
Non-marring adjustable glides
Pivoting connectors

SCS Indoor Advantage™ Gold and LEVEL® 2 certified. See terms and conditions for additional environmental information.

Seat Height	Arm Height	W	D	H	Fabric	Leather	Weight	Cubes/Qty
16½"	-	56"	21½"	16½"	3.5 yds.	60.0'	61 lbs.	20.0'/1
419 mm	-	1422 mm	546 mm	419 mm	3.2 m	5.6 sqm	27.7 kg	.57 cu.

COM	COL	1	2	3	4	5	6	7	8	9	10	11
1488	1558	1815	1870	1901	1963	2017	2041	2080	2134	2181	2235	2546

neighborhood 6044J



Half oval ottoman
Fully upholstered
Jump master stitched

Non-marring adjustable glides
Pivoting connectors

SCS Indoor Advantage™ Gold and LEVEL® 2 certified. See terms and conditions for additional environmental information.

Jump Mater Stitch Specification: Thread color must be specified. Reference Neighborhood/Stitching on BernhardtDesign.com for thread color options.

Seat Height	Arm Height	W	D	H	Fabric	Leather	Weight	Cubes/Qty
16½"	-	56"	21½"	16½"	3.5 yds.	60.0'	61 lbs.	20.0'/1
419 mm	-	1422 mm	546 mm	419 mm	3.2 m	5.6 sqm	27.7 kg	.57 cu.

COM	COL	1	2	3	4	5	6	7	8	9	10	11
1565	1635	1892	1947	1978	2040	2094	2118	2157	2211	2258	2312	2623

Tables for double-sided connecting modules

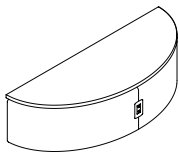


180° curved end module table with upholstered base. Non-marring adjustable glides. Pivoting connectors. Worksurface available in oak veneer, laminate and corian.
When specifying light finishes the natural characteristics of the wood will be visible and color will vary.
Upholstered base with saddle stitch or jump master stitch. Jump master stitch specification: Thread color must be specified.
Reference Neighborhood/Stitching on BernhardtDesign.com for color options.

Contact sales representative for approved Bernhardt Textiles for Neighborhood tables.
Connecting hardware provided for both left-hand and right-hand orientation.
When power is specified, (1) 15 amp receptacle, (1) 2 amp USB-A port, 10 watt and (1) 2 amp USB-C port, 20 watt are provided.
An upcharge of \$350 applies.

Worksurface Height	L	D	H	Fabric	Leather	Weight	Cubes/Qty
15½"	55½"	20½"	15½"	3.75 yds.	65.0'	89.25 lbs.	77.6'/1
394 mm	1410 mm	521 mm	394 mm	3.4 m	6.0 sqm	40.5 kg	2.2 cu.

neighborhood



57X Oak Worksurface. Saddle Stitch Upholstered Base

COM	COL	1	2	3	4	5	6	7	8	9	10	11
2503	2578	2853	2912	2945	3012	3070	3095	3137	3195	3245	3303	3637

Specify veneer code C for oak worksurface. Specify finish code. Add \$350 when specifying power.

57X Laminate Worksurface. Saddle Stitch Upholstered Base

COM	COL	1	2	3	4	5	6	7	8	9	10	11
2034	2109	2384	2443	2476	2543	2601	2626	2668	2726	2776	2834	3168

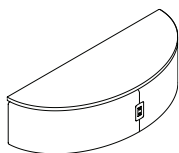
Specify veneer code F for laminate designer white worksurface. Add \$350 when specifying power.

57X Corian Worksurface. Saddle Stitch Upholstered Base

COM	COL	1	2	3	4	5	6	7	8	9	10	11
3752	3827	4102	4161	4194	4261	4319	4344	4386	4444	4494	4552	4886

Specify veneer code 8 for corian glacier white worksurface. Add \$350 when specifying power.

neighborhood



57J Oak Worksurface. Jump Master Stitch Upholstered Base

COM	COL	1	2	3	4	5	6	7	8	9	10	11
2620	2695	2970	3029	3062	3129	3187	3212	3254	3312	3362	3420	3754

Specify veneer code C for oak worksurface. Specify finish code. Add \$350 when specifying power.

57J Laminate Worksurface. Jump Master Stitch Upholstered Base

COM	COL	1	2	3	4	5	6	7	8	9	10	11
2152	2227	2502	2561	2594	2661	2719	2744	2786	2844	2894	2952	3286

Specify veneer code F for laminate designer white worksurface. Add \$350 when specifying power.

57J Corian Worksurface. Jump Master Stitch Upholstered Base

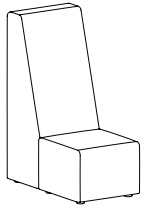
COM	COL	1	2	3	4	5	6	7	8	9	10	11
3870	3945	4220	4279	4312	4379	4437	4462	4504	4562	4612	4670	5004

Specify veneer code 8 for corian glacier white worksurface. Add \$350 when specifying power.

series	sku	veneer	power	finish
J	_____	C oak F laminate - designer white 8 corian - glacier white	4 aluminum powder coat X none	X none Q power + usb (1) upcharge \$350

Privacy Modules

neighborhood 6031T



**Straight privacy connector
Fully upholstered
Saddle stitched**

Non-marring adjustable glides
Pivoting connectors
Leather is not applicable on back and back side panels of privacy modules

When using a combination of fabrics, specify the application by designating the appropriate letter, shown below, on the purchase order. Yardage shown must be used.

See terms and conditions for contrasting upholstery upcharges.

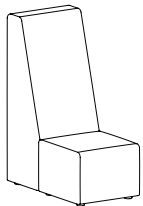
- A) One fabric or leather for seat
yardage: 2.25 yds. leather: 37.0 sq. ft.
- B) One fabric for back and back side panels
yardage: 4.0 yds.

SCS Indoor Advantage™ Gold and LEVEL® 2 certified. See terms and conditions for additional environmental information.

Seat Height	Arm Height	W	D	H	Fabric	Leather	Weight	Cubes/Qty
16½"	-	21½"	37"	48¾"	5.25 yds.	-	89 lbs.	30.0'/1
419 mm	-	546 mm	940 mm	1241 mm	4.8 m	-	40.1 kg	.85 cu.

COM	COL	1	2	3	4	5	6	7	8	9	10	11
2190	2295	2680	2762	2809	2902	2984	3019	3077	3159	3229	3310	3777

neighborhood 6031TJ



**Straight privacy connector
Fully upholstered
Jump master stitched**

Non-marring adjustable glides
Pivoting connectors
Leather is not applicable on back and back side panels of privacy modules

When using a combination of fabrics, specify the application by designating the appropriate letter, shown below, on the purchase order. Yardage shown must be used.

See terms and conditions for contrasting upholstery upcharges.

- A) One fabric or leather for seat
yardage: 2.25 yds leather: 37.0 sq. ft.
- B) One fabric for back. and back side panels
yardage: 4.0 yds.

SCS Indoor Advantage™ Gold and LEVEL® 2 certified. See terms and conditions for additional environmental information.


Jump Master Stitch Specification: Thread color must be specified. Reference Neighborhood/Stitching on BernhardtDesign.com for thread color options.

Seat Height	Arm Height	W	D	H	Fabric	Leather	Weight	Cubes/Qty
16½"	-	21½"	37"	48¾"	5.25 yds	-	89 lbs.	30.0'/1
419 mm	-	546 mm	940 mm	1241 mm	4.8 m	-	40.1 kg	.85 cu.

COM	COL	1	2	3	4	5	6	7	8	9	10	11
2345	2450	2835	2917	2964	3057	3139	3174	3232	3314	3384	3465	3932

Privacy Modules

neighborhood 6035T



**Two-seat
Straight privacy connector
Fully upholstered
Saddle Stitched**

Non-marring adjustable glides
Pivoting connectors
Leather is not applicable on back and back side panels of privacy modules

When using a combination of fabrics, specify the application by designating the appropriate letter, shown below, on the purchase order. Yardage shown must be used.

See terms and conditions for contrasting upholstery upcharges.


- A) One fabric or leather for seat
yardage: 3.5 yds. leather: 57.0 sq. ft.
- B) One fabric for back and back side panels
yardage: 6.0 yds.

SCS Indoor Advantage™ Gold and LEVEL® 2 certified. See terms and conditions for additional environmental information.

Seat Height	Arm Height	W	D	H	Fabric	Leather	Weight	Cubes/Qty
16½"	-	41½"	37"	48¾"	8.0 yds.	-	159 lbs.	55.13'/1
419 mm	-	1054 mm	940 mm	1241 mm	7.3 m	-	72.1 kg	1.56 cu.

COM	COL	1	2	3	4	5	6	7	8	9	10	11
3128	3288	3875	4000	4071	4213	4337	4391	4480	4604	4711	4835	5546

neighborhood 6035TJ



**Two-seat
Straight privacy connector
Fully upholstered
Jump master stitched**

Non-marring adjustable glides
Pivoting connectors
Leather is not applicable on back and back side panels of privacy modules

When using a combination of fabrics, specify the application by designating the appropriate letter, shown below, on the purchase order. Yardage shown must be used.

See terms and conditions for contrasting upholstery upcharges.

- A) One fabric or leather for seat
yardage: 3.5 yds. leather: 57.0 sq. ft.
- B) One fabric for back and back side panels
yardage: 6.0 yds.

SCS Indoor Advantage™ Gold and LEVEL® 2 certified. See terms and conditions for additional environmental information.

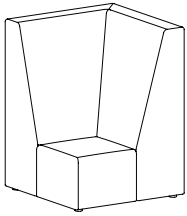
Jump Master Stitch Specification: Thread color must be specified. Reference Neighborhood/Stitching on BernhardtDesign.com for thread color options.

Seat Height	Arm Height	W	D	H	Fabric	Leather	Weight	Cubes/Qty
16½"	-	41½"	37"	48¾"	8.0 yds.	-	159 lbs.	55.13'/1
419 mm	-	1054 mm	940 mm	1241 mm	7.3 m	-	72.1 kg	1.56 cu.

COM	COL	1	2	3	4	5	6	7	8	9	10	11
3362	3522	4109	4234	4305	4447	4571	4625	4714	4838	4945	5069	5780

Privacy Modules

neighborhood 6038T



**90° Corner
Privacy connector
Fully upholstered
Saddle stitched**

Non-marring adjustable glides
Pivoting connectors
Leather is not applicable on back and back side panels of privacy modules

Diagonal Dimension: 51½"

When using a combination of fabrics, specify the application by designating the appropriate letter, shown below, on the purchase order. Yardage shown must be used.

See terms and conditions for contrasting upholstery upcharges.

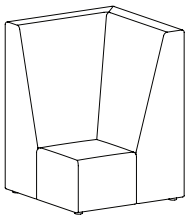
- A) One fabric or leather for seat
yardage: 2.5 yds. leather: 41.0 sq. ft.
- B) One fabric for back and back side panels
yardage: 7.0 yds.

SCS Indoor Advantage™ Gold and LEVEL® 2 certified. See terms and conditions for additional environmental information.

Seat Height	Arm Height	W	D	H	Fabric	Leather	Weight	Cubes/Qty
16½"	-	51½"	51½"	48½"	7.8 yds.	-	139 lbs.	55.13'/1
419 mm	-	1311 mm	1308 mm	1241 mm	7.8 m	-	60.0 kg	1.56 cu.

COM	COL	1	2	3	4	5	6	7	8	9	10	11
2660	2830	3454	3586	3662	3813	3945	4002	4096	4228	4342	4474	5229

neighborhood 6038TJ



**90° Corner
Privacy connector
Fully upholstered
Jump master stitched**

Non-marring adjustable glides
Pivoting connectors
Leather is not applicable on back and back side panels of privacy modules

Diagonal Dimension: 51½"

When using a combination of fabrics, specify the application by designating the appropriate letter, shown below, on the purchase order. Yardage shown must be used.

See terms and conditions for contrasting upholstery upcharges.

- A) One fabric for leather for seat
yardage: 2.5 yds. leather: 41.0 sq. ft.
- B) One fabric for back and back side panels
yardage: 7.0 yds.

SCS Indoor Advantage™ Gold and LEVEL® 2 certified. See terms and conditions for additional environmental information.

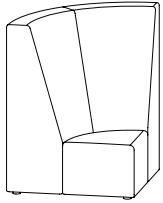
Jump Master Stitch Specification: Thread color must be specified. Reference Neighborhood/Stitching on BernhardtDesign.com for thread color options.

Seat Height	Arm Height	W	D	H	Fabric	Leather	Weight	Cubes/Qty
16½"	-	51½"	51½"	48½"	8.5 yds.	-	139 lbs.	55.13'/1
419 mm	-	1311 mm	1308 mm	1241 mm	7.8 m	-	60.0 kg	1.56 cu.

COM	COL	1	2	3	4	5	6	7	8	9	10	11
2892	3062	3686	3818	3894	4045	4177	4234	4328	4460	4574	4706	5461

Privacy Modules

neighborhood 6039T



**90° Curved corner
Privacy connector
Fully upholstered
Saddle Stitched**

Non-marring adjustable glides
Pivoting connectors
Leather is not applicable on back and back side panels of privacy modules

When using a combination of fabrics, specify the application by designating the appropriate letter, shown below, on the purchase order. Yardage shown must be used.

See terms and conditions for contrasting upholstery upcharges.

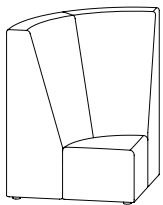
- A) One fabric or leather for seat
yardage: 2.5 yds. leather: 41.0 sq. ft.
- B) One fabric for back and back side panels
yardage: 8.0 yds.

SCS Indoor Advantage™ Gold and LEVEL® 2 certified. See terms and conditions for additional environmental information..

Seat Height	Arm Height	W	D	H	Fabric	Leather	Weight	Cubes/Qty
16½"	-	51½"	36½"	48¾"	9.5 yds.	-	107 lbs.	55.13'/1
419 mm	-	1308 mm	927 mm	1241 mm	8.7 m	-	48.5 kg	1.56 cu.

COM	COL	1	2	3	4	5	6	7	8	9	10	11
2660	2850	3547	3695	3779	3948	4096	4159	4265	4413	4539	4687	5532

neighborhood 6039TJ



**90° Curved corner
Privacy connector
Fully upholstered
Jump master stitched**

Non-marring adjustable glides
Pivoting connectors
Leather is not applicable on back and back side panels of privacy modules

When using a combination of fabrics, specify the application by designating the appropriate letter, shown below, on the purchase order. Yardage shown must be used.

See terms and conditions for contrasting upholstery upcharges.

- A) One fabric or leather for seat
yardage: 2.5 yds. leather: 41.0 sq. ft
- B) One fabric for back and back side panels
yardage: 8.0 yds.

SCS Indoor Advantage™ Gold and LEVEL® 2 certified. See terms and conditions for additional environmental information.

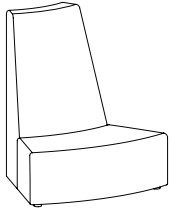
Jump Master Stitch Specification: Thread color must be specified. Reference Neighborhood/Stitching on BernhardtDesign.com for thread color options.

Seat Height	Arm Height	W	D	H	Fabric	Leather	Weight	Cubes/Qty
16½"	-	51 1/2"	36½"	48¾"	9.5 yds.	-	107 lbs.	55.13'/1
419 mm	-	1308 mm	927 mm	1241 mm	8.7 m	-	48.5 kg	1.56 cu.

COM	COL	1	2	3	4	5	6	7	8	9	10	11
2892	3082	3779	3927	4011	4180	4328	4391	4497	4645	4771	4919	5764

Privacy Modules

neighborhood 6040T



**45° Inverted curved
Privacy connector
Fully upholstered
Saddle stitched**

Non-marring adjustable glides
Pivoting connectors
Leather is not applicable on back and back side panels of privacy modules

When using a combination of fabrics, specify the application by designating the appropriate letter, shown below, on the purchase order. Yardage shown must be used.

See terms and conditions for contrasting upholstery upcharges.

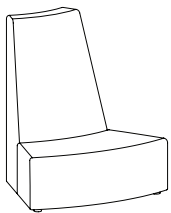
- A) One fabric or leather for seat
yardage: 3.5 yds. leather: 57.0 sq. ft.
- B) One fabric for back and back side panels
yardage: 4.0 yds.

SCS Indoor Advantage™ Gold and LEVEL® 2 certified. See terms and conditions for additional environmental information.

Seat Height	Arm Height	W	D	H	Fabric	Leather	Weight	Cubes/Qty
16½"	-	45⅞"	38¼"	48⅞"	6.5 yds.	-	99 lbs.	63.0'/1
419 mm	-	1165 mm	972 mm	1241 mm	6.0 m	-	44.9 kg	1.78 cu.

COM	COL	1	2	3	4	5	6	7	8	9	10	11
2503	2633	3110	3211	3269	3385	3486	3529	3601	3702	3789	3890	4468

neighborhood 6040TJ



**45° Inverted curved
Privacy connector
Fully upholstered
Jump master stitched**

Non-marring adjustable glides
Pivoting connectors
Leather is not applicable on back and back side panels of privacy modules

When using a combination of fabrics, specify the application by designating the appropriate letter, shown below, on the purchase order. Yardage shown must be used.

See terms and conditions for contrasting upholstery upcharges.

- A) One fabric or leather for seat
yardage: 3.5 yds. leather: 57.0 sq. ft.
- B) One fabric for back and back side panels
yardage: 4.0 yds.

SCS Indoor Advantage™ Gold and LEVEL® 2 certified. See terms and conditions for additional environmental information.


Jump Master Stitch Specification: Thread color must be specified. Reference Neighborhood/Stitching on BernhardtDesign.com for thread color options.

Seat Height	Arm Height	W	D	H	Fabric	Leather	Weight	Cubes/Qty
16½"	-	45⅞"	38¼"	48⅞"	6.5 yds.	-	99 lbs.	63.0'/1
419 mm		1165 mm	972 mm	1241 mm	6.0 m	-	44.9 kg	1.78 cu.

COM	COL	1	2	3	4	5	6	7	8	9	10	11
2660	2790	3267	3368	3426	3542	3643	3686	3758	3859	3946	4047	4625

Privacy Modules

neighborhood 6041T



**90° inverted curved
Privacy connector
Fully upholstered
Saddle stitched**

Non-marring adjustable glides
Pivoting connectors
Leather is not applicable on back and back side panels of privacy modules

When using a combination of fabrics, specify the application by designating the appropriate letter, shown below, on the purchase order. Yardage shown must be used.

See terms and conditions for contrasting upholstery upcharges.


- A) One fabric or leather for seat
yardage: 6.0 yds. leather: 98.0 sq. ft.
- B) One fabric for back and back side panels
yardage: 6.5 yds.

SCS Indoor Advantage™ Gold and LEVEL® 2 certified. See terms and conditions for additional environmental information

Seat Height	Arm Height	W	D	H	Fabric	Leather	Weight	Cubes/Qty
16½"	-	85½"	43½"	48⅞"	11.0 yds.	-	184 lbs.	135.0/1
419 mm	-	2172 mm	1105 mm	1241 mm	10.1 m	-	83.5kg	3.83 cu.

COM	COL	1	2	3	4	5	6	7	8	9	10	11
3752	3972	4779	4950	5048	5244	5415	5488	5610	5781	5928	6099	7077

neighborhood 6041TJ



**90° inverted curved
Privacy connector
Fully upholstered
Jump master stitched**

Non-marring adjustable glides
Pivoting connectors
Leather is not applicable on back and back side panels of privacy modules

When using a combination of fabrics, specify the application by designating the appropriate letter, shown below, on the purchase order. Yardage shown must be used.

See terms and conditions for contrasting upholstery upcharges.

- A) One fabric or leather for seat
yardage: 6.0 yds. leather: 98.0 sq. ft.
- B) One fabric for back and back side panels
yardage: 6.5 yds.

SCS Indoor Advantage™ Gold and LEVEL® 2 certified. See terms and conditions for additional environmental information.

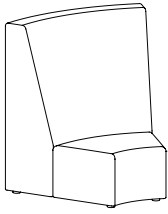
Jump Master Stitch Specification: Thread color must be specified. Reference Neighborhood/Stitching on BernhardtDesign.com for thread color options.

Seat Height	Arm Height	W	D	H	Fabric	Leather	Weight	Cubes/Qty
16½"	-	85½"	43½"	48⅞"	11.0 yds.	-	184 lbs.	135.0/1
419 mm	-	2172 mm	1105 mm	1241 mm	10.1 m	-	83.5kg	3.83 cu.

COM	COL	1	2	3	4	5	6	7	8	9	10	11
4064	4284	5091	5262	5360	5556	5727	5800	5922	6093	6240	6411	7389

Privacy Modules

neighborhood 6048T



45° Curved privacy connector
Fully upholstered
Saddle stitched

Non-marring adjustable glides
Pivoting connectors
Leather is not applicable on back and back side panels of privacy modules

When using a combination of fabrics or leathers, specify the application by designating the appropriate letter, shown below, on the purchase order. Yardage shown must be used.

See terms and conditions for contrasting upholstery upcharges.

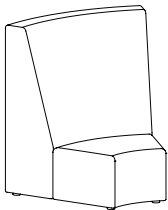
- A) One fabric of leather for seat
yardage: 3.0 yds. leather: 49.0 sq. ft.
- B) One fabric for back and back side panels
yardage: 6.0 yds.

SCS Indoor Advantage™ Gold and LEVEL® 2 certified. See terms and conditions for additional environmental information..

Seat Height	Arm Height	W	D	H	Fabric	Leather	Weight	Cubes/Qty
16½"	-	46"	38½"	48¾"	8.0 yds.	-	126 lbs.	54.0'/1
419 mm	-	1168 mm	978 mm	1241 mm	7.3 m	-	57.2 kg	1.53 cu.

COM	COL	1	2	3	4	5	6	7	8	9	10	11
2660	2820	3407	3532	3603	3745	3869	3923	4012	4136	4243	4367	5078

neighborhood 6048TJ



45° Curved privacy connector
Fully upholstered
Jump master stitched

Non-marring adjustable glides
Pivoting connectors
Leather is not applicable on back and back side panels of privacy modules

When using a combination of fabrics or leathers, specify the application by designating the appropriate letter, shown below, on the purchase order. Yardage shown must be used.

See terms and conditions for contrasting upholstery upcharges.

- A) One fabric or leather for seat
yardage: 3.0 yds. leather: 49.0 sq. ft.
- B) One fabric for back and back side panels
yardage: 6.0 yds.

SCS Indoor Advantage™ Gold and LEVEL® 2 certified. See terms and conditions for additional environmental information.

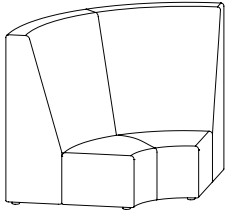
Jump Master Stitch Specification: Thread color must be specified. Reference Neighborhood/Stitching on BernhardtDesign.com for thread color options.

Seat Height	Arm Height	W	D	H	Fabric	Leather	Weight	Cubes/Qty
16½"	-	46"	38½"	48¾"	8.0 yds.	-	126 lbs.	54.0'/1
419 mm	-	1168 mm	978 mm	1241 mm	7.3 m	-	57.2 kg	1.53 cu.

COM	COL	1	2	3	4	5	6	7	8	9	10	11
2815	2975	3562	3687	3758	3900	4024	4078	4167	4291	4398	4522	5233

Privacy Modules

neighborhood 6049T



90° Curved privacy connector
Fully upholstered
Saddle stitched

Non-marring adjustable glides
Pivoting connectors
Leather is not applicable on back and back side panels of privacy modules

When using a combination of fabrics, specify the application by designating the appropriate letter, shown below, on the purchase order. Yardage shown must be used.

See terms and conditions for contrasting upholstery upcharges.

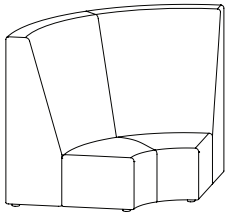
- A) One fabric or leather for seat
yardage: 4.0 yds. leather: 65.0 sq. ft.
- B) One fabric for back and back side panels
yardage: 8.0 yds.

SCS Indoor Advantage™ Gold and LEVEL® 2 certified. See terms and conditions for additional environmental information.

Seat Height	Arm Height	W	D	H	Fabric	Leather	Weight	Cubes/Qty
16½"	-	73½"	41½"	48¾"	10.5 yds.	-	191 lbs.	162.0'/1
419 mm	-	1867 mm	1045 mm	1241 mm	9.6 m	-	86.6 kg	4.59 cu.

COM	COL	1	2	3	4	5	6	7	8	9	10	11
3752	3962	4732	4896	4989	5176	5339	5409	5526	5689	5829	5992	6926

neighborhood 6049TJ



90° Curved privacy connector
Fully upholstered
Jump master stitched

Non-marring adjustable glides
Pivoting connectors
Leather is not applicable on back and back side panels of privacy modules

When using a combination of fabrics, specify the application by designating the appropriate letter, shown below, on the purchase order. Yardage shown must be used.

See terms and conditions for contrasting upholstery upcharges.

- A) One fabric or leather for seat
yardage: 4.0 yds. leather: 65.0 sq. ft.
- B) One fabric for back and back side panels
yardage: 8.0 yds.

SCS Indoor Advantage™ Gold and LEVEL® 2 certified. See terms and conditions for additional environmental information.

Jump Master Stitch Specification: Thread color must be specified. Reference Neighborhood/Stitching on BernhardtDesign.com for thread color options.

Seat Height	Arm Height	W	D	H	Fabric	Leather	Weight	Cubes/Qty
16½"	-	73½"	41½"	48¾"	10.5 yds.	-	191 lbs.	162.0'/1
419 mm	-	1867 mm	1045 mm	1241 mm	9.6 m	-	86.6 kg	4.59 cu.

COM	COL	1	2	3	4	5	6	7	8	9	10	11
4064	4274	5044	5208	5301	5488	5651	5721	5838	6001	6141	6304	7238