

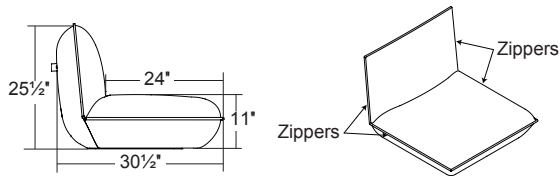
Zip Seating System Specification Guide

Zip is a modular seating product comprised of single and corner seat modules which may be used interchangeably to create different configurations. To select the modules that are appropriate for your application use the guide below. Zippers on the sides interlock pieces to create expandable modular configurations.

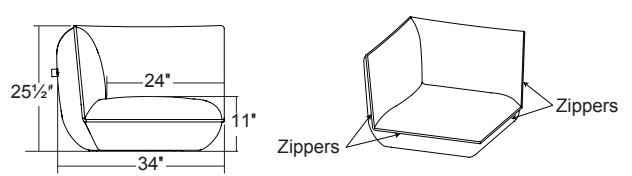
Zip is fully upholstered with flange stitch detailing and handles attached to the back. Handles are available in black or brown belting leather, fabric, leather alternatives and leather. Non-slip fabric applied to bottom. When ordering multi-item configurations, please provide the total COM

yardage from the same dye lot in a continuous roll(s). *All COM/COL fabrics must be preapproved by Bernhardt Design prior to application. See terms and conditions for instructions on tagging COM.

Please visit Bernhardtdesign.com for a complete library of 2D, 3D and Revit models. You may also contact your local sales representative or the Bernhardt Design corporate office for specification assistance. SCS Indoor Advantage™ Gold and LEVEL® 2 certified. See terms and conditions for additional environmental information.



Single Seat

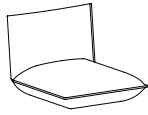


Corner Seat

Zip Seating System Sample Configurations

		Sku	Description
1		5871	Corner Seat (2)
2		5871 5870 5871	Corner Seat Single Seat Corner Seat
3		5871 5870 5871 5870 5871	Corner Seat Single Seat Corner Seat Single Seat Corner Seat
4		5870 5871 5870 5871 5870	Single Seat (2) Corner Seat Single Seat (2) Corner Seat Single Seat (2)

zip 5870B



Fully upholstered with handle

- Leather handle
- Flange detail
- Zipper attaches adjoining pieces
- Non-slip base surface

Inside seat depth: 24" (610 mm)

SCS Indoor Advantage™ Gold and LEVEL® 2 certified. See terms and conditions for additional finish and environmental information.

Seat Height	Arm Height	W	D	H	Fabric	Leather	Weight	Cubes/Qty
11"	-	30½"	34"	25½"	4.8 yds.	78.0'	49 lbs.	36.08'/1
279 mm	-	775 mm	864 mm	648 mm	4.4 m	7.2 sqm	22.3 kg	1.02 cu.

COM	COL	1	2	3	4	5	6	7	8	9	10	11
1860	1956	2308	2362	2415	2479	2532	2586	2628	2682	2746	2799	3162

sku

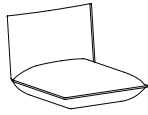
5	8	7	0	B								

handle

L												
R												

black belting
brown belting

zip 5870C



Fully upholstered with handle

- Fabric or leather handle
- Flange detail
- Zipper attaches adjoining pieces
- Non-slip base surface

Inside seat depth: 24"

Contrasting Handle Specification: Handle is a different fabric or leather. For contrasting handle, the following yardage must be used and upcharges apply.

See terms and conditions for contrasting fabric upcharges.

- A) One fabric or leather for body
yardage: 4.8 yds. leather: 78.0 sq. ft.
- B) One fabric for 1-20 handles or leather for 1-45 handles
yardage: 1.0 yds. leather: 20.0 sq. ft.

SCS Indoor Advantage™ Gold and LEVEL® 2 certified. See terms and conditions for instructions for additional environmental information..

Seat Height	Arm Height	W	D	H	Fabric	Leather	Weight	Cubes/Qty
11"	-	30½"	34"	25½"	4.8 yds.	78.0'	49 lbs.	36.08'/1
279 mm	-	775 mm	864 mm	648 mm	4.4 m	7.2 sqm	22.3 kg	36.08'/1

COM	COL	1	2	3	4	5	6	7	8	9	10	11
2091	2187	2539	2593	2646	2710	2763	2817	2859	2913	2977	3030	3393

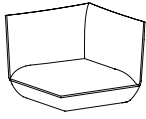
sku

5	8	7	0	C								

handle

M	fabric											
L	leather											

zip 5871B



Corner seat with handle
Fully upholstered

Leather handle
Flange stitich
Zipper attaches adjoining pieces
Non-slip base surface

Inside seat depth: 24"

SCS Indoor Advantage™ Gold and LEVEL® 2 certified. See terms and conditions for instructions for additional environmental information.

Seat Height	Arm Height	W	D	H	Fabric	Leather	Weight	Cubes/Qty
11"	-	34"	34"	25½"	6.5 yds.	110.0'	67 lbs.	36.08/1
279 mm	-	864 mm	864 mm	648 mm	5.9 m	10.2 sqm	30.5 kg	1.02 cu.

COM	COL	1	2	3	4	5	6	7	8	9	10	11
2478	2608	3085	3157	3230	3316	3388	3461	3518	3591	3677	3750	4241

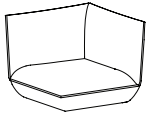
sku

5	8	7	1	B								

handle

L	black	belting										
R	brown	belting										

zip 5871C



Corner seat
Fully upholstered

Fabric or leather handle
Flange detail
Zipper attaches adjoining pieces
Non-slip base surface

Inside seat depth: 24"

Contrasting Handle Specification: Handle is a different fabric or leather. For contrasting handle, the following yardage must be used and upcharges apply.

See terms and conditions for contrasting upholstery upcharges.

- A) One fabric or leather for body
yardage: 6.5 yds. leather: 1 10.0 sq. ft.
- B) One fabric for 1-20 handles or leather for 1-45 handles
yardage: 1.0 yds. leather: 20.0 sq. ft.

SCS Indoor Advantage™ Gold and LEVEL® 2 certified. See terms and conditions for additional environmental information.

Seat Height	Arm Height	W	D	H	Fabric	Leather	Weight	Cubes/Qty
11"	-	34"	34"	25½"	6.5 yds.	110.0'	67 lbs.	36.08'/1
279 mm	-	864 mm	864 mm	648 mm	5.9 m	10.2 sqm	30.5 kg	1.02 cu.

COM	COL	1	2	3	4	5	6	7	8	9	10	11
2711	2841	3318	3390	3463	3549	3621	3694	3751	3824	3910	3983	4474

sku

5	8	7	1	C								

handle

M	fabric handle
L	leather handle