

Standard Features

Marlowe Drum Tables

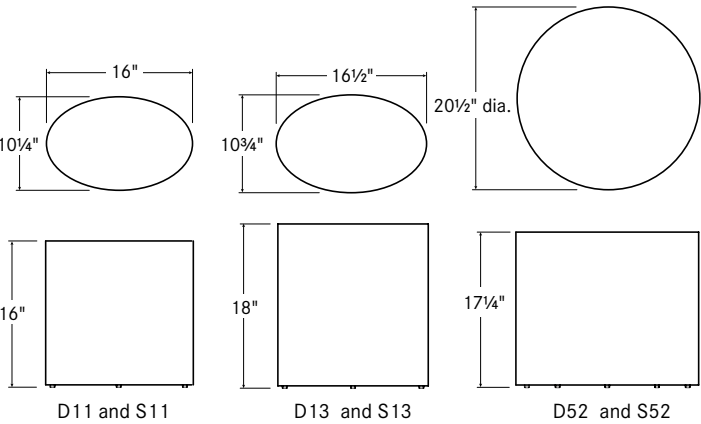


The Marlowe drum table is part of the Marlowe occasional table collection that features uniquely designed coffee and drum tables.

Marlowe drum tables are fully enclosed tables available in either ash veneer or brushed stainless steel. The stainless steel tables feature two finishes: brushed graphite and brushed brass. Tables are available in three sizes: 16" x 10¼" oval, 16½" x 10¾" oval and 20½" round.

Bases available with non-marring glides.

Drum Tables Overview

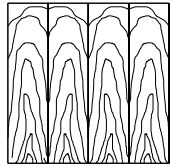


Veneer Selections

When specifying light finishes the natural characteristics of the wood will be visible and color will vary.

ASH Ash

Flat Cut



Standard Finish

871	870	839
837	860	861
865	836	866
872	805	845

ASH Select Finishes

M73	M72	M75
M74	M76	M77
M71		



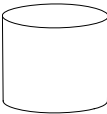
Metal Base Finish Selections

- BB Brushed Graphite
- B1 Brushed Brass

Note: Metal finish colors may vary between separately ordered skus.





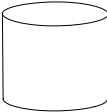
Ash veneer.

description		sku	w	d	h	weight	price
	oval occasional table	D11	16	10¼	16	23	\$ 2065
	ash veneer						
	oval occasional table	D13	16½	10¾	18	26	2212
	ash veneer						
	round occasional table	D52	20½	20½	17¼	22	2360
	ash veneer						

series	sku	finish
marlowe		see marlowe finishes
M L S -	-	



Brushed graphite or brushed brass.

description		sku	w	d	h	weight	price	
	oval occasional table	S11	16	10¼	16	38	\$1034	
	brushed graphite or brushed brass							
	oval occasional table	S13	16½	10¾	18	44	1181	
	brushed graphite or brushed brass							
	round occasional table	S52	20½	20½	17¼	25	1474	
	brushed graphite or brushed brass							

series	sku	finish
marlowe		BB brushed graphite B1 brushed brass
M L S -	-	

Standard Features

Marlowe Coffee Tables



The Marlowe coffee table is part of the Marlowe occasional table collection that features uniquely designed coffee and drum tables.

Marlowe coffee tables feature ash veneer or polished white quartz tops available with stainless steel bases in two finishes: brushed graphite and brushed brass. The 15"h coffee table is available in 48"d and 54"d sizes.

Bases available with non-marring glides.

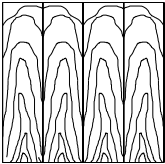
Veneer Selections

When specifying light finishes the natural characteristics of the wood will be visible and color will vary.

Top Selection

ASH Ash

Flat Cut



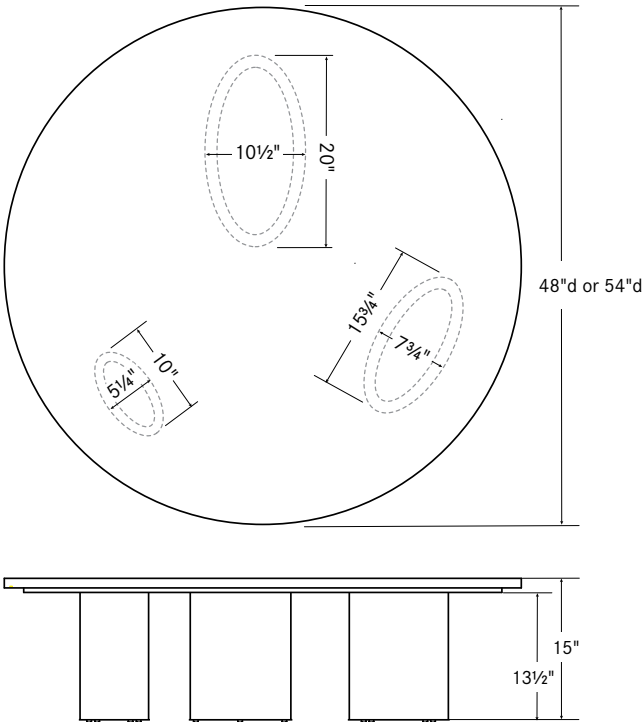
Standard Finish

871	870	839
837	860	861
865	836	866
872	805	845

ASH Select Finishes

M73	M72	M75
M74	M76	M77
M71		

Coffee Tables Overview



Solid Surface Selection - Tops Only




Corian® Quartz
Ethereal White - Polished

Edge Profiles

Veneer



Quartz



Base Finish Selections

- BB Brushed Graphite
- B1 Brushed Brass

Note: Metal finish colors may vary between separately ordered skus.



Ash veneer top.
Stainless steel base with brushed
graphite or brushed brass finish.

description		sku	w	d	h	weight	price	
	round coffee table	DC0	48	48	15	75	\$ 4274	
	ash veneer top for brushed graphite finish specify BB for brushed brass finish specify B1							
	round coffee table	DD0	54	54	15	129	4717	
	ash veneer top for brushed graphite finish specify BB for brushed brass finish specify B1							

series	sku	base finish	top finish
marlowe		BB brushed graphite B1 brushed brass	see marlowe finishes
M L S -	-	-	



Quartz top.
Stainless steel base with brushed
graphite or brushed brass finish.

description		sku	w	d	h	weight	price	
	round coffee table	TC0	48	48	15	207	\$ 12081	
	polished white quartz top for brushed graphite finish specify BB for brushed brass finish specify B1							
	round coffee table	TB0	54	54	15	233	14145	
	polished white quartz top for brushed graphite finish specify BB for brushed brass finish specify B1							

series	sku	base finish
marlowe		BB brushed graphite B1 brushed brass
M L S -	-	