

Colours Seating System Specification Guide

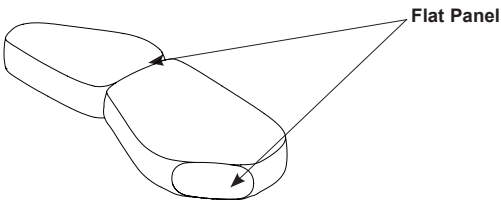
Colours is a modular seating product comprised of 13 unique modules which may be used interchangeably to create an unlimited number of configurations. To select the modules that are appropriate for your application use the guide below.

Colours is fully upholstered with saddle stitch detailing. Fabric and vinyl applications will be railroaded. Leather will incorporate saddle stitch seams on the top panel. When ordering multi-item configurations, please provide the total COM yardage from the same dye lot in a continuous roll(s). Non-marring glides with vinyl sleeves prevent the units from sliding on smooth surfaces.

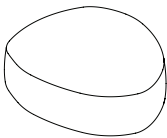
Due to the organic shapes, the dimensions can vary depending on the orientation of the product. Therefore, a maximum dimension is provided in the price list information. The 2D models provide dimensioned drawings of Colours. Consult [Bernhardtdesign.com](http://Bernhardtdesign.com) for a complete library of 2D, 3D and Revit models.

SCS Indoor Advantage™ Gold and LEVEL® 2 certified. See terms and conditions for additional environmental information. Contact your local sales representative or the Bernhard Design corporate office for specification assistance.

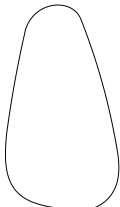
Connecting Modules



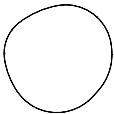
Non-Connecting Modules



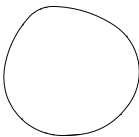
Non-Connecting Modules



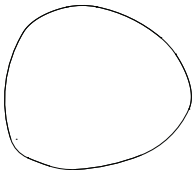
Colours 1  
4831



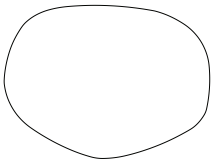
Colours 13  
4843



Colours 2  
4832

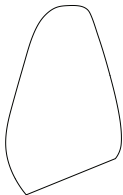


Colours 3  
4833

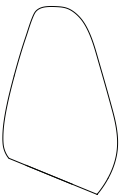


Colours 4  
4834

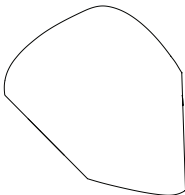
Connecting Modules



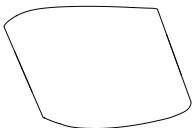
Colours 5  
4835



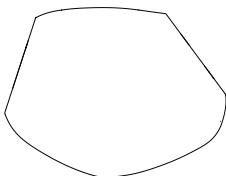
Colours 6  
4836



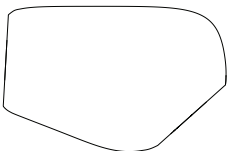
Colours 7  
4837



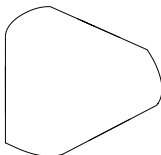
Colours 8  
4838



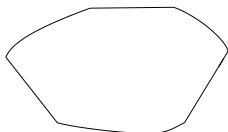
Colours 9  
4839



Colours 10  
4840



Colours 11  
4841

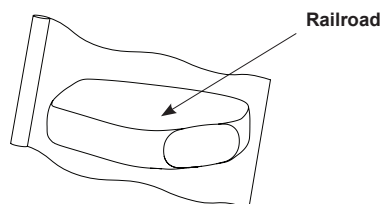
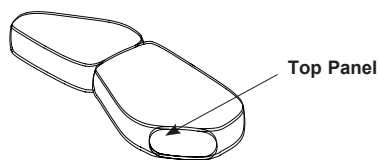


Colours 12  
4842

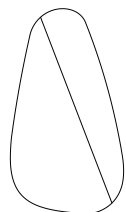
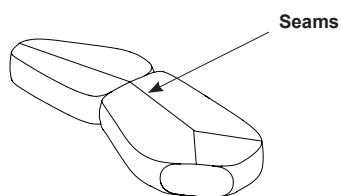
**Colours - Fabric Application**

Fabric covers incorporate seamless top panels. Fabric will be Railroaded on the top panel for all skus.

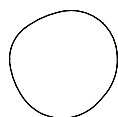
Striped or plaid fabrics and certain patterns with distinct direction are not suitable for application. Solids, textures and leathers are recommended.

**Colours - Leather Application**

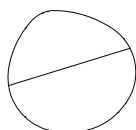
Leather covers incorporate saddle stitch seams on the top panel. See diagrams below, noting seam locations for each sku.



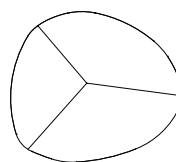
**Colours 1**  
4831



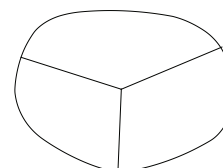
**Colours 13**  
4843  
No Seam



**Colours 2**  
4832



**Colours 3**  
4833



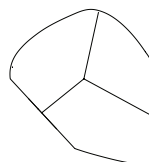
**Colours 4**  
4834

**Connecting Modules**

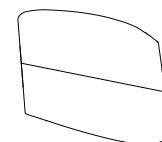
**Colours 5**  
4835



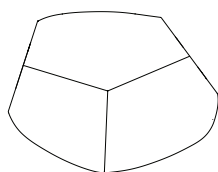
**Colours 6**  
4836



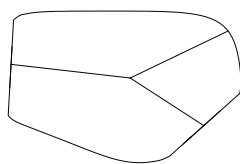
**Colours 7**  
4837



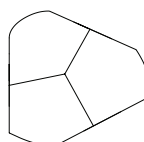
**Colours 8**  
4838



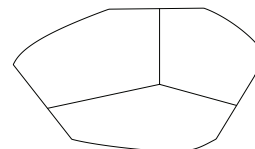
**Colours 9**  
4839



**Colours 10**  
4840

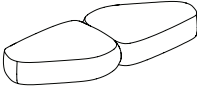
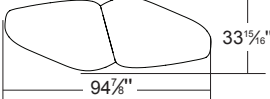
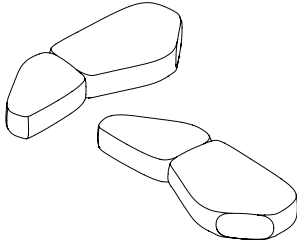
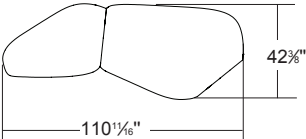
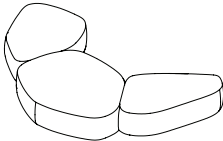
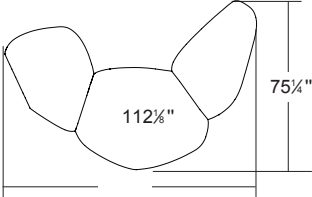
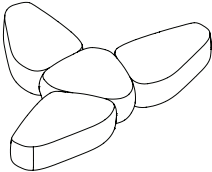
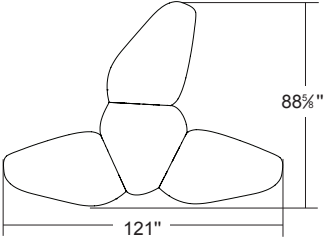
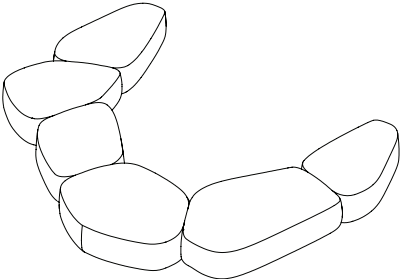
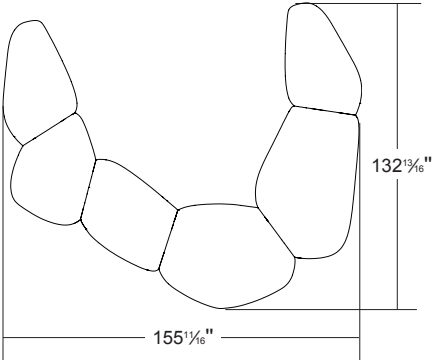


**Colours 11**  
4841



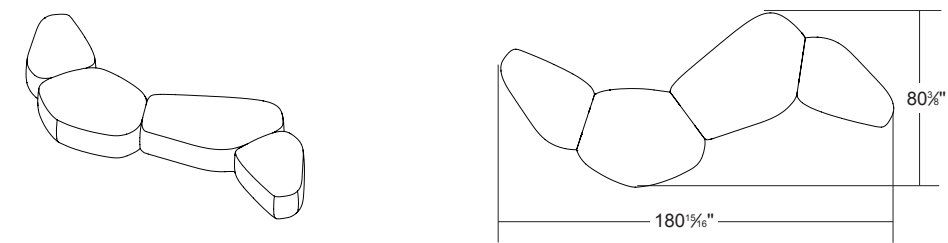
**Colours 12**  
4842

Colours Seating System Sample Configurations

	Sku	Description
1	4835	Colours 5 (2)
		
2	4836 4840	Colours 6 Colours 10
		
3	4837 4839 4836	Colours 7 Colours 9 Colours 6
		
4	4835 4841 4835 4836	Colours 5 Colours 11 Colours 5 Colours 6
		
5	4835 4837 4838 4839 4840 4836	Colours 5 Colours 7 Colours 8 Colours 9 Colours 10 Colours 6
		

Colours Seating System Sample Configurations

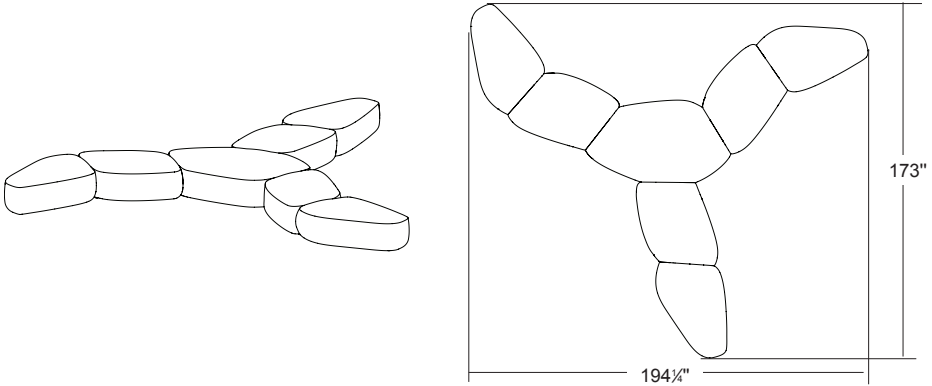
6



Sku Description


- 4835 Colours 5
- 4839 Colours 9
- 4840 Colours 10
- 4835 Colours 5

7



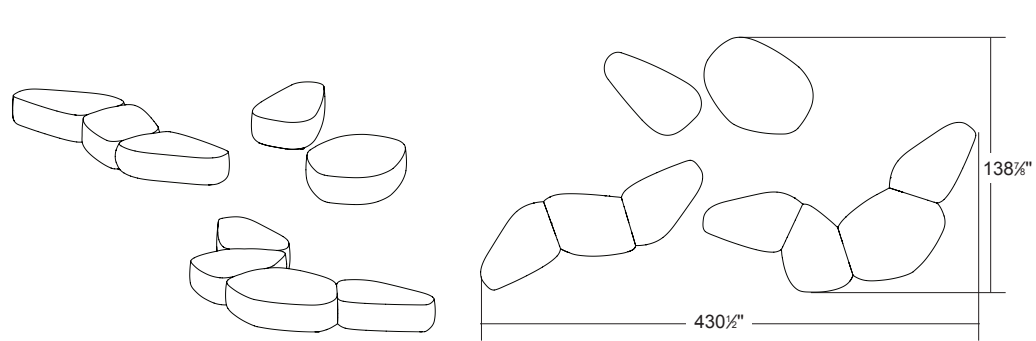
- 4835 Colours 5
- 4838 Colours 8
- 4842 Colours 12
- 4838 Colours 8
- 4835 Colours 5
- 4838 Colours 8
- 4836 Colours 6

8



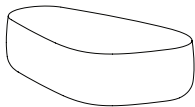
- 4836 Colours 6
- 4839 Colours 9
- 4840 Colours 10
- 4838 Colours 8
- 4836 Colours 6

9



- (Top)
- 4831 Colours 1
- 4834 Colours 4
- (Bottom Left)
- 4836 Colours 6
- 4838 Colours 8
- 4836 Colours 6
- (Bottom Right)
- 4836 Colours 6
- 4837 Colours 7
- 4839 Colours 9
- 4835 Colours 5

## colours 1 4831


**Non-connecting module**  
**Freestanding only**  
**Fully upholstered**  
**Saddle stitch detail**

Fabric railroaded  
 Leather has seamed top

Striped or plaid fabrics and certain patterns with distinct direction are not suitable for application. Solids, textures and leathers are recommended.

When using a combination of fabrics or leathers, specify the application by designating the appropriate letter, shown below, on the purchase order. Yardage shown must be used.

See terms and conditions for contrasting upholstery upcharges.

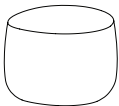
- A) One fabric or leather for top panel  
 yardage: 2.0 yds. leather: 35.0 sq. ft.  
 B) One fabric or leather for body  
 yardage: 2.75 yds. leather: 45. sq. ft.

SCS Indoor Advantage™ Gold and LEVEL® 2 certified. See terms and conditions for additional environmental information.

Seat Height	Max. Dim.	W	D	H	Fabric	Leather	Weight	Cubes/Qty
16½"	56½"	33½"	59¼"	16½"	3.75 yds.	70.0'	75 lbs.	80.66'/1
419 mm	1445 mm	851 mm	1505 mm	419 mm	3.4 m	6.5 sqm	34.0 kg	2.3 cu.

COM	COL	1	2	3	4	5	6	7	8	9	10	11
2383	2458	2750	2817	2850	2917	2983	3008	3067	3117	3175	3250	3542

## colours 13 4843


**Non-connecting module**  
**Freestanding only**  
**Fully upholstered**  
**Saddle stitch detail**

Fabric railroaded  
 Leather has seamed top

Striped or plaid fabrics and certain patterns with distinct direction are not suitable for application. Solids, textures and leathers are recommended.

When using a combination of fabrics or leathers, specify the application by designating the appropriate letter, shown below, on the purchase order. Yardage shown must be used.

See terms and conditions for contrasting upholstery upcharges.

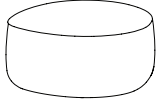
- A) One fabric or leather for top panel  
 yardage: 1.0 yds. leather: 14.0 sq. ft.  
 B) One fabric or leather for body  
 yardage: 1.75 yds. leather: 20.0 sq. ft.

SCS Indoor Advantage™ Gold and LEVEL® 2 certified. See terms and conditions for additional environmental information.

Seat Height	Max. Dim.	W	D	H	Fabric	Leather	Weight	Cubes/Qty
17½"	22½"	22½"	22½"	17½"	2.25 yds.	25.0'	23 lbs.	11.45'/1
445 mm	575 mm	575 mm	572 mm	445 mm	2.1 m	2.3 sqm	10.4 kg	.32 cu.

COM	COL	1	2	3	4	5	6	7	8	9	10	11
1140	1185	1360	1400	1420	1460	1500	1515	1550	1580	1615	1660	1835

## colours 2 4832


**Non-connecting module**  
**Freestanding only**  
**Fully upholstered**  
**Saddle stitch detail**

Fabric railroaded  
 Leather has seamed top

Striped or plaid fabrics and certain patterns with distinct direction are not suitable for application. Solids, textures and leathers are recommended.

When using a combination of fabrics or leathers, specify the application by designating the appropriate letter, shown below, on the purchase order. Yardage shown must be used.

See terms and conditions for contrasting upholstery upcharges.

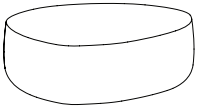
- A) One fabric or leather for top panel  
 yardage: 1.75 yds. leather: 30.00 sq. ft.  
 B) One fabric or leather for body  
 yardage: 2.1 yds. leather: 40.0 sq. ft.

SCS Indoor Advantage™ Gold and LEVEL® 2 certified. See terms and conditions for additional environmental information.

Seat Height	Max. Dim.	W	D	H	Fabric	Leather	Weight	Cubes/Qty
16½"	31¼"	32⅞"	31⅞"	16½"	3.6 yds.	65.0'	40 lbs.	22.88'/1
419 mm	794 mm	835 mm	803 mm	419 mm	3.1 m	6.0 sqm	18.1 kg	.65 cu.

COM	COL	1	2	3	4	5	6	7	8	9	10	11
2019	2091	2371	2435	2467	2531	2595	2619	2675	2723	2779	2851	3131

## colours 3 4833


**Non-connecting module**  
**Freestanding only**  
**Fully upholstered**  
**Saddle stitch detail**

Fabric railroaded  
 Leather has seamed top

Striped or plaid fabrics and certain patterns with distinct direction are not suitable for application. Solids, textures and leathers are recommended.

When using a combination of fabrics or leathers, specify the application by designating the appropriate letter, shown below, on the purchase order. Yardage shown must be used.

See terms and conditions for contrasting upholstery upcharges.

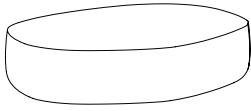
- A) One fabric or leather for top panel  
 yardage: 1.55 yds. leather: 30.0 sq. ft.  
 B) One fabric or leather for body  
 yardage: 2.1 yds. leather: 34.0 sq. ft.

SCS Indoor Advantage™ Gold and LEVEL® 2 certified. See terms and conditions for additional environmental information.

Seat Height	Max. Dim.	W	D	H	Fabric	Leather	Weight	Cubes/Qty
16½"	43¾"	43¾"	38⅞"	16½"	3.5 yds.	56.7'	71 lbs.	42.66'/1
419 mm	1102 mm	1111 mm	975 mm	419 mm	3.2 m	5.3 sqm	32.2 kg	1.2 cu.

COM	COL	1	2	3	4	5	6	7	8	9	10	11
2747	2817	3090	3152	3183	3245	3307	3331	3385	3432	3486	3556	3829

## colours 4 4834


**Non-connecting module**  
**Freestanding only**  
**Fully upholstered**  
**Saddle stitched detail**

Fabric railroaded  
 Leather has seamed top

Striped or plaid fabrics and certain patterns with distinct direction are not suitable for application. Solids, textures and leathers are recommended.

When using a combination of fabrics or leathers, specify the application by designating the appropriate letter, shown below, on the purchase order. Yardage shown must be used.

See terms and conditions for contrasting upholstery upcharges.

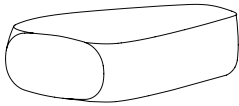
- A) One fabric or leather for top panel  
 yardage: 2.0 yds. leather: 35.0 sq. ft.  
 B) One fabric or leather for body  
 yardage: 3.75 yds. leather: 60.0 sq. ft.

SCS Indoor Advantage™ Gold and LEVEL® 2 certified. See terms and conditions for additional environmental information.

Seat Height	Max. Dim.	W	D	H	Fabric	Leather	Weight	Cubes/Qty
16½"	60⅞"	61½"	45⅞"	16½"	5.75 yds.	95.0'	85 lbs.	80.66'/1
419 mm	1546 mm	1562 mm	1165 mm	419 mm	5.3 m	8.8 sqm	38.0 kg	2.3 cu.

COM	COL	1	2	3	4	5	6	7	8	9	10	11
3297	3412	3860	3962	4013	4115	4217	4256	4345	4422	4511	4626	5074

## colours 5 4835


**Connecting module**  
**Fully upholstered**  
**Saddle stitch detail**

Fabric railroaded  
 Leather has seamed top

Striped or plaid fabrics and certain patterns with distinct direction are not suitable for application. Solids, textures and leathers are recommended.

When using a combination of fabrics or leathers, specify the application by designating the appropriate letter, shown below, on the purchase order. Yardage shown must be used.

See terms and conditions for contrasting upholstery upcharges.

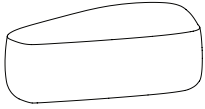
- A) One fabric or leather for top panel  
 yardage: 1.75 yds. leather: 30.0 sq. ft.  
 B) One fabric or leather for body  
 yardage: 2.6 yds. leather: 40.0 sq. ft.

SCS Indoor Advantage™ Gold and LEVEL® 2 certified. See terms and conditions for additional environmental information.

Seat Height	Max. Dim.	W	D	H	Fabric	Leather	Weight	Cubes/Qty
16½"	52¾"	33"	52¾"	16½"	3.6 yds.	65.0'	51 lbs.	23.14'/1
419 mm	1340 mm	838 mm	1340 mm	419 mm	3.3 m	6.0 sqm	23.2 kg	.66 cu.

COM	COL	1	2	3	4	5	6	7	8	9	10	11
2383	2455	2735	2799	2831	2895	2959	2983	3039	3087	3143	3215	3495

## colours 6 4836


**Connecting module**  
**Fully upholstered**  
**Saddle stitch detail**

Fabric railroaded  
 Leather has seamed top

Striped or plaid fabrics and certain patterns with distinct direction are not suitable for application. Solids, textures and leathers are recommended.

When using a combination of fabrics or leathers, specify the application by designating the appropriate letter, shown below, on the purchase order. Yardage shown must be used.

See terms and conditions for contrasting upholstery upcharges.

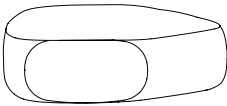
- A) One fabric or leather for top panel  
 yardage: 1.75 yds. leather: 30.0 sq. ft.  
 B) One fabric or leather for body  
 yardage: 2.6 yds. leather: 40.0 sq. ft.

SCS Indoor Advantage™ Gold and LEVEL® 2 certified. See terms and conditions for additional environmental information.

Seat Height	Max. Dim.	W	D	H	Fabric	Leather	Weight	Cubes/Qty
16½"	52¾"	33"	52¾"	16½"	3.6 yds.	65.0'	51 lbs.	23.14'/1
419 mm	1340 mm	838 mm	1340 mm	419 mm	3.3 m	6.0 sqm	23.2 kg	.66 cu.

COM	COL	1	2	3	4	5	6	7	8	9	10	11
2383	2455	2735	2799	2831	2895	2959	2983	3039	3087	3143	3215	3495

## colours 7 4837


**Connecting module**  
**Fully upholstered**  
**Saddle stitch detail**

Fabric railroaded  
 Leather has seamed top

Striped or plaid fabrics and certain patterns with distinct direction are not suitable for application. Solids, textures and leathers are recommended.

When using a combination of fabrics or leathers, specify the application by designating the appropriate letter, shown below, on the purchase order. Yardage shown must be used.

See terms and conditions for contrasting upholstery upcharges.

- A) One fabric or leather for top panel  
 yardage: 1.75 yds. leather: 30.0 sq. ft.  
 B) One fabric or leather for body  
 yardage: 2.75 yds. leather: 40.0 sq. ft.

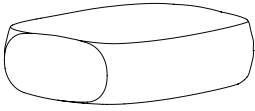
SCS Indoor Advantage™ Gold and LEVEL® 2 certified. See terms and conditions for additional environmental information.

Seat Height	Max. Dim.	W	D	H	Fabric	Leather	Weight	Cubes/Qty
16½"	48¾"	48¾"	33¾"	16½"	3.75 yds.	70.0'	51 lbs.	23.14'/1
419 mm	1241 mm	1241 mm	857 mm	419 mm	3.4 m	6.5 sqm	23.2 kg	.66 cu.

COM	COL	1	2	3	4	5	6	7	8	9	10	11
2747	2822	3114	3181	3214	3281	3347	3372	3431	3481	3539	3614	3906



## colours 8 4838


**Connecting module**  
**Fully upholstered**  
**Saddle stitch detail**

Fabric railroaded  
 Leather has seamed top

Striped or plaid fabrics and certain patterns with distinct direction are not suitable for application. Solids, textures and leathers are recommended.

When using a combination of fabrics or leathers, specify the application by designating the appropriate letter, shown below, on the purchase order. Yardage shown must be used.

See terms and conditions for contrasting upholstery upcharges.

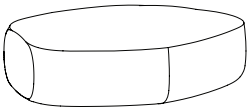
- A) One fabric or leather for top panel  
 yardage: 1.75 yds. leather: 30.0 sq. ft.  
 B) One fabric or leather for body  
 yardage: 2.65 yds. leather: 30.0 sq. ft.

SCS Indoor Advantage™ Gold and LEVEL® 2 certified. See terms and conditions for additional environmental information.

Seat Height	Max. Dim.	W	D	H	Fabric	Leather	Weight	Cubes/Qty
16½"	54¾"	50¾"	33"	16½"	4.1 yds.	70.0'	51 lbs.	23.14'/1
419 mm	1387 mm	1280 mm	838 mm	419 mm	3.7 m	6.5 sqm	23.2 kg	.66 cu.

COM	COL	1	2	3	4	5	6	7	8	9	10	11
2199	2281	2600	2673	2710	2783	2855	2883	2947	3001	3065	3147	3466

## colours 9 4839


**Connecting module**  
**Fully upholstered**  
**Saddle stitch detail**

Fabric railroaded  
 Leather has seamed top

Striped or plaid fabrics and certain patterns with distinct direction are not suitable for application. Solids, textures and leathers are recommended.

When using a combination of fabrics or leathers, specify the application by designating the appropriate letter, shown below, on the purchase order. Yardage shown must be used.

See terms and conditions for contrasting upholstery upcharges.

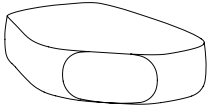
- A) One fabric or leather for top panel  
 yardage: 2.0 yds. leather: 32.0 sq. ft.  
 B) One fabric or leather for body  
 yardage: 3.6 yds. leather: 65.0 sq. ft.

SCS Indoor Advantage™ Gold and LEVEL® 2 certified. See terms and conditions for additional environmental information.

Seat Height	Max. Dim.	W	D	H	Fabric	Leather	Weight	Cubes/Qty
16½"	59¾"	59¾"	45¼"	16½"	5.25 yds.	90.0'	86 lbs.	80.66'/1
419 mm	1508 mm	1508 mm	1162 mm	419 mm	4.8 m	8.4 sqm	39.0 kg	2.3 cu.

COM	COL	1	2	3	4	5	6	7	8	9	10	11
3297	3402	3811	3904	3951	4044	4137	4172	4254	4324	4406	4511	4919

## colours 10 4840


**Connecting module**  
**Fully upholstered**  
**Saddle stitch detail**

Fabric railroaded  
 Leather has seamed top

Striped or plaid fabrics and certain patterns with distinct direction are not suitable for application. Solids, textures and leathers are recommended.

When using a combination of fabrics or leathers, specify the application by designating the appropriate letter, shown below, on the purchase order. Yardage shown must be used.

See terms and conditions for contrasting upholstery upcharges.

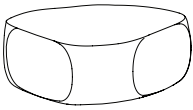
- A) One fabric or leather for top panel  
 yardage: 2.25 yds. leather: 40.0 sq. ft.  
 B) One fabric or leather for body  
 yardage: 3.0 yds. leather: 50.0 sq. ft.

SCS Indoor Advantage™ Gold and LEVEL® 2 certified. See terms and conditions for additional environmental information.

Seat Height	Max. Dim.	W	D	H	Fabric	Leather	Weight	Cubes/Qty
16½"	66¾"	65¾"	42¾"	16½"	5.5 yds.	85.0'	93 lbs.	80.66'/1
419 mm	1695 mm	1667 mm	1086 mm	419 mm	5.0 m	7.9 sqm	42.2 kg	2.3 cu.

COM	COL	1	2	3	4	5	6	7	8	9	10	11
3662	3772	4200	4298	4347	4445	4542	4579	4665	4738	4824	4934	5361

## colours 11 4841


**Connecting module**  
**Fully upholstered**  
**Saddle stitch detail**

Fabric railroaded  
 Leather has seamed top

Striped or plaid fabrics and certain patterns with distinct direction are not suitable for application. Solids, textures and leathers are recommended.

When using a combination of fabrics or leathers, specify the application by designating the appropriate letter, shown below, on the purchase order. Yardage shown must be used.

See terms and conditions for contrasting upholstery upcharges.

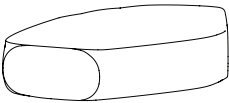
- A) One fabric or leather for top panel  
 yardage: 1.5 yds. leather: 25.0 sq. ft.  
 B) One fabric or leather for body  
 yardage: 2.0 yds. leather: 32.0 sq. ft.

SCS Indoor Advantage™ Gold and LEVEL® 2 certified. See terms and conditions for additional environmental information.

Seat Height	Max. Dim.	W	D	H	Fabric	Leather	Weight	Cubes/Qty
16½"	42¾"	38½"	37¾"	16½"	3.5 yds.	57.0'	65 lbs.	42.66'/1
419 mm	1089 mm	978 mm	949 mm	419 mm	3.2 m	5.3 sqm	29.5 kg	1.2 cu.

COM	COL	1	2	3	4	5	6	7	8	9	10	11
2019	2089	2362	2424	2455	2517	2579	2603	2657	2704	2758	2828	3101

colours 12 4842



Connecting module  
Fully upholstered  
Saddle stitch detail

Fabric railroaded  
Leather has seamed top

Striped or plaid fabrics and certain patterns with distinct direction are not suitable for application. Solids, textures and leathers are recommended.

When using a combination of fabrics or leathers, specify the application by designating the appropriate letter, shown below, on the purchase order. Yardage shown must be used.

See terms and conditions for contrasting upholstery upcharges.

- A) One fabric or leather for top panel  
yardage: 2.4 yds. leather: 40.0 sq. ft.  
B) One fabric or leather for body  
yardage: 3.5 yds. leather: 50.0 sq. ft.

SCS Indoor Advantage™ Gold and LEVEL® 2 certified. See terms and conditions for additional environmental information.

Seat Height	Max. Dim.	W	D	H	Fabric	Leather	Weight	Cubes/Qty
16½"	70¾"	70¾"	41¼"	16½"	5.5 yds.	90.0'	90 lbs.	80.66'/1
419 mm	1797 mm	1797 mm	1048 mm	419 mm	5.0 m	8.4 sqm	40.8 kg	2.3 cu.

COM	COL	1	2	3	4	5	6	7	8	9	10	11
3662	3772	4200	4298	4347	4445	4542	4579	4665	4738	4824	4934	5361