



holden lounge modular seating collection

Holden Seating System Specification Guide

Standard Features



The Holden modular seating system is comprised of 13 skus that can be used in multiple ways to create unique seating environments. Included within the collection are two freestanding skus and 11 connecting modules. Freestanding options are not available for the connecting modules.


Holden is upholstered and features polished aluminum legs that are available in all Bernhardt standard powder coat finishes. Each unit comes standard with a non-marring leveler pre-installed.

Module configurations connect via a ganging bracket and a load bearing bracket for ease of installation and added support. The ganging bracket and load bearing bracket come pre-installed.

All COM/COL fabrics must be preapproved by Bernhardt Design prior to application. When ordering configurations, please provide the total COM yardage from the same dye lot in a continuous roll(s).

Holden is SCS Indoor Advantage Gold certified. See terms and conditions for additional finish and environment information.

Please visit Bernhardtdesign.com for a complete library of 2D, 3D and Revit models. You may also contact your local sales representative or the Bernhardt Design corporate office for specification assistance.



Side View Cut Away
Showing SKU 6157
Three-seat Freestanding

Front View
Showing SKU 6157
Three-seat Freestanding

Connecting Modules



Holden features 11 connecting modules that connect via a pre-installed ganging bracket and a load bearing bracket to help with assembly. The load bearing bracket is part of what we call the Leg Configuration, which also includes 2 legs.

When connecting two modules, one module must contain a leg configuration, and the second module must have an open end with no legs on the open end. The leg configuration end is then pushed together with the open end, the ganging bracket and load bearing bracket positioned and secured with bolts.

Examples below show modules with the leg configuration and modules with open ends that together form a modular configuration.



6156L



6158R

End to End Connection



6156L



6150R



6158R

End to Armless Connection



6156L




6151



6156R

End to Corner Connection



Holden Seating System Product Overview

The Holden product overview shows all the freestanding and connecting modular options available within the collection. The freestanding option is not available for connecting modules.

Freestanding Options



6157
Three-seat Freestanding



6155
Two-seat Freestanding


Connecting Module Options



6150L
Two-seat Armless Module
Connects on Both Ends
Left Side Leg Configuration
Right side must connect to a left side leg configuration for proper support



6150R
Two-seat Armless Module
Connects on Both Ends
Right Side Leg Configuration
Left side must connect to a right side leg configuration for proper support



6151
90° Corner Seat
Connects on Both Ends
Both sides must connect to a leg configuration for proper support



6153L
Two-seat Module
Left Arm Facing
Right Side Leg Configuration



6153R
Two-seat Module
Right Arm Facing
Left Side Leg Configuration



6156L
Three-seat Module
Left Arm Facing
Right Side Leg Configuration



6156R
Three-seat Module
Right Arm Facing
Left Side Leg Configuration



6154L
Two-seat Module
Left Arm Facing
Right side must connect to a left side leg configuration for proper support



6154R
Two-seat Module
Right Arm Facing
Left side must connect to a right side leg configuration for proper support



6158L
Three-seat Module
Left Arm Facing
Right side must connect to a left side leg configuration for proper support





6158R
Three-seat Module
Right Arm Facing
Left side must connect to a right side leg configuration for proper support

Holden Seating System Sample Configurations


SKU Description

1




- 6153L** Two-seat Module
Left Arm Facing
Right Side Leg Configurations
- 6154R** Two-seat Module
Right Arm Facing

2



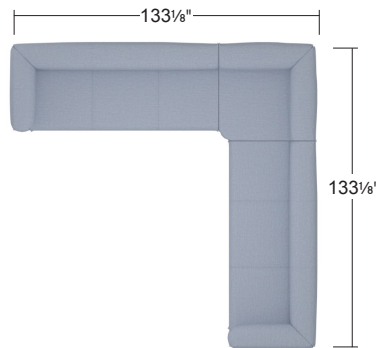
- 6156L** Three-seat Module
Left Arm Facing
Right Side Leg Configurations
- 6158R** Three-seat Module
Right Arm Facing
Left Side Leg Configuration

3



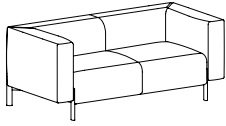
- 6156L** Three-seat Module
Left Arm Facing
Right Side Leg Configurations
- 6150R** Two-seat Armless Module
Right Side Leg Configurations
- 6158R** Three-seat Module
Right Arm Facing
Left Side Leg Configurations

4



- 6156L** Three-seat Module
Left Arm Facing
Right Side Leg Configurations
- 6151** 90° Corner Seat
Connects on Both Ends
- 6156R** Three-seat Module
Right Arm Facing
Left Side Leg Configurations

Holden 6155



**Two-seat freestanding
Polished aluminum or powder coat base
Upholstered**

Standard with flange detail
Stitch detail on seat and back, not available with contrasting fabric
Adjustable levelers

Inside seat width: 53 1/8", Inside seat depth: 23 1/4"

When using a combination of fabrics or leathers, specify the application by designating the appropriate letter, shown below, on the purchase order. Yardage shown must be used.

- A) One fabric or leather for seat
yardage: 4.5 yds. leather: 150.0 sq. ft.
- B) One fabric or leather for inside back and outside back
yardage: 10.5 yds. leather: 250.0 sq. ft.

See terms and conditions for contrasting upholstery upcharges.

SCS Indoor Advantage™ Gold and LEVEL® 2 certified. See terms and conditions for additional environmental information.

Seat Height	Arm Height	W	D	H	Fabric	Leather	Weight	Cubes/Qty
17 3/4"	28 3/4"	73 3/4"	35 1/2"	28 3/4"	15.0 yds.	350.0'	195 lbs	83.76'/1
451 mm	721 mm	1864 mm	902 mm	721 mm	13.7 m	32.5 sqm	88.5 kg	2.37 m

COM	COL	1	2	3	4	5	6	7	8	9	10	11
4000	4300	5500	5800	5967	6200	6467	6600	6834	7034	7267	7600	8767

sku

6155

6 | 1 | 5 | 5

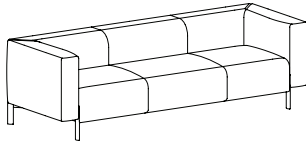
base finish

PA polished aluminum standard, OR

specify powder coat, upcharge \$250

- WH satin white
- EC ecru
- LA latte
- AL aluminum
- GR graphite
- BZ bronze
- IG iron grey
- SG sage
- RD black red
- BK matte black

Holden 6157



**Three-seat freestanding
Polished aluminum or powder coat base
Upholstered**

Standard with flange detail
Stitch detail on seat and back, not available with contrasting fabric
Adjustable levelers

Inside seat width: 79½", Inside seat depth: 23¼"

When using a combination of fabrics or leathers, specify the application by designating the appropriate letter, shown below, on the purchase order. Yardage shown must be used.

- A) One fabric or leather for seat
yardage: 6.0 yds. leather: 175.0 sq. ft.
- B) One fabric or leather for inside back and outside back
yardage: 12.0 yds. leather: 275.0 sq. ft.

See terms and conditions for contrasting upholstery upcharges.

SCS Indoor Advantage™ Gold and LEVEL® 2 certified. See terms and conditions for additional environmental information.

Seat Height	Arm Height	W	D	H	Fabric	Leather	Weight	Cubes/Qty
17¾"	23¾"	99¾"	35½"	28¾"	18.0 yds.	400.0'	276 lbs	97.97/1
451 mm	721 mm	2537 mm	902 mm	721 mm	16.5 m	37.2 sqm	125.2 kg	2.77 m

COM	COL	1	2	3	4	5	6	7	8	9	10	11
5000	5360	6800	7160	7360	7640	7960	8120	8400	8640	8920	9320	10720

sku

6157

6 | 1 | 5 | 7 |

base finish

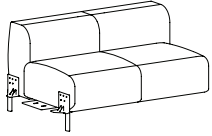
PA polished aluminum standard, OR

specify powder coat, upcharge \$250

- WH** satin white
- GR** graphite
- SG** sage
- EC** ecru
- BZ** bronze
- RD** black red
- LA** latte
- IG** iron grey
- BK** matte black
- AL** aluminum

| |

Holden 6150L



Two-seat armless module
Left side leg configuration
Polished aluminum or powder coat base
Upholstered
Connects on both ends

Right side must connect to a left side leg configuration for proper support

Freestanding option not available

Standard with flange detail
 Stitch detail on seat and back, not available with contrasting fabric
 All necessary ganging brackets are included and pre-installed
 Adjustable levelers

Inside seat width: 53 1/8" Inside seat depth: 23 1/4"

When using a combination of fabrics or leathers, specify the application by designating the appropriate letter, shown below, on the purchase order. Yardage shown must be used.

- A) One fabric or leather for seat
 yardage: 4.5 yds. leather: 150.0 sq. ft.
- B) One fabric or leather for inside back and outside back
 yardage: 4.5 yds. leather: 150.0 sq. ft.

See terms and conditions for contrasting upholstery upcharges.

SCS Indoor Advantage™ Gold and LEVEL® 2 certified. See terms and conditions for additional environmental information.

Seat Height	Arm Height	W	D	H	Fabric	Leather	Weight	Cubes/Qty
17 3/4"	-	53 1/8"	35 1/2"	28 3/8"	9.0 yds.	200.0'	141 lbs.	55.00'/1
451 mm	-	1349 mm	902 mm	721 mm	8.2 m	18.6 sqm	64.0 kg	1.56 m

COM	COL	1	2	3	4	5	6	7	8	9	10	11
2700	2880	3600	3780	3880	4020	4180	4260	4400	4520	4660	4860	5560

sku

6150L

6 | 1 | 5 | 0 | L |


base finish

PA polished aluminum standard, OR

specify powder coat, upcharge \$250

WH satin white	GR graphite	SG sage
EC ecru	BZ bronze	RD black red
LA latte	IG iron grey	BK matte black
AL aluminum		

Holden 6150R



Two-seat armless module
Right side leg configuration
Polished aluminum or powder coat base
Upholstered
Connects on both ends

Left side must connect to a right side leg configuration for proper support

Freestanding option not available

Standard with flange detail
 Stitch detail on seat and back, not available with contrasting fabric
 All necessary ganging brackets are included and pre-installed
 Adjustable levelers

Inside seat width: 53 3/8" Inside seat depth: 23 1/4"

When using a combination of fabrics or leathers, specify the application by designating the appropriate letter, shown below, on the purchase order. Yardage shown must be used.

- A) One fabric or leather for seat
 yardage: 4.5 yds. leather: 150.0 sq. ft.
- B) One fabric or leather for inside back and outside back
 yardage: 4.5 yds. leather: 150.0 sq. ft.

See terms and conditions for contrasting upholstery upcharges.

SCS Indoor Advantage™ Gold and LEVEL® 2 certified. See terms and conditions for additional environmental information.

Seat Height	Arm Height	W	D	H	Fabric	Leather	Weight	Cubes/Qty
17 3/4"	-	53 3/8"	35 1/2"	28 3/8"	9.0 yds.	200.0'	141 lbs.	55.00'/1
451 mm	-	1349 mm	902 mm	721 mm	8.2 m	18.6 sqm	64.0 kg	1.56 m

COM	COL	1	2	3	4	5	6	7	8	9	10	11
2700	2880	3600	3780	3880	4020	4180	4260	4400	4520	4660	4860	5560

sku

6150R

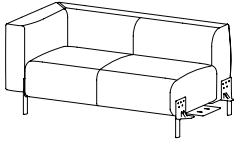
6 | 1 | 5 | 0 | R

base finish

PA polished aluminum standard, OR
 specify powder coat, upcharge \$250

WH satin white	GR graphite	SG sage
EC ecru	BZ bronze	RD black red
LA latte	IG iron grey	BK matte black
AL aluminum		

Holden 6153L



Two-seat module
Left arm facing
Right side leg configuration
Polished aluminum or powder coat base
Upholstered

Freestanding option not available

Standard with flange detail
 Stitch detail on seat and back, not available with contrasting fabric
 All necessary ganging brackets are included and pre-installed
 Adjustable levelers

Inside seat width: 53 1/8" Inside seat depth: 23 1/4"

When using a combination of fabrics or leathers, specify the application by designating the appropriate letter, shown below, on the purchase order. Yardage shown must be used.

- A) One fabric or leather for seat
 yardage: 4.5 yds. leather: 150.0 sq. ft.
- B) One fabric or leather for inside back and outside back
 yardage: 7.5 yds. leather: 200.0 sq. ft.

See terms and conditions for contrasting upholstery upcharges.

SCS Indoor Advantage™ Gold and LEVEL® 2 certified. See terms and conditions for additional environmental information.

Seat Height	Arm Height	W	D	H	Fabric	Leather	Weight	Cubes/Qty
17 3/4"	28 3/8"	63 1/4"	35 1/2"	28 3/8"	12.0 yds.	300.0'	168 lbs.	55.00'/1
451 mm	721 mm	1607 mm	902 mm	721 mm	11.0 m	27.9 sqm	76.2 kg	1.56 m

COM	COL	1	2	3	4	5	6	7	8	9	10	11
3600	3840	4800	5040	5174	5360	5574	5680	5867	6027	6214	6480	7414

sku

6153L

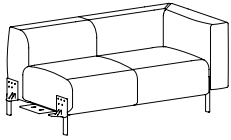
6	1	5	3	L
---	---	---	---	---

base finish

PA polished aluminum standard, OR
 specify powder coat, upcharge \$250

WH satin white	GR graphite	SG sage
EC ecru	BZ bronze	RD black red
LA latte	IG iron grey	BK matte black
AL aluminum		

Holden 6153R



Two-seat module
Right arm facing
Left side leg configuration
Polished aluminum or powder coat base
Upholstered

Freestanding option not available

Standard with flange detail
 Stitch detail on seat and back, not available with contrasting fabric
 All necessary ganging brackets are included and pre-installed
 Adjustable levelers

Inside seat width: 53 1/8" Inside seat depth: 23 1/4"

When using a combination of fabrics or leathers, specify the application by designating the appropriate letter, shown below, on the purchase order. Yardage shown must be used.

- A) One fabric or leather for seat
 yardage: 4.5 yds. leather: 150.0 sq. ft.
- B) One fabric or leather for inside back and outside back
 yardage: 7.5 yds. leather: 200.0 sq. ft.

See terms and conditions for contrasting upholstery upcharges.

SCS Indoor Advantage™ Gold and LEVEL® 2 certified. See terms and conditions for additional environmental information.

Seat Height	Arm Height	W	D	H	Fabric	Leather	Weight	Cubes/Qty
17 3/4"	28 3/8"	63 1/4"	35 1/2"	28 3/8"	12.0 yds.	300.0'	168 lbs.	55.00'/1
451 mm	721 mm	1607 mm	902 mm	721 mm	11.0 m	27.9 sqm	76.2 kg	1.56 m

COM	COL	1	2	3	4	5	6	7	8	9	10	11
3600	3840	4800	5040	5174	5360	5574	5680	5867	6027	6214	6480	7414

sku

6153R

6 | 1 | 5 | 3 | R

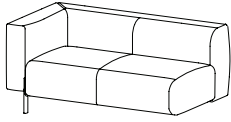
base finish

PA polished aluminum standard, OR

specify powder coat, upcharge \$250

- WH** satin white
- GR** graphite
- SG** sage
- EC** ecru
- BZ** bronze
- RD** black red
- LA** latte
- IG** iron grey
- BK** matte black
- AL** aluminum

Holden 6154L



Two-seat module
Left arm facing
Polished aluminum or powder coat base
Upholstered

Right side must connect to a left side leg configuration for proper support

Freestanding option not available

Standard with flange detail
 Stitch detail on seat and back, not available with contrasting fabric
 All necessary ganging brackets are included and pre-installed
 Adjustable levelers

Inside seat width: 53 1/8" Inside seat depth: 23 1/4"

When using a combination of fabrics or leathers, specify the application by designating the appropriate letter, shown below, on the purchase order. Yardage shown must be used.

- A) One fabric or leather for seat
 yardage: 4.5 yds. leather: 150.0 sq. ft.
- B) One fabric or leather for inside back and outside back
 yardage: 7.5 yds. leather: 200.0 sq. ft.

See terms and conditions for contrasting upholstery upcharges.

SCS Indoor Advantage™ Gold and LEVEL® 2 certified. See terms and conditions for additional environmental information.

Seat Height	Arm Height	W	D	H	Fabric	Leather	Weight	Cubes/Qty
17 3/4"	28 3/8"	63 1/4"	35 1/2"	28 3/8"	12.0 yds.	300.0'	168 lbs.	55.00'/1
451 mm	721 mm	1607 mm	902 mm	721 mm	11.0 m	26.0 sqm	76.2 kg	1.56 m

COM	COL	1	2	3	4	5	6	7	8	9	10	11
3400	3640	4600	4840	4974	5160	5374	5480	5667	5827	6014	6280	7214

sku

6154L

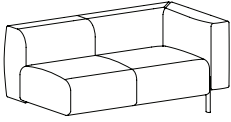
6 | 1 | 5 | 4 | L |

base finish

PA polished aluminum standard, OR
 specify powder coat, upcharge \$250

WH satin white	GR graphite	SG sage
EC ecru	BZ bronze	RD black red
LA latte	IG iron grey	BK matte black
AL aluminum		

Holden 6154R



Two-seat module
Right arm facing
Polished aluminum or powder coat base
Upholstered

Left side must connect to a right side leg configuration for proper support

Freestanding option not available

Standard with flange detail
Stitch detail on seat and back, not available with contrasting fabric
All necessary ganging brackets are included and pre-installed
Adjustable levelers

Inside seat width: 53 1/8" Inside seat depth: 23 1/4"

When using a combination of fabrics or leathers, specify the application by designating the appropriate letter, shown below, on the purchase order. Yardage shown must be used.

- A) One fabric or leather for seat
yardage: 4.5 yds. leather: 150.0 sq. ft.
- B) One fabric or leather for inside back and outside back
yardage: 7.5 yds. leather: 200.0 sq. ft.

See terms and conditions for contrasting upholstery upcharges.

SCS Indoor Advantage™ Gold and LEVEL® 2 certified. See terms and conditions for additional environmental information.

Seat Height	Arm Height	W	D	H	Fabric	Leather	Weight	Cubes/Qty
17 3/4"	28 3/8"	63 1/4"	35 1/2"	28 3/8"	12.0 yds.	300.0'	168 lbs.	55.00'/1
451 mm	721 mm	1607 mm	902 mm	721 mm	11.0 m	26.0 sqm	76.2 kg	1.56 m

COM	COL	1	2	3	4	5	6	7	8	9	10	11
3400	3640	2600	4840	4974	5160	5374	5480	5667	5827	6014	6280	7214

sku

6154R

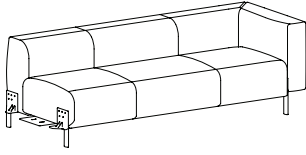
6 | 1 | 5 | 4 | R

base finish

PA polished aluminum standard, OR
specify powder coat, upcharge \$250

WH satin white	GR graphite	SG sage
EC ecru	BZ bronze	RD black red
LA latte	IG iron grey	BK matte black
AL aluminum		

Holden 6156R



Three-seat module
Right arm facing
Left side leg configuration
Polished aluminum or powder coat base
Upholstered

Freestanding option not available

Standard with flange detail
 Stitch detail on seat and back, not available with contrasting fabric
 All necessary ganging brackets are included and pre-installed
 Adjustable levelers

Inside seat width: 79¾" Inside seat depth: 23¼"

When using a combination of fabrics or leathers, specify the application by designating the appropriate letter, shown below, on the purchase order. Yardage shown must be used.

- A) One fabric or leather for seat
 yardage: 6.0 yds. leather: 175 sq. ft.
- B) One fabric or leather for inside back and outside back
 yardage: 9.0 yds. leather: 225 sq. ft.

See terms and conditions for contrasting upholstery upcharges.

SCS Indoor Advantage™ Gold and LEVEL® 2 certified. See terms and conditions for additional environmental information.

Seat Height	Arm Height	W	D	H	Fabric	Leather	Weight	Cubes/Qty
17¾"	28¾"	89¾"	35½"	28¾"	15.0 yds.	350.0'	240 lbs.	83.76'/1
451 mm	721 mm	2280 mm	902 mm	721 mm	13.7 m	32.5 sqm	108.7 kg	2.37 m

COM	COL	1	2	3	4	5	6	7	8	9	10	11
4400	4700	5900	6200	6367	6600	6867	7000	7234	7434	7667	8000	9167

sku

6156R

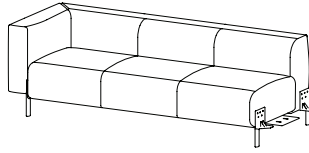
6 | 1 | 5 | 6 | R |

base finish

PA polished aluminum standard, OR
 specify powder coat, upcharge \$250

WH satin white	GR graphite	SG sage
EC ecru	BZ bronze	RD black red
LA latte	IG iron grey	BK matte black
AL aluminum		

Holden 6156L



Three-seat module
Left arm facing
Right side leg configuration
Polished aluminum or powder coat base
Upholstered

Freestanding option not available

Standard with flange detail
 Stitch detail on seat and back, not available with contrasting fabric
 All necessary ganging brackets are included and pre-installed
 Adjustable levelers

Inside seat width: 79¾" Inside seat depth: 23¼"

When using a combination of fabrics or leathers, specify the application by designating the appropriate letter, shown below, on the purchase order. Yardage shown must be used.

- A) One fabric or leather for seat
 yardage: 6.0 yds. leather: 175 sq. ft.
- B) One fabric or leather for inside back and outside back
 yardage: 9.0 yds. leather: 225 sq. ft.

See terms and conditions for contrasting upholstery upcharges.

SCS Indoor Advantage™ Gold and LEVEL® 2 certified. See terms and conditions for additional environmental information.

Seat Height	Arm Height	W	D	H	Fabric	Leather	Weight	Cubes/Qty
17¾"	28¾"	89¾"	35½"	28¾"	15.0 yds.	350.0'	240 lbs.	83.76'/1
451 mm	721 mm	2280 mm	902 mm	721 mm	13.7 m	32.5 sqm	108.7 kg	2.37 m

COM	COL	1	2	3	4	5	6	7	8	9	10	11
4400	4700	5900	6200	6367	6600	6867	7000	7234	7434	7667	8000	9167

sku

6156L

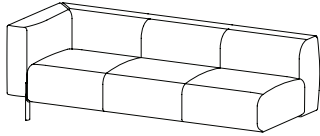
6 | 1 | 5 | 6 | L

base finish

PA polished aluminum standard, OR
 specify powder coat, upcharge \$250

WH satin white	GR graphite	SG sage
EC ecru	BZ bronze	RD black red
LA latte	IG iron grey	BK matte black
AL aluminum		

Holden 6158L



Three-seat module
Left arm facing
Polished aluminum or powder coat base
Upholstered

Right side must connect to a left side leg configuration for proper support

Freestanding option not available

Standard with flange detail
 Stitch detail on seat and back, not available with contrasting fabric
 All necessary ganging brackets are included and pre-installed
 Adjustable levelers

Inside seat width: 79½" Inside seat depth: 23¼"

When using a combination of fabrics or leathers, specify the application by designating the appropriate letter, shown below, on the purchase order. Yardage shown must be used.

- A) One fabric or leather for seat
 yardage: 6.0 yds. leather: 175.0 sq. ft.
- B) One fabric or leather for inside back and outside back
 yardage: 9.0 yds. leather: 225.0 sq. ft.

See terms and conditions for contrasting upholstery upcharges.

SCS Indoor Advantage™ Gold and LEVEL® 2 certified. See terms and conditions for additional environmental information.

Seat Height	Arm Height	W	D	H	Fabric	Leather	Weight	Cubes/Qty
17¾"	28¾"	89¾"	35½"	28¾"	15.0 yds.	350.0'	240 lbs.	83.76'/1
451 mm	721 mm	2022 mm	902 mm	721 mm	13.7 m	32.5 sqm	108.9 kg	2.37 m

COM	COL	1	2	3	4	5	6	7	8	9	10	11
4200	4500	5700	6000	6167	6400	6667	6800	7034	7234	7467	7800	8967

sku

6158L

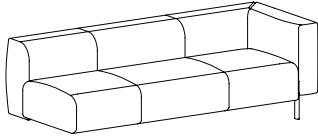
6 | 1 | 5 | 8 | L |

base finish

PA polished aluminum standard, OR
 specify powder coat, upcharge \$250

WH satin white	GR graphite	SG sage
EC ecru	BZ bronze	RD black red
LA latte	IG iron grey	BK matte black
AL aluminum		

Holden 6158R



Three-seat module
Right arm facing
Polished aluminum or powder coat base
Upholstered

Left side must connect to a right side leg configuration for proper support

Freestanding option not available

Standard with flange detail
 Stitch detail on seat and back, not available with contrasting fabric
 All necessary ganging brackets are included and pre-installed
 Adjustable levelers

Inside seat width: 79½" Inside seat depth: 23¼"

When using a combination of fabrics or leathers, specify the application by designating the appropriate letter, shown below, on the purchase order. Yardage shown must be used.

- A) One fabric or leather for seat
 yardage: 6.0 yds. leather: 175.0 sq. ft.
- B) One fabric or leather for inside back and outside back
 yardage: 9.0 yds. leather: 225.0 sq. ft.

See terms and conditions for contrasting upholstery upcharges.

SCS Indoor Advantage™ Gold and LEVEL® 2 certified. See terms and conditions for additional environmental information.

Seat Height	Arm Height	W	D	H	Fabric	Leather	Weight	Cubes/Qty
17¼"	28¾"	89¼"	35½"	28¾"	15.0 yds.	350.0'	240 lbs.	83.76'/1
451 mm	721 mm	2022 mm	902 mm	721 mm	13.7 m	32.5 sqm	108.9 kg	2.37 m

COM	COL	1	2	3	4	5	6	7	8	9	10	11
4200	4500	5700	6000	6167	6400	6667	6800	7034	7234	7467	7800	8967

sku

6158R

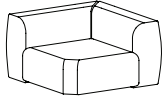
6 | 1 | 5 | 8 | R

base finish

PA polished aluminum standard, OR
 specify powder coat, upcharge \$250

WH satin white	GR graphite	SG sage
EC ecru	BZ bronze	RD black red
LA latte	IG iron grey	BK matte black
AL aluminum		

Holden 6151



90° corner seat
Connects on both ends
Polished aluminum or powder coat base
Upholstered

Both sides must connect to a leg configuration for proper support

Freestanding option not available

Standard with flange detail
 Stitch detail on seat and back, not available with contrasting fabric
 All necessary ganging brackets are included and pre-installed
 Adjustable levelers

Inside seat width: 28¼" Inside seat depth: 37"

When using a combination of fabrics or leathers, specify the application by designating the appropriate letter, shown below, on the purchase order. Yardage shown must be used.

- A) One fabric or leather for seat
 yardage: 3.25 yds. leather: 100.0 sq. ft.
- B) One fabric or leather for inside back and outside back
 yardage: 4.25 yds. leather: 150.0 sq. ft.

See terms and conditions for contrasting upholstery upcharges.

SCS Indoor Advantage™ Gold and LEVEL® 2 certified. See terms and conditions for additional environmental information.

Seat Height	Arm Height	W	D	H	Fabric	Leather	Weight	Cubes/Qty
17¾"	-	54½"	51½"	28¾"	7.5 yds.	200.0'	105 lbs.	32.10/1
451 mm	-	1384 mm	1308 mm	721 mm	6.9 m	18.6 sqm	47.6 kg	.91 m

COM	COL	1	2	3	4	5	6	7	8	9	10	11
2600	2750	3350	3500	3584	3700	3834	3900	4017	4117	4234	4400	4984

sku

6151

6 | 1 | 5 | 1 |

base finish

PA polished aluminum standard, OR
 specify powder coat, upcharge \$250

WH satin white	GR graphite	SG sage
EC ecru	BZ bronze	RD black red
LA latte	IG iron grey	BK matte black
AL aluminum		