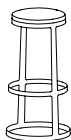


## aro 1518



**Swivel barstool**  
**Polished stainless steel frame**  
**Solid maple seat**

Seat available in all maple finishes. When specifying light finishes the natural characteristics of the wood will be visible and color will vary.

SCS Indoor Advantage™ Gold and LEVEL® 2 certified. See terms and conditions for additional finish and environmental information.

Seat Height	Arm Height	W	D	H	Fabric	Leather	Weight	Cubes/Qty
31¼"	-	16⅝"	16⅝"	31¼"	-	-	28 lbs	10.36'/1
806 mm	-	416 mm	416 mm	806 mm	-	-	12.7 kg	.29 cu

## List Price

2304

## aro 1519



**Swivel counter height stool**  
**Polished stainless steel frame**  
**Solid maple seat**

Seat available in all maple finishes. When specifying light finishes the natural characteristics of the wood will be visible and color will vary.

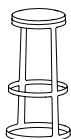
SCS Indoor Advantage™ Gold and LEVEL® 2 certified. See terms and conditions for additional finish and environmental information.

Seat Height	Arm Height	W	D	H	Fabric	Leather	Weight	Cubes/Qty
24⅞"	-	15⅝"	15⅝"	24⅞"	-	-	25 lbs	7.56'/1
613 mm	-	403 mm	403 mm	613 mm	-	-	11.3 kg	.21 cu

## List Price

2067

## aro 1520



**Swivel barstool**  
**Polished stainless steel frame**  
**Solid walnut seat**

Seat available in all walnut finishes. When specifying light finishes the natural characteristics of the wood will be visible and color will vary.

SCS Indoor Advantage™ Gold and LEVEL® 2 certified. See terms and conditions for additional finish and environmental information.

Seat Height	Arm Height	W	D	H	Fabric	Leather	Weight	Cubes/Qty
31¼"	-	16⅝"	16⅝"	31¼"	-	-	28 lbs	7.56'/1
806 mm	-	416 mm	416 mm	806 mm	-	-	12.7 kg	.21 cu

## List Price

2362

## aro 1521



**Swivel counter height stool**  
**Polished stainless steel frame**  
**Solid walnut seat**

Seat available in all walnut finishes. When specifying light finishes the natural characteristics of the wood will be visible and color will vary.

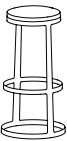
SCS Indoor Advantage™ Gold and LEVEL® 2 certified. See terms and conditions for additional finish and environmental information.

Seat Height	Arm Height	W	D	H	Fabric	Leather	Weight	Cubes/Qty
24 1/8"	-	15 3/8"	15 3/8"	24 1/8"	-	-	25 lbs	7.56'/1
613 mm	-	403 mm	403 mm	613 mm	-	-	11.3 kg	.21 cu

List Price

2124

## aro 1522



**Swivel barstool**  
**Polished stainless steel frame**  
**Upholstered seat**

Certain thick or heavy pile fabrics or fabrics with very little stretch are not suitable for application on this product.

SCS Indoor Advantage™ Gold and LEVEL® 2 certified. See terms and conditions for additional finish and environmental information.

Seat Height	Arm Height	W	D	H	Fabric	Leather	Weight	Cubes/Qty
31 1/4"	-	16 3/8"	16 3/8"	31 1/4"	.75 yd.	10.0'	28 lbs	10.36'/1
806 mm	-	416 mm	416 mm	806 mm	.7 m	.93 sqm	12.7 kg	.29 cu

COM	COL	1	2	3	4	5	6	7	8	9	10	11
2124	2139	2199	2214	2223	2234	2248	2254	2266	2276	2288	2304	2363

## aro 1523



**Swivel counter height stool**  
**Polished stainless steel frame**  
**Upholstered seat**

Certain thick or heavy pile fabrics or fabrics with very little stretch are not suitable for application on this product.

SCS Indoor Advantage™ Gold and LEVEL® 2 certified. See terms and conditions for additional finish and environmental information.

Seat Height	Arm Height	W	D	H	Fabric	Leather	Weight	Cubes/Qty
24 1/8"	-	15 3/8"	15 3/8"	24 1/8"	.75 yd.	10.0'	25 lbs	7.56'/1
613 mm	-	403 mm	403 mm	613 mm	.7 m	.93 sqm	11.3 kg	.21 cu

COM	COL	1	2	3	4	5	6	7	8	9	10	11
1895	1910	1970	1985	1994	2005	2019	2025	2037	2047	2059	2075	2134