



sunset lounge modular seating collection

Sunset Seating System Specification Guide

Standard Features



The Sunset lounge collection is fully upholstered and features 9 freestanding skus and 8 connecting modules. Modules can be used interchangeably to create an unlimited number of configurations.

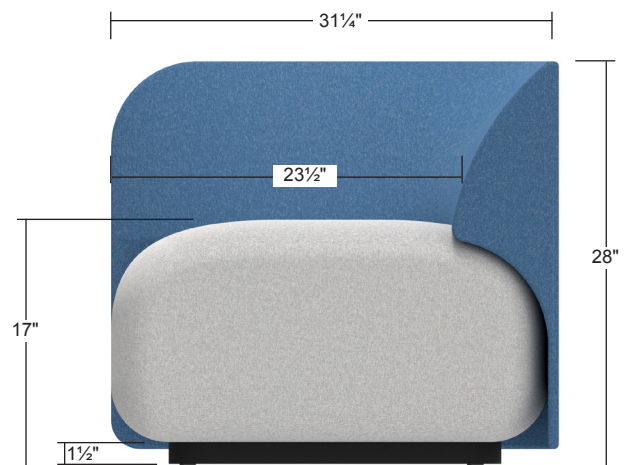
All necessary ganging brackets are included and installed.

Sunset features a black 1½" maple plinth base with adjustable non-marring glides.

All COM/COL fabrics must be preapproved by Bernhardt Design prior to application. When ordering multi-item configurations, please provide the total COM yardage from the same dye lot in a continuous roll(s).

SCS Indoor Advantage™ Gold and LEVEL® 2 certified. See terms and conditions for additional environmental information.

Please visit Bernhardtdesign.com for a complete library of 2D, 3D and Revit models. You may also contact your local sales representative or the Bernhardt Design corporate office for specification assistance.



Side view of sku 5743

1" Diameter Non-Marring Adjustable Nylon Glides

Sunset Seating System Product Overview

The Sunset product overview below shows examples of the different modules that are available within the lounge modular collection. Freestanding and connecting modules are available with and without arms.

Connecting Modules are connected by a ganging bracket. Ganging brackets will come installed on sku's ending in G.



Freestanding Options



Chair
5740

Freestanding and Connecting Module Options



Right Side Facing Arm
5742 Freestanding
5742G Connecting Module



Left Side Facing Arm
5743 Freestanding
5743G Connecting Module



46" Long Center Connecting
5744 Freestanding
5744G Connecting Module



36" Long Center Connecting
5745 Freestanding
5745G Connecting Module



Right Side Facing Open End
5746 Freestanding
5746G Connecting Module



Left Side Facing Open End
5747 Freestanding
5747G Connecting Module



90° Corner Seat
5748G Connecting Module




45° Corner Seat
5749G Connecting Module

Sunset Seating System Sample Configurations

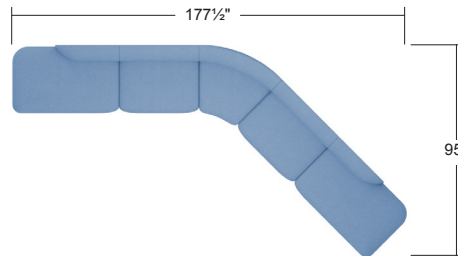
SKU Description

1



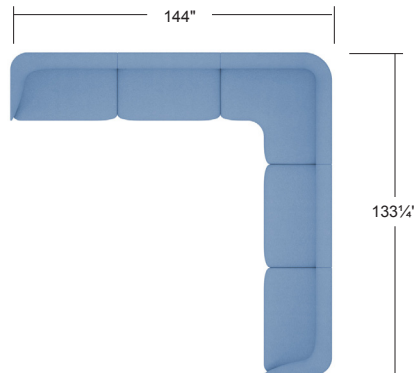
- 5743G** Left Side Facing Arm
- 5744G** 46" Single Unit
- 5742G** Right Side Facing Arm

2



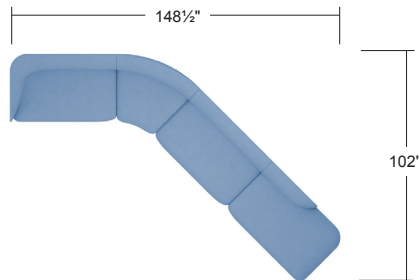
- 5747G** Left Side Facing Open End
- 5745G** 36" Single Unit
- 5749G** 45° Corner Connector
- 5745G** 36" Single Unit
- 5746G** Right Side Facing Open End

3




- 5743G** Left Side Facing Arm
- 5744G** 46" Single Unit
- 5748G** 90° Corner Connector
- 5744G** 46" Single Unit
- 5742G** Right Side Facing Arm

4



- 5743G** Left Side Facing Arm
- 5749G** 45° Corner Connector
- 5744G** 46" Single Unit
- 5746G** Right Side Facing Open End

5



- 5743G** Left Side Facing Arm
- 5749G** 45° Corner Connector
- 5749G** 45° Corner Connector
- 5744G** 46" Single Unit
- 5749G** 45° Corner Connector
- 5749G** 45° Corner Connector
- 5742G** Right Side Facing Arm

Sunset 5740



**Chair - Freestanding
Fully upholstered**

1½" maple plinth base available only in black finish
Adjustable non-marring glides

Inside seat width: 21½", Inside seat depth: 23½"

When using a combination of fabrics or leathers, specify the application by designating the appropriate letter, shown below, on the purchase order. Yardage shown must be used.

See terms and conditions for contrasting upholstery upcharges.

- A) One fabric or leather for seat
yardage: 2.25 yds. leather: 36.5 sq. ft.
- B) One fabric or leather for inside back and outside back
yardage: 4.75 yds. leather: 77.0 sq. ft.

SCS Indoor Advantage™ Gold and LEVEL® 2 certified. See terms and conditions for additional environmental information.

Seat Height	Arm Height	W	D	H	Fabric	Leather	Weight	Cubes/Qty
17"	-	34½"	31¼"	28"	7.0 yds.	113'	113 lbs	32.10/1
432 mm	-	879 mm	775 mm	794 mm	6.4 m	10.5 sqm	51.3 kg	.91 cu

COM	COL	1	2	3	4	5	6	7	8	9	10	11
2700	2840	3400	3540	3618	3727	3852	3914	4023	4116	4225	4380	4925

Sunset 5742



**Two-seat freestanding or module
Right side facing
Fully Upholstered**

1½" maple plinth base available only in black finish
Adjustable non-marring glides
All necessary ganging brackets for modules are included and pre-installed (Specify G below)

Inside seat width: 41¼", Inside seat depth: 23¼"

When using a combination of fabrics or leathers, specify the application by designating the appropriate letter, shown below, on the purchase order. Yardage shown must be used.

See terms and conditions for contrasting upholstery upcharges.

- A) One fabric or leather for seat
yardage: 3.0 yds. leather: 49.0 sq. ft.
- B) One fabric or leather for inside back and outside back
yardage: 3.75 yds. leather: 61.0 sq. ft.

SCS Indoor Advantage™ Gold and LEVEL® 2 certified. See terms and conditions for additional environmental information.

Seat Height	Arm Height	W	D	H	Fabric	Leather	Weight	Cubes/Qty
17"	-	48"	30½"	28"	6.75 yds	109.0'	126 lbs	37.87/1
433 mm	-	1219 mm	775 mm	711 mm	6.2 m	10.1 sqm	51.2 kg	1.07 cu

COM	COL	1	2	3	4	5	6	7	8	9	10	11
2400	2535	3075	3210	3285	3390	3510	3570	3675	3765	3870	4020	4545

sku

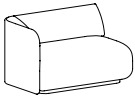
5	7	4	2									

freestanding or module

freestanding standard, OR
specify for module, upcharge \$100
G ganging

--

Sunset 5743



Two-seat freestanding or module
Left side facing
Fully Upholstered

1½" maple plinth base available only in black finish
Adjustable non-marring glides
All necessary ganging brackets for modules are included and pre-installed (Specify G below)

Inside seat width: 41¼", Inside seat depth: 23¼"

When using a combination of fabrics or leathers, specify the application by designating the appropriate letter, shown below, on the purchase order. Yardage shown must be used.

See terms and conditions for contrasting upholstery upcharges.

- A) One fabric or leather for seat
3.0 yardage: yds. leather: 49.0 sq. ft.
- B) One fabric or leather for inside back and outside back
yardage: 3.75 yds. leather: 61.0 sq. ft.

SCS Indoor Advantage™ Gold and LEVEL® 2 certified. See terms and conditions for additional environmental information.

Seat Height	Arm Height	W	D	H	Fabric	Leather	Weight	Cubes/Qty
17"	-	48"	30½"	28"	6.75 yds	109.0'	126 lbs	37.87/1
434 mm	-	1219 mm	775 mm	711 mm	6.2 m	10.1 sqm	51.2 kg	1.07 cu

COM	COL	1	2	3	4	5	6	7	8	9	10	11
2400	2535	3075	3210	3285	3390	3510	3570	3675	3765	3870	4020	4545

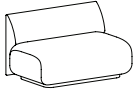
sku

freestanding or module

5	7	4	3
---	---	---	---

freestanding standard, OR
specify for module, upcharge \$100
G ganging

Sunset 5744



**46"w armless freestanding or module
Fully Upholstered**

1½" maple plinth base available only in black finish
Adjustable non-marring glides
All necessary ganging brackets for modules are included and pre-installed (Specify G below)

Inside seat width: 46", Inside seat depth: 23¼"

When using a combination of fabrics or leathers, specify the application by designating the appropriate letter, shown below, on the purchase order. Yardage shown must be used.

See terms and conditions for contrasting upholstery upcharges.

- A) One fabric or leather for seat
yardage: 3.0 yds. leather: 49.0 sq. ft.
- B) One fabric or leather for inside back and outside back
yardage: 2.75 yds. leather: 45.0 sq. ft.

SCS Indoor Advantage™ Gold and LEVEL® 2 certified. See terms and conditions for additional environmental information.

Seat Height	Arm Height	W	D	H	Fabric	Leather	Weight	Cubes/Qty
17"	-	46"	30½"	28"	5.25 yds.	85.0'	113 lbs	37.87/1
437 mm	-	1168 mm	775 mm	711 mm	4.8 m	7.9 sqm	51.3 kg	1.07 cu

COM	COL	1	2	3	4	5	6	7	8	9	10	11
2000	2105	2525	2630	2689	2770	2864	2910	2992	3062	3144	3260	3669

sku

5	7	4	4									

freestanding or module

freestanding standard, OR
specify for module, upcharge \$100
G ganging

--

Sunset 5745



**36"w armless freestanding or module
Fully Upholstered**

1½" maple plinth base available only in black finish
Adjustable non-marring glides
All necessary ganging brackets for modules are included and pre-installed (Specify G below)

Inside seat width: 36", Inside seat depth: 23¼"

When using a combination of fabrics or leathers, specify the application by designating the appropriate letter, shown below, on the purchase order. Yardage shown must be used.

See terms and conditions for contrasting upholstery upcharges.

- A) One fabric or leather for seat
yardage: 2.75 yds. leather: 45.0 sq. ft.
- B) One fabric or leather for inside back and outside back
yardage: 2.5 yds. leather: 40.5 sq. ft.

SCS Indoor Advantage™ Gold and LEVEL® 2 certified. See terms and conditions for additional environmental information.

Seat Height	Arm Height	W	D	H	Fabric	Leather	Weight	Cubes/Qty
17"	-	36"	30½"	28"	5.25 yds.	85.0'	95 lbs	32.10'/1
438 mm	-	914 mm	774 mm	711 mm	4.8 m	7.9 sqm	43.1 kg	.91 cu

COM	COL	1	2	3	4	5	6	7	8	9	10	11
1800	1905	2325	2430	2489	2570	2664	2710	2792	2862	2944	3060	3469

sku

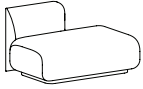
5	7	4	5	

freestanding or module

freestanding standard, OR
specify for module, upcharge \$100
G ganging

--

Sunset 5746



**Two-seat freestanding or module
Right side facing open end
Fully Upholstered**

1½" maple plinth base available only in black finish
Adjustable non-marring glides
All necessary ganging brackets for modules are included and pre-installed (Specify G below)

Inside seat width: 48", Inside seat depth: 23¼"

When using a combination of fabrics or leathers, specify the application by designating the appropriate letter, shown below, on the purchase order. Yardage shown must be used.

See terms and conditions for contrasting upholstery upcharges.

- A) One fabric or leather for seat
yardage: 3.75 yds. leather: 61.0 sq. ft.
- B) One fabric or leather for inside back and outside back
yardage: 2.0 yds. leather: 32.4 sq. ft.

SCS Indoor Advantage™ Gold and LEVEL® 2 certified. See terms and conditions for additional environmental information.

Seat Height	Arm Height	W	D	H	Fabric	Leather	Weight	Cubes/Qty
17"	-	48"	30½"	28"	5.75 yds.	93.2'	103 lbs	37.87/1
435 mm	-	1219 mm	775 mm	711 mm	5.3 m	8.7 sqm	47.0 kg	1.07 cu

COM	COL	1	2	3	4	5	6	7	8	9	10	11
2400	2515	2975	3090	3154	3244	3346	3397	3487	3563	3653	3780	4228

sku

5	7	4	6									

freestanding or module

freestanding standard, OR
specify for module, upcharge \$100
G ganging

--

Sunset 5747



**Two-seat freestanding or module
Left side facing open end
Fully Upholstered**

1½" maple plinth base available only in black finish
Adjustable non-marring glides
All necessary ganging brackets for modules are included and pre-installed (Specify G below)

Inside seat width: 48", Inside seat depth: 23¼"

When using a combination of fabrics or leathers, specify the application by designating the appropriate letter, shown below, on the purchase order. Yardage shown must be used.

See terms and conditions for contrasting upholstery upcharges.

- A) One fabric or leather for seat
yardage: 3.75 yds. leather: 61.0 sq. ft.
- B) One fabric or leather for inside back and outside back
yardage: 2.0 yds. leather: 32.4 sq. ft.

SCS Indoor Advantage™ Gold and LEVEL® 2 certified. See terms and conditions for additional environmental information.

Seat Height	Arm Height	W	D	H	Fabric	Leather	Weight	Cubes/Qty
17"	-	48"	30½"	28"	5.75 yds.	93.2'	103 lbs	37.87/1
436 mm	-	1219 mm	775 mm	711 mm	5.3 m	8.7 sqm	47.0 kg	1.07 cu

COM	COL	1	2	3	4	5	6	7	8	9	10	11
2400	2515	2975	3090	3154	3244	3346	3397	3487	3563	3653	3780	4228

sku

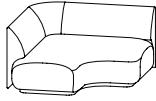
5	7	4	7									

freestanding or module

freestanding standard, OR
specify for module, upcharge \$100
G ganging

--

Sunset 5748G



**90° corner connector module
Fully upholstered**

1½" maple plinth base, available only in black finish
Adjustable non-marring glides
All necessary ganging brackets for modules are included and pre-installed

Inside seat depth: 23½"

When using a combination of fabrics or leathers, specify the application by designating the appropriate letter, shown below, on the purchase order. Yardage shown must be used.

See terms and conditions for contrasting upholstery upcharges.

- A) One fabric or leather for seat
yardage: 5.0 yds. leather: 81.0 sq. ft.
- B) One fabric or leather for inside back and outside back
yardage: 4.25 yds. leather: 36.5 sq. ft.

SCS Indoor Advantage™ Gold and LEVEL® 2 certified. See terms and conditions for additional environmental information.

Seat Height	Arm Height	W	D	H	Fabric	Leather	Weight	Cubes/Qty
17"	-	50"	50"	28"	9.0 yds.	145.8'	177 lbs	57.92'/1
440 mm	-	1270 mm	1270 mm	711 mm	8.2 m	13.5 sqm	80.3 kg	1.64 cu

COM	COL	1	2	3	4	5	6	7	8	9	10	11
3500	3680	4380	4540	4620	4780	4940	5000	5140	5260	5400	5580	6280

Sunset 5749G



**Curved 45° connector module
Fully upholstered**

1½" maple plinth base, available only in black finish
Adjustable non-marring glides
All necessary ganging brackets for modules are included and pre-installed

Inside seat depth: 23¼"

When using a combination of fabrics or leathers, specify the application by designating the appropriate letter, shown below, on the purchase order. Yardage shown must be used.

See terms and conditions for contrasting upholstery upcharges.

- A) One fabric or leather for seat
yardage: 3.0 yds. leather: 49.0 sq. ft.
- B) One fabric or leather for inside back and outside back
yardage: 2.25 yds. leather: 36.5 sq. ft.

SCS Indoor Advantage™ Gold and LEVEL® 2 certified. See terms and conditions for additional environmental information.

Seat Height	Arm Height	W	D	H	Fabric	Leather	Weight	Cubes/Qty
17"	-	39½"	30½"	28"	5.25 yds.	85.0'	83 lbs	32.10'/1
439 mm	-	1003 mm	775 mm	711 mm	4.8 m	7.9 sqm	37.6 kg	.91 cu

COM	COL	1	2	3	4	5	6	7	8	9	10	11
2000	2105	2514	2607	2654	2747	2840	2875	2957	3027	3109	3214	3622