

Standard Features



The Linc table features tapering platforms constructed of solid maple and walnut.


The Linc table is shipped fully assembly.

Veneer Selections

When specifying light finishes the natural characteristics of the wood will be visible and color will vary.

MPL Maple

Quarter Cut, Slip Matched

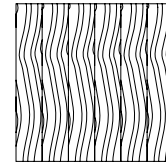


Standard Finish

- 871 860 861
- 837 836 823
- 865 805 866
- 872 839 845
- 870

WLT Walnut

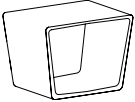
Quarter Cut, Slip Matched

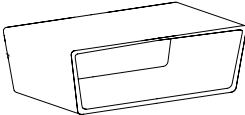


Standard Finish

- 872 861
- 870 823
- 860 866
- 839



description	sku	w	d	h	weight	MPL maple	WLT walnut
 rectangular occasional table	L18	18	24	17½	35	\$ 3306	\$ 3883

 rectangular occasional table	L48	48	26	15½	75	5629	6402
---	-----	----	----	-----	----	------	------

series	sku	material	finish
linc		MPL maple WLT walnut	see linc finishes
L C S -	-	-	