

occasional tables

price list

august 2025

laminat selections	3	float	50-51
veneer selections	4-5	gwyn	52-53
powder coat finishes	6	ice	54-55
albany	7-8	lancer	56-57
area	9-10	linc	58-59
bassa	11-14	los andes	60-61
border	15-16	luca	62-68
chance	17-18	marlowe	69-74
clue	19-22	quiet collection overview	75-76
colmere	23-25	occasional height	77-85
cp.3	26-27	mid height	86-94
curio	28-29	conference height	95-101
dymen	30-31	bar height	102-105
elevation		terms and conditions	106-108
occasional	32-37	guaranteed freight	109
drum	38-47	guaranteed freight - canada	110
facet	48-49		

Laminate Selections

A three character sku identifies each laminate selection as well as the standard finish offered. Individual components are priced with standard finish on standard laminate.

A variety of Wilsonart® standard laminates with standard finishes is offered on conference and multipurpose tables. Additional colors may be available

but are subject to upcharges and extended lead times. The laminate option is available on components where noted as an option in the material specification code.

All laminate tops will have a 3mm matching edge band.


PLL Solid Laminate

Standard Solid

- 671 Designer White, Wilsonart D354-60 Matte Finish
- 672 Frosty White, Wilsonart 1573-60 Matte Finish
- 673 Fashion Grey, Wilsonart D381-60 Matte Finish
- 674 North Sea, Wilsonart D90-60 Matte Finish
- 675 Black, Wilsonart 1595-60 Matte Finish

20% Upcharge

- 665 Snow White Velvet, Wilsonart 15501-31 Traceless Laminate
- 666 Charcoal Velvet, Wilsonart 15504-31 Traceless Laminate
- 667 Black Velvet, Wilsonart 15505-31 Traceless Laminate



WGL Woodgrain Laminate

Standard Woodgrain

- 684 Phantom Pearl, Wilsonart 8211K-28 Gloss Line Finish w/Aeon Scratch Resistant Protection
- 685 Raw Chestnut, Wilsonart 7975K-12 Soft Grain Finish w/Aeon Scratch Resistant Protection
- 686 High Line, Wilsonart 7970K-18 Linearity Finish w/Aeon Scratch Resistant Protection
- 678 New Age Oak, Wilsonart 7938-16 Casual Rustic Finish
- 679 Brazilwood, Wilsonart 7946-38 Matte Finish
- 687 Boardwalk Oak, Wilsonart 7983-38 Fine Velvet Finish
- 683 Portico Teak (Grey), Wilsonart 8210K-28 Gloss Line Finish
- 681 Studio Teak, Wilsonart 7960-16 Casual Rustic Finish
- 680 Walnut Heights, Wilsonart 7965K-12 Soft Grain Finish
- 682 Asian Night, Wilsonart 7949-16 Casual Rustic Finish



Veneer Selections

A three character sku identifies each species as well as the standard finish offered. Individual components are priced with standard finish. Special finishes on veneers made to customer specifications are subject to factory approval and a 10% net upcharge with a \$500 net minimum.

Transparent stains and sealers are applied in multiple steps to enhance the beauty of the natural wood. A durable, baked-on, top-coat of conversion


varnish or UV topcoat is applied to protect the product. It is recommended that felt, cork or fabric backed desk pads and accessories are used on work-surfaces to minimize wear.

When specifying light finishes the natural characteristics of the wood will be visible and color will vary.

PNT Paint

Standard Finish
100
101

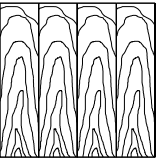
ASH Ash
Rift Cut



Standard Finish
871 870 839
837 860 861
865 836 866
872 805 845


ASH Select Finishes
M73 M72 M75
M74 M76 M77
M71

MPL Maple
Flat Cut



Standard Finish
871 860 861
837 836 823
865 805 866
872 839 845
870

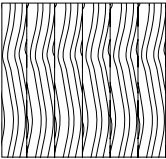
OAK Oak
Rift Cut



Standard Finish
871 870 839
837 860 861
865 836 866
872 805 845

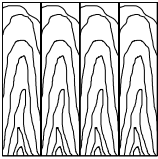
OAK Select Finishes
M73 M72 M75
M74 M76 M77
M71

PLD Paldao
Quarter Cut

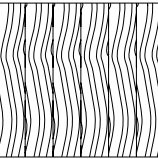


Standard Finish
871 860 823
872 861 866
870 839

WLT Walnut
Flat Cut




WLT Walnut
Quarter Cut, Slip Matched




Standard Finish
872 861
870 823
860 866
839

PNT Paint



100




101

100 and 101 paint finishes
available only on oak base.

ASH Ash



871




837




865




872




870



860



836




805




839



861



866



845

ASH Select Finishes




M73 Whitewash




M74 Fawn




M71 Blonde



M72 Toast



M76 Caramel



M75 Smoke



M77 Coffee

Veneer Selections

MPL Maple




OAK Oak



OAK Select Finishes



PLD Paldao



WLT Walnut



Powder Coat Finishes


A two character sku identifies each powder coat finish offered. Individual skus are priced with standard metal finish. Non-standard finishes may incur an additional charge. The powder coat option is available on skus where noted as an option in the material specification code.

Standard Finish



PS Polished Stainless Steel


Powder Coat Finishes



WH Satin White



AL Matte Aluminum




EC Ecrú



LA Latte



GR Graphite



BZ Bronze



SG Sage



IG Iron Grey



RD Black Red



BK Matte Black

Optional Powder Coat Colors - RAL

- Lead Time - Three weeks additional lead-time after color approval
- Net Up-charge - \$1000 for colors shown in Bernhard Design RAL Powder Coat Selector
- Minimum Order Quantity - None
- Approval Sample Cost - None
- Combining Products - One up-charge is applicable for multiple products on a single purchase order when they are in the same color

Standard Features




Albany tables are a collection of occasional tables designed to function individually and are available in two different heights: 15" and 18". Two veneer options are offered for the top: oak and walnut. Bases are available in brushed graphite and dark brass. Glass Tops (10mm) are available in etched back-painted black and can be used with brushed graphite base only. Tables are available in three sizes: 17", 21" and 42" diameter.

SCS Indoor Advantage™ Gold and LEVEL® 2 certified. See terms and conditions for additional environmental information.

Veneer Selections

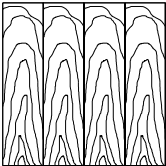
When specifying light finishes the natural characteristics of the wood will be visible and color will vary.

OAK Oak
Rift Cut, Slip Matched



Standard Finish		
871	870	839
837	860	861
865	836	866
872	805	845

WLT Walnut
Flat Cut, Slip Matched



Standard Finish	
872	861
870	823
860	866
839	

OAK Select Finishes
M73 M72 M75
M74 M76 M77
M71

Glass Selections


GEB Etched, Back-Painted Black Glass, 10 mm

Edge Profile

Veneer



Glass



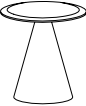



Base Selections

BB Brushed Graphite
DB Dark Brass

Note: Metal finish colors may vary between separately ordered skus.



Tops available in oak and walnut veneer, and etched, back-painted black glass.
Glass top only available with brushed graphite base.

description		sku	w	d	h	weight	OAK oak	WLT walnut	GEB glass
 wood	round occasional table	A17	17	17	18	36	\$ 1696	\$ 1855	-
		A17	17	17	18	39	-	-	\$ 2332
 glass	round occasional table	A21	21	21	18	50	1908	2067	-
		A21	21	21	18	55	-	-	2544
 wood	round occasional table	A42	42	42	15	130	3604	4028	-
		A42	42	42	15	150	-	-	5141
 glass	round occasional table	A42	42	42	15	130	3604	4028	-
		A42	42	42	15	150	-	-	5141

series	sku	base plate finish	top material	top finish
albany		BB brushed graphite DB dark brass	OAK oak WLT walnut GEB etched, back-painted black, 10 mm (only available with brushed graphite base)	see albany standard features page
A L S -	-	-	-	

Standard Features



The Area table is constructed of a solid walnut frame with a quarter cut walnut veneer top.

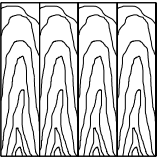
Area is shipped fully assembled.

Veneer Selections

When specifying light finishes the natural characteristics of the wood will be visible and color will vary.

WLT Walnut

Quarter Cut, Slipped Matched



Standard Finish

- 872 861
- 870 823
- 860 866
- 839



description		sku	w	d	h	weight		WLT walnut
	square occasional table	A18	18	18	20	18		\$ 2515
		A21	21	21	17½	18		2724
	square occasional table	A42	42	42	14⅝	50		4057
	rectangular occasional table	A52	52	29	14⅝	50		4692


series	sku	top material	top finish
area		WLT walnut	see area finish page
A R S -	-	W L T -	

Standard Features




Bassa is a collection of occasional tables designed to function individually, available in three different heights ranging from 15" to 18". The Bassa collection offers two top options: solid ash and spun stainless steel brushed with a low sheen clear coat or brushed brass PVD finish. The stainless steel rod base features nylon non-marring glides and is available in three finishes: polished, brushed brass PVD, and matte black powder coat. Tables are offered in three sizes: 16", 20", and 42" in diameter.

SCS Indoor Advantage™ Gold and LEVEL® 2 certified. See terms and conditions for additional environmental information.



Spun Stainless Steel Top
Clearcoat Finish



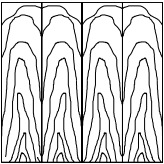
Spun Stainless Steel Top
Brushed Brass Finish

Veneer Selections

When specifying light finishes the natural characteristics of the wood will be visible and color will vary.

ASH Ash

Solid Top



Standard Finish

871	870	839
837	860	861
865	836	866
872	805	845

ASH Select Finishes

M73	M72	M75
M74	M76	M77
M71		

Edge Profiles

Solid Wood



For 16"d and 20"d
solid ash tops



For 42"d
solid ash tops

Spun Stainless Steel



For 16"d and 20"d
stainless steel tops



For 42"d
stainless steel tops

Base Finish Selections

PS Polished Stainless Steel

upcharge applies

BK Matte Black Powder Coat

B1 Brushed Brass

Note: Metal finish colors may vary between separately ordered skus.



Solid ash top.
Stainless steel base.

description		sku	w	d	h	weight	price
	round occasional table	D12	16	16	17	18	\$ 1431
	2" thick top solid ash top stainless steel base						
	round occasional table	D53	20	20	18	24	1576
	2" thick top solid ash top stainless steel base						




series	sku	base finish	top finish
bassa		PS polished stainless steel powder coat upcharge \$100 BK matte black powder coat B1 brushed brass	see bassa finish page
B A S -	-	-	

description		sku	w	d	h	weight	price
	round occasional table	DB0	42	42	15	80	\$ 3864
	2" thick top solid ash top stainless steel base						

series	sku	base finish	top finish
bassa		PS polished stainless steel powder coat upcharge \$150 BK matte black powder coat B1 brushed brass	see bassa finish page
B A S -	-	-	






Spun brushed stainless steel top.
Stainless steel base.

description		sku	w	d	h	weight	price
	round occasional table	S12	16	16	17	24	\$ 1146
	2" thick top spun brushed stainless steel top stainless steel base SCS Indoor Advantage™ Gold certified						
	round occasional table	S53	20	20	18	35	1218
	2" thick top spun brushed stainless steel top stainless steel base SCS Indoor Advantage™ Gold certified						
	round occasional table	SB0	42	42	15	159	4149
	2" thick top spun brushed stainless steel top stainless steel base SCS Indoor Advantage™ Gold certified						

series	sku	base finish
bassa		PS polished stainless steel
B A S -	-	P S



Spun brushed brass finish top.
Brushed brass base.

description		sku	w	d	h	weight	price
	round occasional table	R12	16	16	17	18	\$ 1254
	2" thick top spun brushed brass finish top brushed brass base SCS Indoor Advantage™ Gold certified						
	round occasional table	R53	20	20	18	37	1325
	2" thick top spun brushed brass finish top brushed brass base SCS Indoor Advantage™ Gold certified						
	round occasional table	RB0	42	42	15	163	4436
	2" thick top spun brushed brass finish top brushed brass base SCS Indoor Advantage™ Gold certified						

series	sku	base finish
bassa		B1 brushed brass
B A S -	-	B 1

Standard Features



The Border table is an organically shaped solid wood table whose oval top blends gracefully into its beveled base. This easily movable side table is constructed of solid oak or walnut.


The Border table ships fully assembled.

SCS Indoor Advantage™ Gold and LEVEL® 2 certified. See terms and conditions for additional environmental information.

Veneer Selections

When specifying light finishes the natural characteristics of the wood will be visible and color will vary.


OAK Oak
Rift Cut
Solid Oak



Standard Finish		
871	870	839
837	860	861
865	836	866
872	805	845



OAK Select Finishes
M73 M72 M75
M74 M76 M77

WLT Walnut
Solid Walnut



Standard Finish	
872	861
870	823
860	866
839	



description		sku	w	d	h	weight	price	
	oak occasional table	K20	20	14	18%	12	\$ 1666	
	walnut occasional table	W20	20	14	18%	12	1826	

series	sku	finish
border		see border finish page
B D S -	-	

Standard Features



The Chance table is available in four top options: maple or walnut veneer with a flat edge, 1/2" (12.7mm) glacier white Corian® with radius edge and 1/2" (12.7mm) black Fenix NTM® with a flat edge. Chance bases are available in polished stainless steel or matte black powder coat finish.

The Chance table ships fully assembled.


SCS Indoor Advantage™ Gold and LEVEL® 2 certified. See terms and conditions for additional environmental information.

Veneer Selections

When specifying light finishes the natural characteristics of the wood will be visible and color will vary.

MPL Maple

Quarter Cut, Slip Matched

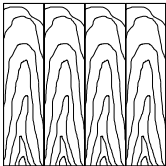


Standard Finish

871	860	861
837	836	823
865	805	866
872	839	845
870		

WLT Walnut

Quarter Cut, Slip Matched



Standard Finish

872	861
870	823
860	866
839	

Solid Surface Selections

SSF Corian®

Standard Finish

CGW Glacier White

FEN Fenix ntm - available on chance only

Standard Finish

CNB Black

Edge Profiles

Wood



Corian



Fenix NTM





Black fenix ntm available on chance only

description		sku	w	d	h	weight	MPL maple	WLT walnut	SSF corian	FEN fenix
	mid height table	H22	21 ⁵ / ₈	15 ³ / ₄	23 ⁷ / ₈	27	\$ 1625	\$ 1669	\$ 1924	\$ 1840
	occasional table	H28	27 ¹ / ₂	18 ¹ / ₂	17 ¹ / ₈	27	2092	2180	2479	2287
	occasional table	H37	36 ⁷ / ₈	30 ⁷ / ₈	15	50	2946	3073	3755	3613

series	sku	base finish	top material	top finish
chance		PS polished stainless steel BK matte black powder coat	MPL maple WLT walnut SSF corian FEN fenix	see chance finish page
C H S -	-	-	-	




Standard Features



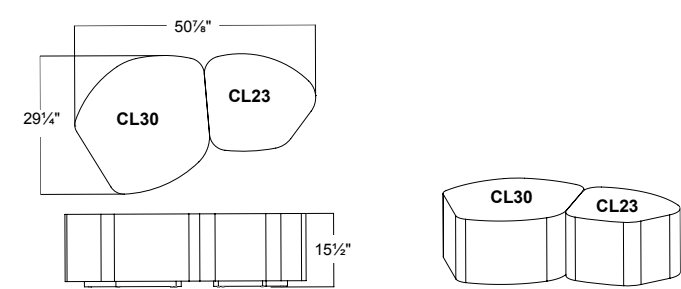
Clue is a collection of round and organic-shaped tables that may be used individually or grouped together to form configurations. The round tables are available in three different heights ranging from 13½" to 17½". Organic-shaped tables are available in two different heights, 13½" and 15½". The tables offer an optional power + USB module installed in the top of the work surface.

Veneer Selections

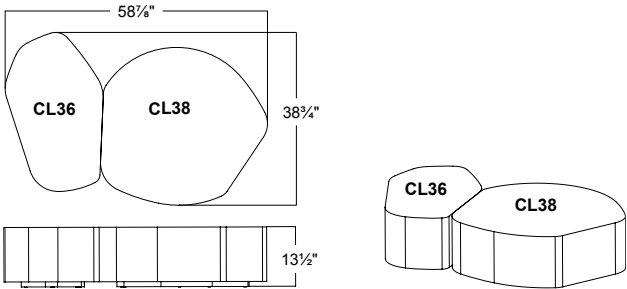
When specifying light finishes the natural characteristics of the wood will be visible and color will vary.

MPL Maple Quarter Cut Slip Matched	OAK Oak Quarter Cut Slip Matched	WLT Walnut Quarter Cut Slip Matched
		
Standard Finish	Standard Finish	Standard Finish
871 805	871 870 839	872 861
837 839	837 860 861	870 823
865 861	865 836 866	860 866
872 823	872 805 845	839
870 866		
860 845	OAK Select Finishes	
836	M73 M72 M75	
	M74 M76 M77	

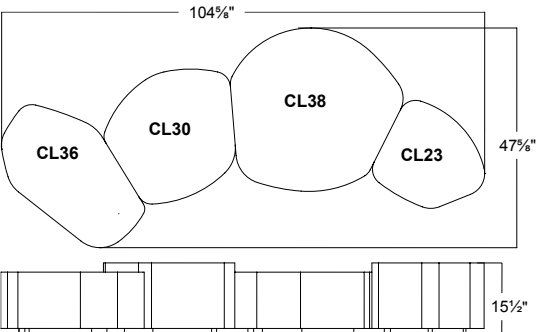
Sample Configurations



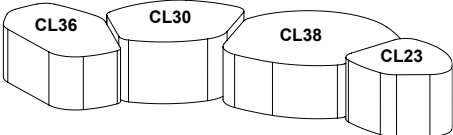
Clue Configuration 1



Clue Configuration 2



Clue Configuration 3



Round Surface Power + USB Module

The round surface power + USB module includes (1) 15 amp receptacle, (1) 2 amp USB-A port and (1) 2 amp USB-C port. Options for one or two round surface power + USB modules are available depending on table size. Modules are available in white, nickel and black finishes and are UL approved with spill-proof technology. Each table includes a 15 amp 9' black cord. Power comes installed.

Power Specification: When specifying the round surface power + USB module for power use the following codes:

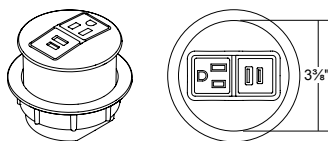
1SN Nickel Trim/White Outlets (1 module)

1SW White Trim/White Outlets (1 module)

1SB Black Trim/Black Outlets (1 module)

Power Module

Brushed Nickel / Matte Black / Matte White

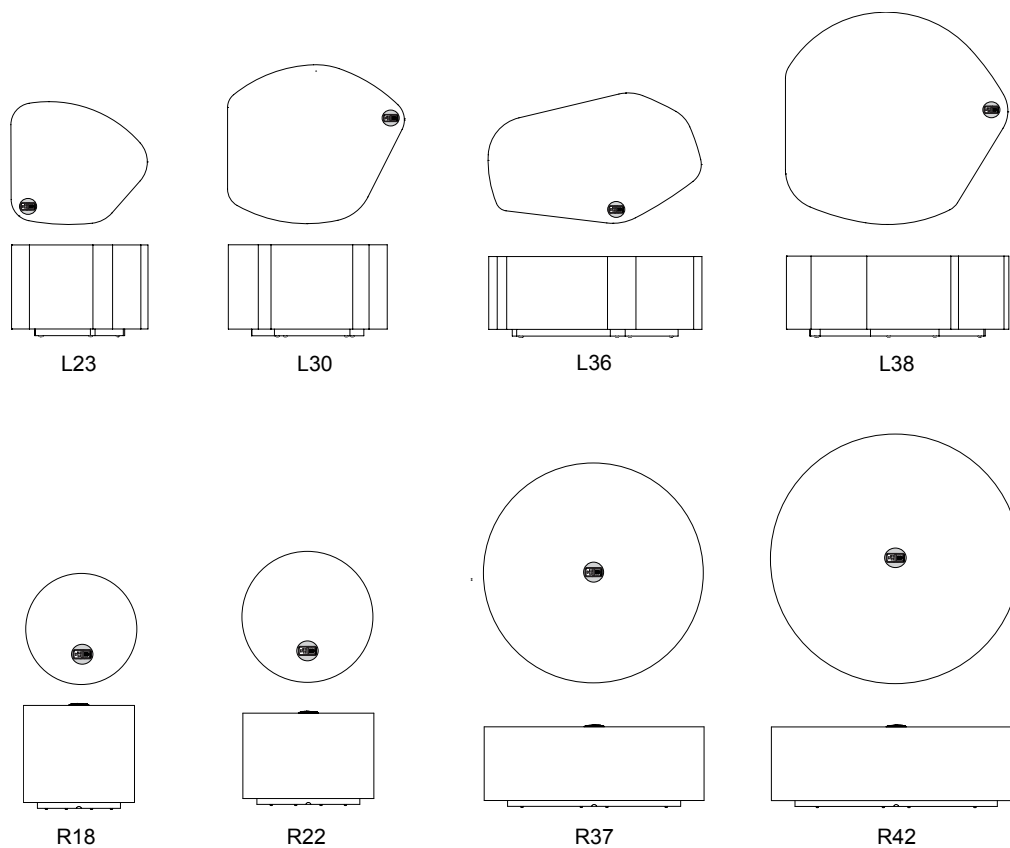


(1) 20 v 60 Hz. 15 amp receptacles





(1) 2 amp USB-A port, 10 watt

(1) 2 amp USB-C port, 20 watt

3 $\frac{3}{4}$ "w x 3 $\frac{3}{4}$ "d x 2 $\frac{1}{4}$ "h


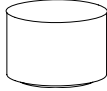
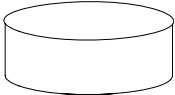

Power Module Locations

occasional tables

description		sku	w	d	h	weight	MPL maple	OAK oak	WLT walnut
	occasional table	L23	23	20¾	15½	37	\$ 3755	\$ 4070	\$ 4266
	occasional table	L30	29¾	26¾	15½	49	4438	4734	4950
	occasional table	L36	35¾	21¾	13½	53	4438	4734	4950
	occasional table	L38	37	35¾	13½	67	5120	5395	5631

series	sku	material	material finish	power	
clue		MPL maple OAK oak WLT walnut	see clue finish page	1SN round surface power module - nickel trim 1SW round surface power module - white trim 1SB round surface power module - black trim	upcharge \$1073 upcharge \$1073 upcharge \$1073
C L S -	-	-	-		

occasional tables

description		sku	w	d	h	weight	MPL maple	OAK oak	WLT walnut
	occasional table	R18	18½	18½	17½	55	\$ 3503	\$ 3510	\$ 3656
	occasional table	R22	22½	22½	15½	63	3665	3763	4004
	occasional table	R37	36½	36½	13½	115	5125	5196	5409
	occasional table	R42	42½	42½	13½	140	5729	5871	6115

series	sku	material	material finish	power	
clue		MPL maple OAK oak WLT walnut	see clue finish page	1SN round surface power module - nickel trim 1SW round surface power module - white trim 1SB round surface power module - black trim	upcharge \$1073 upcharge \$1073 upcharge \$1073
C L S -	-	-	-		

Standard Features



Colmere is a collection of occasional tables designed to function individually in three different heights ranging from 14" to 18". The Colmere table collection offers a versatile range in style with four tabletop options: oak veneer, walnut veneer, polished white quartz, matte black quartz and a specialty laminated glass featuring 1/4" clear back-painted gray top combined with 3/8" black smoke glass underneath. The stainless steel base is available in two finishes: polished and matte black powder coat. Tables are offered in three sizes: 18", 21", and 42".


SCS Indoor Advantage™ Gold and LEVEL® 2 certified. See terms and conditions for additional environmental information.

Veneer Selections

When specifying light finishes the natural characteristics of the wood will be visible and color will vary.

OAK Oak

Rift Cut, Slip Matched



Standard Finish

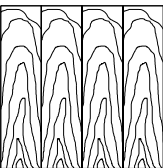
- | | | |
|-----|-----|-----|
| 871 | 870 | 839 |
| 837 | 860 | 861 |
| 865 | 836 | 866 |
| 872 | 805 | 845 |

OAK Select Finishes

- | | | |
|-----|-----|-----|
| M73 | M72 | M75 |
| M74 | M76 | M77 |
| M71 | | |

WLT Walnut

Flat Cut, Slip Matched



Standard Finish

- | | |
|-----|-----|
| 872 | 861 |
| 870 | 823 |
| 860 | 866 |
| 839 | |

Solid Surface Selection




Corian® Quartz
Ethereal White - Polished




Corian® Quartz
Tahitian Sand - Polished

Edge Profiles

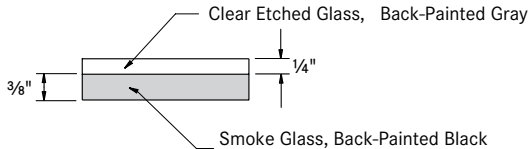
Veneer



Quartz



Laminated Glass Top - Not sampled in house



Base Finish Selections

PA Polished Aluminum

upcharge applies

- WH satin white powder coat
- EC ecru powder coat
- LA latte powder coat
- GR graphite powder coat
- BZ bronze powder coat
- IG iron grey powder coat
- RD black red powder coat
- BK matte black powder coat

Note: Metal finish colors may vary between separately ordered skus.



Oak or walnut veneer top.
Stainless steel base.

description		sku	w	d	h	weight	OAK oak	WLT walnut
	round occasional table	D33	18	18	18	23	\$ 1790	\$ 1862
	veneer top stainless steel base							
round occasional table		D62	21	21	17	24	1898	1969
veneer top stainless steel base								

series	sku	base finish		top material	
colmere		PS	polished stainless steel	OAK	oak
			powder coat upcharge \$100	WLT	walnut
		WH	satin white powder coat		
		EC	ecru powder coat	BZ	bronze powder coat
		LA	latte powder coat	IG	iron grey powder coat
		GR	graphite powder coat	RD	black red powder coat
				BK	matte black powder coat
C M S -	-				

description		sku	w	d	h	weight	OAK oak	WLT walnut
	round occasional table	DB0	42	42	14	68	\$ 2861	\$ 3078
	veneer top stainless steel base							

series	sku	base finish		top material	
colmere		PS	polished stainless steel	OAK	oak
			powder coat upcharge \$150	WLT	walnut
		WH	satin white powder coat		
		EC	ecru powder coat	BZ	bronze powder coat
		LA	latte powder coat	IG	iron grey powder coat
		GR	graphite powder coat	RD	black red powder coat
				BK	matte black powder coat
C M S -	-				



Laminated glass or quartz top.
Stainless steel base.

description		sku	w	d	h	weight	specifications	laminated glass	quartz
	round occasional table	G33	18	18	18	32	laminated glass top	\$ 5151	-
		T33	18	18	18	34	polished white quartz top	-	\$ 2291
	stainless steel base	B33	18	18	18	34	matte black quartz top	-	2861
	round occasional table	G62	21	21	17	38	laminated glass top	\$ 5437	-
		T62	21	21	17	43	polished white quartz top	-	\$ 2577
	stainless steel base	B62	21	21	17	43	matte black quartz top	-	3149

series	sku	base finish	
colmere		PS	polished stainless steel
		powder coat upcharge \$100	
		WH	satin white powder coat
		EC	ecru powder coat
		LA	latte powder coat
		GR	graphite powder coat
		BZ	bronze powder coat
		IG	iron grey powder coat
		RD	black red powder coat
		BK	matte black powder coat
C M S -	-		

description		sku	w	d	h	weight	specifications	laminated glass	quartz
	round occasional table	GB0	42	42	14	119	laminated glass top	\$ 9299	-
		TB0	42	42	14	160	polished white quartz top	-	\$ 8298
	stainless steel base	BB0	42	42	14	160	matte black quartz top	-	8870

series	sku	base finish	
colmere		PS	polished stainless steel
		powder coat upcharge \$150	
		WH	satin white powder coat
		EC	ecru powder coat
		LA	latte powder coat
		GR	graphite powder coat
		BZ	bronze powder coat
		IG	iron grey powder coat
		RD	black red powder coat
		BK	matte black powder coat
C M S -	-		

Standard Features



The Cp.3 table is available with four top options: 1/2" (12.7mm) leaded glass with a polished flat edge or 7/8" (22.2mm) glacier white corian, oak or walnut veneer with a reverse bevel edge. The frame is stainless steel with a brushed, polished or matte black powder coat finish. Bumpers protect the glass and prevent movement.

The Cp.3 table with a corian, walnut or oak veneer top is shipped assembled. When the glass option is specified, the table and top are packed separately in the same carton.


SCS Indoor Advantage™ Gold and LEVEL® 2 certified. See terms and conditions for additional environmental information.

Veneer Selections

When specifying light finishes the natural characteristics of the wood will be visible and color will vary.

OAK Oak

Rift Cut



Standard Finish

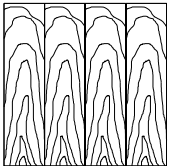
871	870	839
837	860	861
865	836	866
872	805	845

OAK Select Finishes

M73	M72	M75
M74	M76	M77
M71		

WLT Walnut

Quarter Cut, Slip Matched



Standard Finish

872	861
870	823
860	866
839	

Glass Selections

GCL Clear Glass

Solid Surface Selections

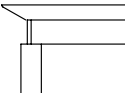
SSF Corian®

Standard Finish

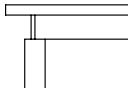
CGW Glacier White

Edge Profiles

Wood/Corian



Glass





description		sku	w	d	h	weight	specifications	GCL glass	OAK oak	WLT walnut	SSF corian
round occasional table											
	glass top	P21	21	21	18	39	brushed/polished base	\$ 1372	-	-	-
	base leg diameter: ¾" stretcher bar height: 1⅝" specify top material GCF	P21	21	21	18	39	matte black powder coat base	1457	-	-	-
corian, oak or walnut											
	brushed/polished base	P22	22	22	18¾	32		-	\$ 1701	\$ 1846	\$ 3866
	base leg diameter: ¾" stretcher bar height: 1⅝" weight with corian top: 43 lbs specify top material SSF, OAK or WLT	P22	22	22	18¾	32	matte black powder coat base	-	1787	1929	3953
round coffee table											
	glass top	P42	42	42	15	100	brushed/polished base	2735	-	-	-
	base leg diameter: 1" stretcher bar height: 1½" specify top material GCF	P42	42	42	15	100	matte black powder coat base	2861	-	-	-
corian, oak or walnut											
	brushed/polished base	P42	42	42	15¾	59		-	3395	3679	9811
	base leg diameter: 1" stretcher bar height: 1½" weight with corian top: 113 lbs specify top material SSF, OAK or WLT	P42	42	42	15¾	59	matte black powder coat base	-	3520	3806	9939

series	sku	base finish	top material	top finish
cp.3		BS brushed stainless steel PS polished stainless steel BK matte black powder coat	OAK oak WLT walnut GCL glass - clear SSF corian	see cp.3 finish page
C 3 S -	-	-	-	

Standard Features



The Curio table is available in maple and walnut with options for ½" thick starfire glass insert. Solid surface materials or stone may be used as an insert. However, these materials are considered COM and must be purchased separately thru a local supplier and field installed. COM inserts should be a minimum of ½" thick and a maximum of ¾" thick.


The use of a stone insert is not recommended on the 42" Curio table due to the weight of the material.

The Curio table is shipped assembled. When the glass insert option is specified, the table and top are packed separately in the same carton.

Veneer Selections

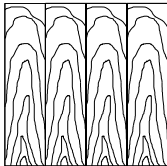
When specifying light finishes the natural characteristics of the wood will be visible and color will vary.

MPL Maple
Quarter Cut, Slip Matched



Standard Finish
871 860 861
837 836 823
865 805 866
872 839 845
870

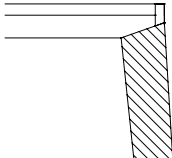
WLT Walnut
Quarter Cut, Slip Matched



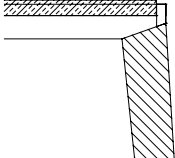
Standard Finish
872 861
870 823
860 866
839

Design Selection

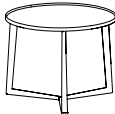

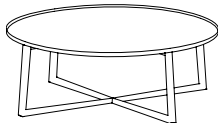
Wood Top Detail



Glass Insert Detail





description		sku	w	d	h	MPL maple	Glass for MPL Insert	WLT walnut	Glass for WLT Insert
	occasional table	W19	19	19	19	\$ 1501	-	\$ 1801	-
		G19	19	19	19	-	\$ 1925	-	\$ 2230
	insert diameter: 18 1/8"								
	occasional table	W22	22	22	18 1/2	1612	-	1925	-
		G22	22	22	18 1/2	-	2142	-	2463
	insert diameter: 21 1/8"								
	occasional table	W42	42	42	15	2355	-	2824	-
		G42	42	42	15	-	3841	-	4308
	insert diameter: 41 1/8" not suitable for stone insert								

series	sku	material	finish
curio		MPL maple WLT walnut	see curio finish page
C U S -	-	-	

Standard Features



Dymen is a collection of occasional tables designed to function individually and is offered in two heights: 14¼" and 18". The Dymen tables are constructed from solid suar wood with a standard black glaze finish and come with non-marring glides. Tables are available in two round sizes: 13" and 24". Each table features unique natural characteristics, and slight variations or movement in wood may occur over time. Cracks may occasionally be present as an inherent part of the wood curing process and are not of structural concern.

SCS Indoor Advantage™ Gold certified. See terms and conditions for additional environmental information.



Note: Cracks may occasionally be present as an inherent part of the wood curing process and are not of structural concern.

Finish Selection


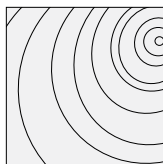
The natural characteristics of the wood will be visible and color will vary.

Solid Wood Selection

Suar Wood

Solid Wood

Black glaze finish




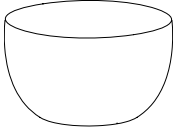
Suar wood, known as the Albizia Saman species and often referred to as Acacia or Raintree, is a large fast-growing tropical tree that can grow up to 80' high and 30' in diameter. Recognized by its umbrella canopy, the tree naturally creates an insulated, cool-climate underneath its thick, leafy branches. These trees tend to be blown over from high winds during the rainy season, after which it is then sustainably harvested from these natural events.

Given its crisscrossed interlocking grains, suar-wood is highly sought-after for its robustness. Moderately heavy yet extremely strong, suar wood is highly resistant to decay and features a hardness and striking wood grain, similar to walnut.

A sustainable resource with NatureServe conservation status G5 – Globally, suar wood is widespread and is in no danger of extinction. It is a fast-growing tree that can reach a very spectacular size in a few decades, and is not listed in the CITES appendices or on the IUCN Red List of threatened species.



Solid suar wood
non-marring glides

description		sku	w	d	h	weight	price	
	round table	D03	13	13	18	46	\$ 716	
	each piece features unique characteristic variations separations or cracks are inherent to the natural material							
	round table	D9A	24	24	14¼	138	1289	
	each piece features unique characteristic variations separations or cracks are inherent to the natural material							

series	sku
dymen	
D Y S -	

Standard Features



Elevation occasional tables include a series of round and square tables with symmetrical fin legs in bronze metallic or matte black powdercoat. Tops are available in oak, walnut or Corian®. Three different charging solutions are integrated into the tables: round surface power + USB module, corded wireless charging and round surface power + USB/corded wireless charging. Tables ship flat packed and assembly is required. See installation instruction.

Elevation occasional tables are part of the Elevation Modular System. Also included in the collection are benches, ottomans, mid-height tables and drum tables. See Bernhardtdesign.com for additional product information.

SCS Indoor Advantage™ Gold and LEVEL® 2 certified. See terms and conditions for additional environmental information.


Laminate Selection

PLL Solid Laminate
Standard Solid
671 Designer White, Wilsonart D354-60 Matte Finish

Veneer Selections


When specifying light finishes the natural characteristics of the wood will be visible and color will vary.

OAK Oak
Rift Cut, Slip Matched



Standard Finish
871 870 839
837 860 861
865 836 866
872 805 845

WLT Walnut
Quarter Cut, Slip Matched



Standard Finish
872 861
870 823
860 866
839

OAK Select Finishes
M73 M72 M75
M74 M76 M77
M71

Solid Surface Selection

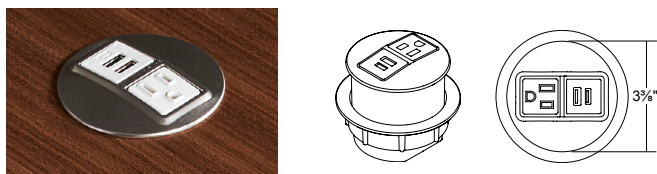
SSF Corian®
Standard Finish
CGW Glacier White

Power Options

The Elevation table collection offers three power options available on tables, depending on the table size ordered: round surface power module + USB, corded wireless power module and round surface power module + USB and corded wireless power module combination.

When specifying power for the Elevation drum table, select the type of power for each table and use the codes below to specify the power option chosen when ordering or use code 000 when no power is needed.

Round Surface Power + USB Module

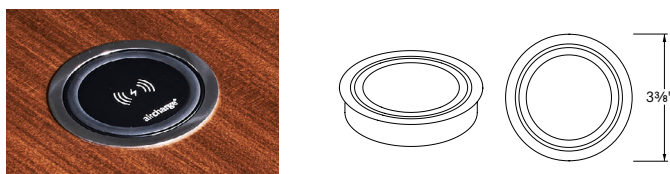


The round surface power + USB module includes (1) 15 amp receptacle, (1) 2 amp USB-A port and (1) 2 amp USB-C port. Options for one or two round surface power + USB modules are available depending on table size. Modules are available in white, chrome and black finishes and are UL approved with spill-proof technology. Each table includes a 15 amp 9' black cord. Power comes installed.

Power Specification: When specifying the round surface power + USB module for power use the following codes:

1SN Nickel Trim/White Outlets (1 module) **2SN** Nickel Trim/White Outlets (2 modules)
1SW White Trim/White Outlets (1 module) **2SW** White Trim/White Outlets (2 modules)
1SB Black Trim/Black Outlets (1 module) **2SB** Black Trim/Black Outlets (2 modules)

Corded Wireless Charging



Elevation offers corded wireless charging options on occasional, drum and multipurpose tables. Wireless power modules are surface mounted and are compatible with all Qi-certified smartphones and devices. Options for one or two corded wireless modules are available depending on table size. Corded wireless chargers are available in a nickel trim with black center and include a 78" USB power cord along with a 3 amp USB power adapter. Power comes installed.

Power Specification: When specifying the round surface power + USB module for power use the following codes:

1WN - Nickel Trim/Black Center (1 module)

Round Surface Power + USB Module/ Corded Wireless Charging



Elevation offers a combination of both round surface power + USB and corded wireless module available installed into one table. This option is available on all elevation drum tables. Power comes installed.

Power Specification: When specifying the round surface power + USB module/ corded wireless module for power use the following codes:

WSN Round Surface Power + USB - Nickel Trim/White Outlets (1 module)
 Corded Wireless Charging - Nickel Trim/Black Center (1 module)

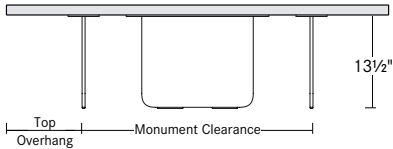
Grommet Placement

The grommet placement codes below correlate with the SKU numbers for Elevation drum tables. Each code represents the table sku, grommet placement, type of power available and number of power modules available.

Illustrations are for grommet placement only. Overall dimensions will vary between round surface power + USB modules and corded wireless charging modules.

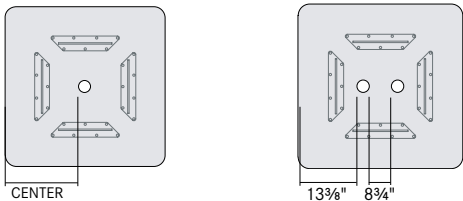
See pricing pages for power upcharges.

Overhang Summary



SKU	Top Overhang	Monument Clearance
BSL 42" Square	8 1/2"	24 1/4"
CSL 48" Square	8 1/2"	30 1/4"
BRL 42" Round	9 1/2"	22 1/4"
CRL 48" Round	9 1/2"	28 1/4"

BSL 42" Square Occasional Table



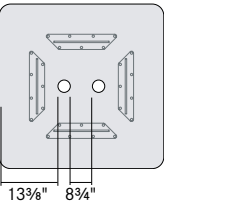
Power Options

Round Surface Power + USB (1)

- 1SN Nickel Finish
- 1SW White Finish
- 1SB Black Finish

Corded Wireless (1)

- 1WN Nickel Finish



Round Surface Power + USB (2)

- 2SN Nickel Finish
- 2SW White Finish
- 2SB Black Finish

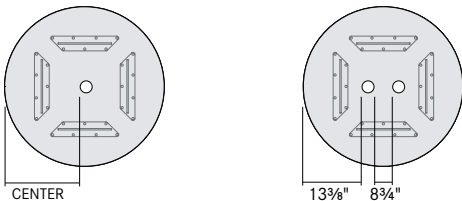
Corded Wireless (2)

- 2WN Nickel Finish

Round Surface Power + USB/
Corded Wireless (1 module of each)

- WSN Nickel Finish

BRL 42" Round Occasional Table



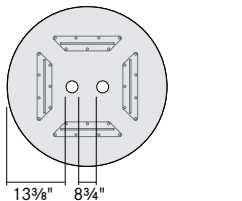
Power Options

Round Surface Power + USB (1)

- 1SN Nickel Finish
- 1SW White Finish
- 1SB Black Finish

Corded Wireless (1)

- 1WN Nickel Finish



Round Surface Power + USB (2)

- 2SN Nickel Finish
- 2SW White Finish
- 2SB Black Finish

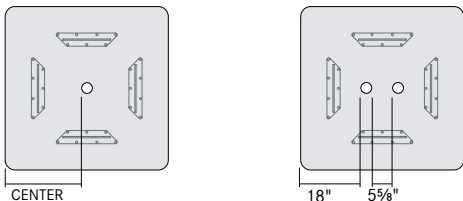
Corded Wireless (2)

- 2WN Nickel Finish

Round Surface Power + USB/
Corded Wireless (1 module of each)

- WSN Nickel Finish

CSL 48" Square Occasional Table



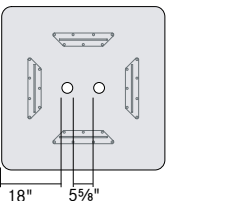
Power Options

Round Surface Power + USB (1)

- 1SN Nickel Finish
- 1SW White Finish
- 1SB Black Finish

Corded Wireless (1)

- 1WN Nickel Finish



Round Surface Power + USB (2)

- 2SN Nickel Finish
- 2SW White Finish
- 2SB Black Finish

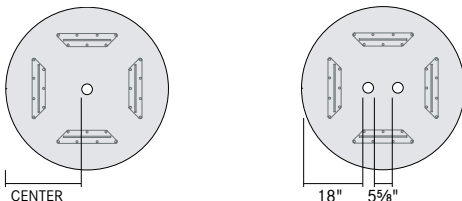
Corded Wireless (2)

- 2WN Nickel Finish

Round Surface Power + USB/
Corded Wireless (1 module of each)

- WSN Nickel Finish

CRL 48" Round Occasional Table



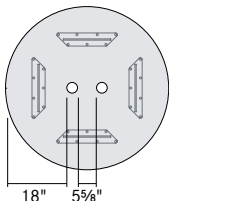
Power Options

Round Surface Power + USB (1)

- 1SN Nickel Finish
- 1SW White Finish
- 1SB Black Finish

Corded Wireless (1)

- 1WN Nickel Finish



Round Surface Power + USB (2)

- 2SN Nickel Finish
- 2SW White Finish
- 2SB Black Finish

Corded Wireless (2)

- 2WN Nickel Finish

Round Surface Power + USB/
Corded Wireless (1 module of each)

- WSN Nickel Finish

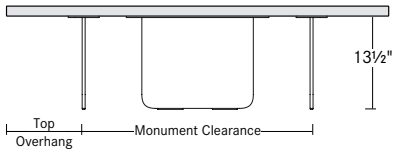
Grommet Placement

The grommet placement codes below correlate with the SKU numbers for Elevation drum tables. Each code represents the table sku, grommet placement, type of power available and number of power modules available.

Illustrations are for grommet placement only. Overall dimensions will vary between round surface power + USB modules and corded wireless charging modules.

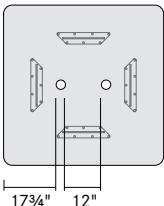
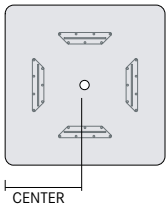
See pricing pages for power upcharges.

Overhang Summary



SKU	Top Overhang	Monument Clearance
DSL 54" Square	8½"	36 1¼"
ESL 60" Square	8½"	42¼"
DRL 54" Round	11"	31¼"
ERL 60" Round	11"	37¼"

DSL 54" Square Occasional Table



Power Options

Round Surface Power + USB (1)

- 1SN Nickel Finish
- 1SW White Finish
- 1SB Black Finish

Corded Wireless (1)

- 1WN Nickel Finish

Round Surface Power + USB (2)

- 2SN Nickel Finish
- 2SW White Finish
- 2SB Black Finish

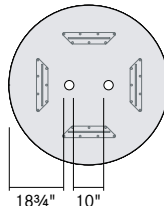
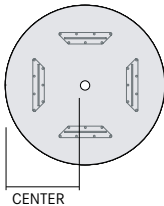
Corded Wireless (2)

- 2WN Nickel Finish

Round Surface Power + USB/
Corded Wireless (1 module of each)

- WSN Nickel Finish

DRL 54" Round Occasional Table



Power Options

Round Surface Power + USB (1)

- 1SN Nickel Finish
- 1SW White Finish
- 1SB Black Finish

Corded Wireless (1)

- 1WN Nickel Finish

Round Surface Power + USB (2)

- 2SN Nickel Finish
- 2SW White Finish
- 2SB Black Finish

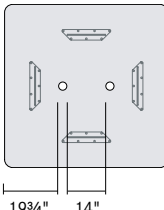
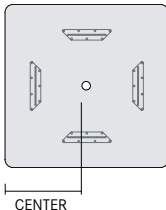
Corded Wireless (2)

- 2WN Nickel Finish

Round Surface Power + USB/
Corded Wireless (1 module of each)

- WSN Nickel Finish

ESL 60" Square Occasional Table



Power Options

Round Surface Power + USB (2)

- 1SN Nickel Finish
- 1SW White Finish
- 1SB Black Finish

Corded Wireless (1)

- 1WN Nickel Finish

Round Surface Power + USB (2)

- 2SN Nickel Finish
- 2SW White Finish
- 2SB Black Finish

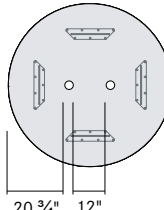
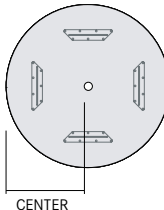
Corded Wireless (2)

- 2WN Nickel Finish

Round Surface Power + USB/
Corded Wireless (1 module of each)

- WSN Nickel Finish

ERL 60" Round Occasional Table



Power Options

Round Surface Power + USB (1)

- 1SN Nickel Finish
- 1SW White Finish
- 1SB Black Finish

Corded Wireless (1)

- 1WN Nickel Finish

Round Surface Power + USB (2)

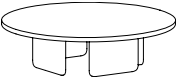
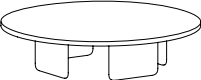
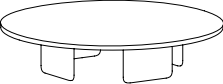
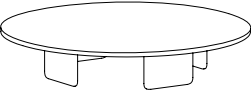
- 2SN Nickel Finish
- 2SW White Finish
- 2SB Black Finish

Corded Wireless (2)

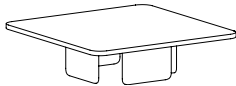
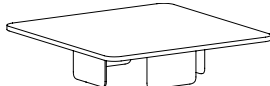
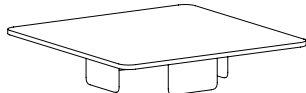
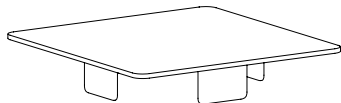
- 2WN Nickel Finish

Round Surface Power + USB/
Corded Wireless (1 module of each)

- WSN Nickel Finish

description	sku	w	d	h	weight	PLL solid laminate	OAK oak	WLT walnut	SSF corian
round table 	BRL	42	42	13	111	\$ 4220	\$ 4650	\$ 4765	\$ 8279
Pricing shown is without power. Power upcharge applies. Specify power below.									
round table 	CRL	48	48	13	132	4376	4805	4923	9216
Pricing shown is without power. Power upcharge applies. Specify power below.									
round table 	DRL	54	54	13	156	4572	5001	5156	10153
Pricing shown is without power. Power upcharge applies. Specify power below.									
round table 	ERL	60	60	13	182	4805	5234	5430	12340
Pricing shown is without power. Power upcharge applies. Specify power below.									

series	sku	base finish	top	top finish	power
elevation		BRZ bronze metallic powder coat BLK matte black powder coat	PLL laminate OAK oak WLT walnut SSF corian	see elevation finish page	1SN round surface power + (1) USB - nickel/white upcharge \$1073 1SW round surface power + (1) USB - white/white upcharge \$1073 1SB round surface power + (1) USB - black/black upcharge \$1073 2SN round surface power + (2) USB - nickel/white upcharge \$2146 2SW round surface power + (2) USB - white/white upcharge \$2146 2SB round surface power + (2) USB - black/black upcharge \$2146 1WN corded wireless - nickel/white upcharge \$477 2WN corded wireless - nickel/white upcharge \$953 WSN round surface power + (1) USB / corded wireless - nickel/white upcharge \$1550
E V S -	-				

description	sku	w	d	h	weight	PLL solid laminate	OAK oak	WLT walnut	SSF corian
<div>square table</div> <div></div>	BSL	42	42	13	130	\$ 4220	\$ 4650	\$ 4765	\$ 7653
Pricing shown is without power. Power upcharge applies. Specify power below.									
<div>square table</div> <div></div>	CSL	48	48	13	157	4376	4805	4923	8592
Pricing shown is without power. Power upcharge applies. Specify power below.									
<div>square table</div> <div></div>	DSL	54	54	13	187	4572	5001	5156	9528
Pricing listed is without power, see power options below See page 3 for power locations When specifying battery wireless charging, a battery docking station is required									
<div>square table</div> <div></div>	ESL	60	60	13	221	4805	5234	5430	11716
Pricing shown is without power. Power upcharge applies. Specify power below.									

series	sku	base finish	top	top finish	power
elevation		BRZ bronze metallic powder coat BLK matte black powder coat	PLL laminate OAK oak WLT walnut SSF corian	see elevation finish page	1SN round surface power + (1) USB - nickel/white upcharge \$1073 1SW round surface power + (1) USB - white/white upcharge \$1073 1SB round surface power + (1) USB - black/black upcharge \$1073 2SN round surface power + (2) USB - nickel/white upcharge \$2146 2SW round surface power + (2) USB - white/white upcharge \$2146 2SB round surface power + (2) USB - black/black upcharge \$2146 1WN corded wireless - nickel/white upcharge \$477 2WN corded wireless - nickel/white upcharge \$953 WSN round surface power + (1) USB/ corded wireless - nickel/white upcharge \$1550
E V S -	-				

Standard Features



Elevation drum is a series of round and square tables. The tables are available in various sizes with oak or walnut veneer bases and contrasting tops in oak, walnut, Corian® or stone. When selecting oak or walnut tops, the base must be the same wood species. Three different charging solutions are integrated into the tables: round surface power + USB module, corded wireless charging and round surface power + USB/corded wireless charging.

Elevation drum tables are part of the Elevation Modular System. Also included in the collection are benches, ottomans, occasional tables and mid-height tables. See Bernhardtdesign.com for additional product information.


LEVEL® 2 certified. See terms and conditions for additional environmental information.

Veneer Selections

When specifying light finishes the natural characteristics of the wood will be visible and color will vary.

OAK Oak

Rift Cut, Slip Matched




Standard Finish

871 870 839
837 860 861
865 836 866
872 805 845

WLT Walnut

Quarter Cut, Slip Matched



Standard Finish

872 861
870 823
860 866
839

OAK Select Finishes

M73 M72 M75
M74 M76 M77
M71

Solid Surface Selection (Tops Only)

SSF Corian®

Standard Finish

CGW Glacier White

Stone Selection (Tops Only)

STN Stone

Standard Finish

QWH Corian® Quartz Ethereal White - Polished

QBK Corian® Quartz Tahitian Sand - Polished



Corian® Quartz
Ethereal White - Polished



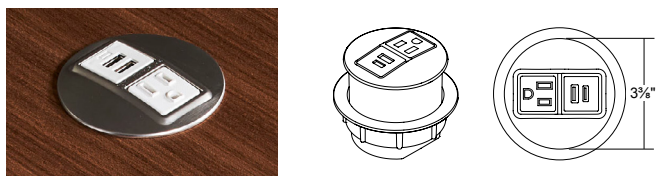
Corian® Quartz
Tahitian Sand - Polished

Power Options

The Elevation table collection offers three power options available on tables, depending on the table size ordered: round surface power module + USB, corded wireless power module and round surface power module + USB and corded wireless power module combination.

When specifying power for the Elevation drum table, select the type of power for each table and use the codes below to specify the power option chosen when ordering or use code 000 when no power is needed.

Round Surface Power + USB Module

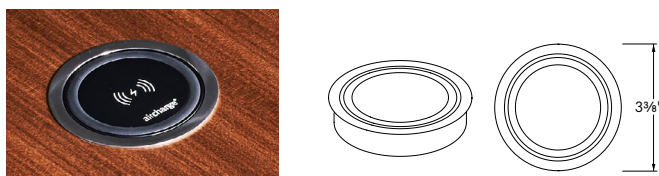


The round surface power + USB module includes (1) 15 amp receptacle, (1) 2 amp USB-A port and (1) 2 amp USB-C port. Options for one or two round surface power + USB modules are available depending on table size. Modules are available in white, chrome and black finishes and are UL approved with spill-proof technology. Each table includes a 15 amp 9' black cord. Power comes installed.

Power Specification: When specifying the round surface power + USB module for power use the following codes:

1SN Nickel Trim/White Outlets (1 module) **2SN** Nickel Trim/White Outlets (2 modules)
1SW White Trim/White Outlets (1 module) **2SW** White Trim/White Outlets (2 modules)
1SB Black Trim/Black Outlets (1 module) **2SB** Black Trim/Black Outlets (2 modules)

Corded Wireless Charging




Elevation offers corded wireless charging options on occasional, drum and multipurpose tables. Wireless power modules are surface mounted and are compatible with all Qi-certified smartphones and devices. Options for one or two corded wireless modules are available depending on table size. Corded wireless chargers are available in a nickel trim with black center and include a 78" USB power cord along with a 3 amp USB power adapter. Power comes installed.

Power Specification: When specifying the round surface power + USB module for power use the following codes:

1WN - Nickel Trim/Black Center (1 module)

Round Surface Power + USB Module/ Corded Wireless Charging



Elevation offers a combination of both round surface power + USB and corded wireless module available installed into one table. This option is available on all elevation drum tables. Power comes installed.

Power Specification: When specifying the round surface power + USB module/corded wireless module for power use the following codes:

WSN Round Surface Power + USB - Nickel Trim/White Outlets (1 module)
 Corded Wireless Charging - Nickel Trim/Black Center (1 module)

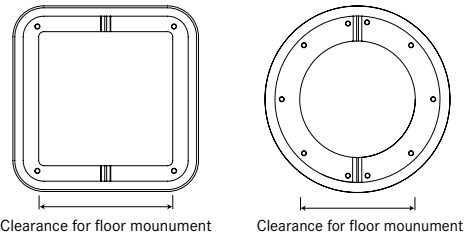
Grommet Placement

The grommet placement codes below correlate with the SKU numbers for Elevation drum tables. Each code represents the table sku, grommet placement, type of power available and number of power modules available.

Illustrations are for grommet placement only. Overall dimensions will vary between round surface power + USB modules and corded wireless charging modules.

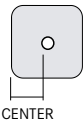
See pricing pages for power upcharges.

Underside Drum Table View



SKU	Monument Clearance
ZDS 18" Square	13"
ZDR 18¾" Square	11⅞"
TDR 22" Round	15"
YDS 24" Square	17"
YDR 24⅝" Round	16⅞"
XDS 28" Square	21"

ZDS 18" Square Drum



Power Options

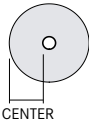
Round Surface Power + USB (1)

- 1SN Nickel Finish
- 1SW White Finish
- 1SB Black Finish

Corded Wireless (1)

- 1WN Nickel Finish

ZDR 18¾" Round Drum



Power Options

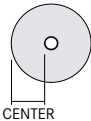
Round Surface Power + USB (1)

- 1SN Nickel Finish
- 1SW White Finish
- 1SB Black Finish

Corded Wireless (1)

- 1WN Nickel Finish

TDR 22" Round Drum



Power Options

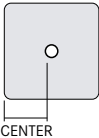
Round Surface Power + USB (1)

- 1SN Nickel Finish
- 1SW White Finish
- 1SB Black Finish

Corded Wireless (1)

- 1WN Nickel Finish

YDS 24" Square Drum



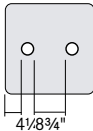
Power Options

Round Surface Power + USB (1)

- 1SN Nickel Finish
- 1SW White Finish
- 1SB Black Finish

Corded Wireless (1)

- 1WN Nickel Finish



Round Surface Power + USB (2)

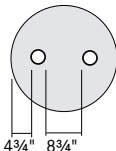
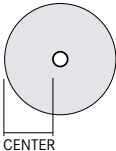
- 2SN Nickel Finish
- 2SW White Finish
- 2SB Black Finish

Corded Wireless (2)

- 2WN Nickel Finish

Round Surface Power + USB/
Corded Wireless (1 module of each)
WSN Nickel Finish

YDR 24⅝" Round Drum



Power Options

Round Surface Power + USB (1)

- 1SN Nickel Finish
- 1SW White Finish
- 1SB Black Finish

Corded Wireless (1)

- 1WN Nickel Finish

Round Surface Power + USB (2)

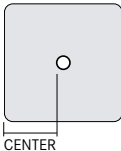
- 2SN Nickel Finish
- 2SW White Finish
- 2SB Black Finish

Corded Wireless (2)

- 2WN Nickel Finish

Round Surface Power + USB/
Corded Wireless (1 module of each)
WSN Nickel Finish

XDS 28" Square Drum



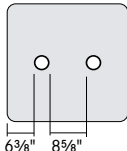
Power Options

Round Surface Power + USB (1)

- 1SN Nickel Finish
- 1SW White Finish
- 1SB Black Finish

Corded Wireless (1)

- 1WN Nickel Finish



Round Surface Power + USB (2)

- 2SN Nickel Finish
- 2SW White Finish
- 2SB Black Finish

Corded Wireless (2)

- 2WN Nickel Finish

Round Surface Power + USB/
Corded Wireless (1 module of each)
WSN Nickel Finish

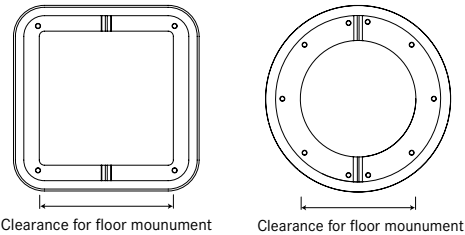
Grommet Placement

The grommet placement codes below correlate with the SKU numbers for Elevation drum tables. Each code represents the table sku, grommet placement, type of power available and number of power modules available.

Illustrations are for grommet placement only. Overall dimensions will vary between round surface power + USB modules and corded wireless charging modules.

See pricing pages for power upcharges.

Underside Drum Table View



SKU	Monument Clearance
WDS 36" Square	31"
WDR 37" Round	31 $\frac{1}{8}$ "
VDR 42" Round	37"
UDS 48" Square	43"

WDS 36" Square Drum



Power Options

Round Surface Power + USB (1)

- 1SN Nickel Finish
- 1SW White Finish
- 1SB Black Finish

Corded Wireless (1)

- 1WN Nickel Finish

Round Surface Power + USB (2)

- 2SN Nickel Finish
- 2SW White Finish
- 2SB Black Finish

Corded Wireless (2)

- 2WN Nickel Finish

WDR 37" Round Drum



Power Options

Round Surface Power + USB (1)

- 1SN Nickel Finish
- 1SW White Finish
- 1SB Black Finish

Corded Wireless (1)

- 1WN Nickel Finish

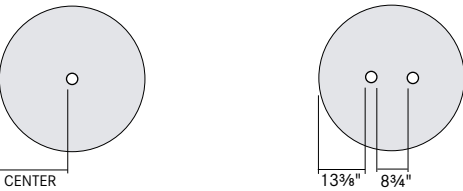
Round Surface Power + USB (2)

- 2SN Nickel Finish
- 2SW White Finish
- 2SB Black Finish

Corded Wireless (2)

- 2WN Nickel Finish

VDR 42" Round Drum



Power Options

Round Surface Power + USB (1)

- 1SN Nickel Finish
- 1SW White Finish
- 1SB Black Finish

Corded Wireless (1)

- 1WN Nickel Finish

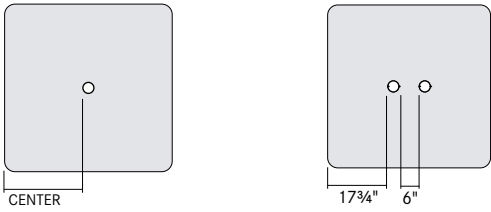
Round Surface Power + USB (2)

- 2SN Nickel Finish
- 2SW White Finish
- 2SB Black Finish

Corded Wireless (2)

- 2WN Nickel Finish

UDS 48" Square Drum



Power Options

Round Surface Power + USB (1)

- 1SN Nickel Finish
- 1SW White Finish
- 1SB Black Finish

Corded Wireless (1)




- 1WN Nickel Finish

Round Surface Power + USB (2)




- 2SN Nickel Finish
- 2SW White Finish
- 2SB Black Finish

Corded Wireless (2)





- 2WN Nickel Finish

description	sku	w	d	h	weight	OAK oak	SSF corian	STN stone
<div>square drum table</div> <div></div> <div>oak base fixed top</div>	ZDS	18	18	18½	65	\$ 3595	\$ 4675	\$ 4961
<div>Pricing shown is without power. Power upcharge applies. Specify power below.</div> <div>Power not available on stone tops.</div>								
<div>round drum table</div> <div></div> <div>oak base fixed top</div>	ZDR	18¾	18¾	18½	55	3985	5180	5499
<div>Pricing shown is without power. Power upcharge applies. Specify power below.</div> <div>Power not available on stone tops.</div>								
<div>round drum table</div> <div></div> <div>oak base fixed top</div>	TDR	22	22	16½	63	4104	5324	5661
<div>Pricing shown is without power. Power upcharge applies. Specify power below.</div> <div>Power not available on stone tops.</div>								




series	sku	base	base finish	top	top finish	power
elevation		OAK oak	see elevation finish page	OAK oak SSF corian STN stone	see elevation finish page	1SN round surface power + (1) USB - nickel finish upcharge \$1073 1SW round surface power + (1) USB - white finish upcharge \$1073 1SB round surface power + (1) USB - black finish upcharge \$1073 1WN corded wireless - nickel finish upcharge \$477
E V S -	-	O A K				

description	sku	w	d	h	weight	OAK oak	SSF corian	STN stone
square drum table	YDS	24	24	16½	90	\$ 3908	\$ 5079	\$ 5392
 oak base fixed top	Pricing shown is without power. Power upcharge applies. Specify power below. Power not available on stone tops.							
round drum table	YDR	24½	24½	16½	70	4220	5483	5822
 oak base fixed top	Pricing shown is without power. Power upcharge applies. Specify power below. Power not available on stone tops.							
square drum table	XDS	28	28	16½	120	4454	5787	6145
 oak base fixed top	Pricing shown is without power. Power upcharge applies. Specify power below. Power not available on stone tops.							




series	sku	base	base finish	top	top finish	power
elevation		OAK oak	see elevation finish page	OAK oak SSF corian STN stone	see elevation finish page	1 SN round surface power + (1) USB - nickel/white upcharge \$1073 1 SW round surface power + (1) USB - white/white upcharge \$1073 1 SB round surface power + (1) USB - black/black upcharge \$1073 2 SN round surface power + (2) USB - nicke/white upcharge \$2146 2 SW round surface power + (2) USB - white/white upcharge \$2146 2 SB round surface power + (2) USB - black/black upcharge \$2146 1 WN corded wireless - nickel/white upcharge \$477 2 WN corded wireless - nickel/white upcharge \$953 W SN round surface power + (1) USB/ corded wireless - nickel/white upcharge \$1550
E V S -	-	O A K				

description	sku	w	d	h	weight	OAK oak	SSF corian	STN stone
round drum table  oak base fixed top	WDR	37	37	13½	115	\$ 5234	\$ 7967	\$ 9040
Pricing shown is without power. Power upcharge applies. Specify power below. Power not available on stone tops.								
round drum table  oak base fixed top	VDR	42	42	13½	140	5976	9528	10683
Pricing shown is without power. Power upcharge applies. Specify power below. Power not available on stone tops.								
square drum table  oak base fixed top	WDS	36	36	13½	130	5703	6721	8897
Pricing shown is without power. Power upcharge applies. Specify power below. Power not available on stone tops.								
square drum table  oak base fixed top	UDS	48	48	13½	170	6093	10467	10995
Pricing shown is without power. Power upcharge applies. Specify power below. Power not available on stone tops.								





series	sku	base	base finish	top	top finish	power
elevation		OAK oak	see elevation finish page	OAK oak SSF corian STN stone	see elevation finish page	1 SN round surface power + (1) USB - nickel/white upcharge \$1073 1 SW round surface power + (1) USB - white/white upcharge \$1073 1 SB round surface power + (1) USB - black/black upcharge \$1073 2 SN round surface power + (2) USB - nickel/white upcharge \$2146 2 SW round surface power + (2) USB - white/white upcharge \$2146 2 SB round surface power + (2) USB - black/black upcharge \$2146 1 WN corded wireless - nickel/white upcharge \$477 2 WN corded wireless - nickel/white upcharge \$953 WSN round surface power + (1) USB/ corded wireless - nickel/white upcharge \$1550
E V S -	-	O A K				

description	sku	w	d	h	weight	WLT walnut	SSF corian	STN stone
square drum table	ZDS	18	18	18½	65	\$ 3674	\$ 4775	\$ 5067
 walnut base fixed top	Pricing shown is without power. Power upcharge applies. Specify power below. Power not available on stone tops.							
round drum table	ZDR	18¾	18¾	18½	55	4065	5282	5607
 walnut base fixed top	Pricing shown is without power. Power upcharge applies. Specify power below. Power not available on stone tops.							
round drum table	TDR	22	22	16½	63	4181	5435	5770
 walnut base fixed top	Pricing shown is without power. Power upcharge applies. Specify power below. Power not available on stone tops.							

series	sku	base	base finish	top	top finish	power
elevation		WLT walnut	see elevation finish page	WLT walnut SSF corian STN stone	see elevation finish page	1SN round surface power + (1) USB - nickel/white upcharge \$1073 1SW round surface power + (1) USB - white/white upcharge \$1073 1SB round surface power + (1) USB - black/black upcharge \$1073 1WN corded wireless - nickel/white upcharge \$477
E V S -	-	W L T				

description	sku	w	d	h	weight	WLT walnut	SSF corian	STN stone
square drum table	YDS	24	24	16½	90	\$ 3985	\$ 5180	\$ 5499
 walnut base fixed top	Pricing shown is without power. Power upcharge applies. Specify power below. Power not available on stone tops.							
round drum table	YDR	24½	24½	16½	70	4298	5586	5929
 walnut base fixed top	Pricing shown is without power. Power upcharge applies. Specify power below. Power not available on stone tops.							
square drum table	XDS	28	28	16½	120	4572	5944	6310
 walnut base fixed top	Pricing shown is without power. Power upcharge applies. Specify power below. Power not available on stone tops.							

series	sku	base	base finish	top	top finish	power
elevation		WLT walnut	see elevation finish page	WLT walnut SSF corian STN stone	see elevation finish page	1SN round surface power + (1) USB - nickel/white upcharge \$1073 1SW round surface power + (1) USB - white/white upcharge \$1073 1SB round surface power + (1) USB - black/black upcharge \$1073 2SN round surface power + (2) USB - nicke/white upcharge \$2146 2SW round surface power + (2) USB - white/white upcharge \$2146 2SB round surface power + (2) USB - black/black upcharge \$2146 1WN corded wireless - nickel/white upcharge \$477 2WN corded wireless - nickel/white upcharge \$953 WSN round surface power + (1) USB/ corded wireless - nickel/white upcharge \$1550
E V S -	-	W L T				

description	sku	w	d	h	weight	WLT walnut	SSF corian	STN stone
round drum table  walnut base fixed top	WDR	37	37	13½	115	\$ 5392	\$ 8123	\$ 9197
Pricing shown is without power. Power upcharge applies. Specify power below. Power not available on stone tops.								
round drum table  walnut base fixed top	VDR	42	42	13½	140	6080	9685	10832
Pricing shown is without power. Power upcharge applies. Specify power below. Power not available on stone tops.								
square drum table  walnut base fixed top	WDS	36	36	13½	130	5860	8279	9053
Pricing shown is without power. Power upcharge applies. Specify power below. Power not available on stone tops.								
square drum table  walnut base fixed top	UDS	48	48	13½	170	6249	10621	11150
Pricing shown is without power. Power upcharge applies. Specify power below. Power not available on stone tops.								

series	sku	base	base finish	top	top finish	power
elevation		WLT walnut	see elevation finish page	WLT walnut SSF corian STN stone	see elevation finish page	1SN round surface power + (1) USB - nickel/white upcharge \$1073 1SW round surface power + (1) USB - white/white upcharge \$1073 1SB round surface power + (1) USB - black/black upcharge \$1073 2SN round surface power + (2) USB - nickel/white upcharge \$2146 2SW round surface power + (2) USB - white/white upcharge \$2146 2SB round surface power + (2) USB - black/black upcharge \$2146 1WN corded wireless - nickel/white upcharge \$477 2WN corded wireless - nickel/white upcharge \$953 WSN round surface power + (1) USB/ corded wireless - nickel/white upcharge \$1550
E V S -	-	W L T				

Standard Features



Facet tables feature polished stainless steel bases with 1/2" starfire tempered glass. Urethane bumpers protect the glass and prevent movement.

The Facet table top and base are packed separately in the same carton.

SCS Indoor Advantage™ Gold and LEVEL® 2 certified. See terms and conditions for additional environmental information.

Glass Selections

GCL Clear Glass



description		sku	w	d	h	weight		GCL glass
	round occasional table	TT1	19	19	20½	30		\$ 1549
		TT3	22	22	20½	40		1662
	square occasional table	TS1	19	19	20½	30		1549
		TS3	22	22	20½	40		1662
	round coffee table	TT5	42	42	15½	110		3628
	square coffee table	TS5	42	42	15½	110		3628

series	sku	base finish	top material
facet		PS polished stainless steel	GCL glass - clear
F A S -	-	P S -	G C L

Standard Features



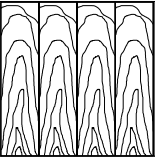
The Float table features a 1" thick organic shaped solid walnut top with a beveled edge. Bases are constructed of 3/8" diameter solid steel rods or 1/2" tubular steel with non-marring glides. Available in a polished stainless steel or matte black powder coat finish. The Float tables are shipped fully assembled.

Veneer Selections

When specifying light finishes the natural characteristics of the wood will be visible and color will vary.

Solid Walnut Top

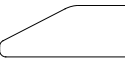
Flat Cut




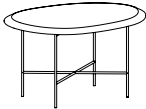
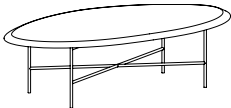
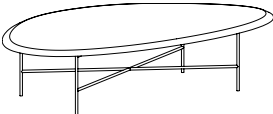
Standard Finish

- 872 861
- 870 823
- 860 866
- 839

Edge Profile





	description	sku	w	d	h	weight		WLT walnut
	occasional table base dimensions: w 12¾" d 12¾" h 18" ¾" solid steel rod base	F24	24	22	18	38		\$ 1992
	occasional table base dimensions: w 17⅞" d 12⅝" h 16" ¾" solid steel rod base	F30	30	22⅞	17	43		2157
	occasional table base dimensions: w 33¼" d 16⅞" h 13" ½" tubular steel base	F52	52	28½	14	103		3149
	occasional table base dimensions: w 40" d 21⅞" h 13" ½" tubular steel base	F62	62	37	14	129		3978

series	sku	base finish	top material	top finish
float		PS polished stainless steel BK matte black powder coat	WLT walnut	see float finish page
F L S -	-	-	W L T	

Standard Features



Gwyn laptop tables are available in two top options: solid ash and laminate top. The solid ash top is offered in all standard wood and paint finishes. The laminate top is available in all standard solid and woodgrain laminates. The stainless steel tubular base is available in three options: polished, matte black powder coat and satin white powder coat. SCS Indoor Advantage™ Gold and LEVEL® 2 certified. See terms and conditions for additional environmental information.

Laminate Selections

A three character sku identifies each laminate selection as well as the standard finish offered. Individual components are priced with standard finish on standard laminate.

Additional colors may be available but are subject to upcharges and extended lead times. The laminate option is available on components where noted as an option in the material specification code.

All laminate tops will have a 3mm matching edge band.

PLL Solid Laminate

Standard Solid

- 671 Designer White, Wilsonart D354-60 Matte Finish
- 672 Frosty White, Wilsonart 1573-60 Matte Finish
- 673 Fashion Grey, Wilsonart D381-60 Matte Finish
- 674 North Sea, Wilsonart D90-60 Matte Finish
- 675 Black, Wilsonart 1595-60 Matte Finish

20% Upcharge

- 665 Snow White Velvet, Wilsonart 15501-31 Traceless Laminate
- 666 Charcoal Velvet, Wilsonart 15504-31 Traceless Laminate
- 667 Black Velvet, Wilsonart 15505-31 Traceless Laminate

WGL Woodgrain Laminate

Standard Woodgrain

- 684 Phantom Pearl, Wilsonart 8211K-28 Gloss Line Finish w/Aeon Scratch Resistant Protection
- 685 Raw Chestnut, Wilsonart 7975K-12 Soft Grain Finish w/Aeon Scratch Resistant Protection
- 686 High Line, Wilsonart 7970K-18 Linearity Finish w/Aeon Scratch Resistant Protection
- 678 New Age Oak, Wilsonart 7938-16 Casual Rustic Finish
- 679 Brazilwood, Wilsonart 7946-38 Matte Finish
- 687 Broadwalk Oak, Wilsonart 7983-38 Fine Velvet Finish
- 683 Portico Teak (Grey), Wilsonart 8210K-28 Gloss Line Finish
- 681 Studio Teak, Wilsonart 7960-16 Casual Rustic Finish
- 680 Walnut Heights, Wilsonart 7965K-12 Soft Grain Finish
- 682 Asian Night, Wilsonart 7949-16 Casual Rustic Finish

Veneer Selection

When specifying light finishes the natural characteristics of the wood will be visible and color will vary.

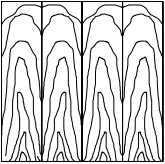
Solid Wood Selection

PNT Paint

- Standard Finish
- 100
- 101

ASH Ash

- Flat Top
- Solid Top



Standard Finish


- 871 870 839
- 837 860 861
- 865 836 866
- 872 805 845

ASH Select Finishes


- M73 M72 M75
- M74 M76 M77
- M71

Edge Profile

Wood



Laminate



Base Selections

PS Polished Stainless Steel

powder coat upcharge applies

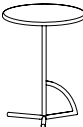
BK Matte Black Powder Coat

WH Satin White Powder Coat

Note: Metal finish colors may vary between separately ordered skus.



Stainless steel base.

description	sku	w	d	h	weight	specifications	PLL	solid laminate	ASH	ash
							WGL	woodgrain laminate		
	occasional laptop table	L38	18	18	23½	28	laminata top	\$ 962	-	
		D38	18	18	23½	28	solid ash top	-	\$ 1075	

series	sku	base finish	top finish
gwyn		PS polished stainless steel	see gwyn finish page
		powder coat upcharge \$75	
		BK matte black powder coat	
		WH satin white powder coat	
G W S -	-	-	

Standard Features



Ice is a collection of occasional tables created with hand-blown glass bases and cast glass tops. Individually made by artisans outside of Venice, Italy, each table is designed as a standalone piece of art.

Prized for its artistic and handmade nature, traditional hand-blown glass and cast production creates unique details in table tops and bases. It is not uncommon to find naturally formed bubbles, particulates, ripples or color variations within hand-blown glass tables. Bubbles and ripples are formed during the blowing and cooling down process as the tables are being formed. Color variations occur as the layers of glass overlap each other and may be seen depending on the angle the table is viewed from. These organic imperfections create our unique and one-of-a-kind glass tables, created by artisans and have a character all their own. Ice tables are available in three gradients: blue, amber, and smoke grey. They range in height from 15½" to 18" and have diameters of 21½", and 28" as well as 13" x 19".

Tables will be shipped wrapped in a cloth protective layer and packaged in custom styrofoam lined boxes. Ice tables have a one (1) year warranty for quality and workmanship. **Due to the hand-made nature of these tables, certain variations, as noted above, may be visible to the user. These are characteristics of the artisanal process and are not considered defects.** Scratches and breaking are not covered under warranty.

SCS Indoor Advantage Gold certified. See terms and conditions for additional warranty and environmental information.

Finish Selection

The natural characteristic of hand blown glass will be visible.

Glass - **Not sampled in house**



Amber Glass Blue Glass Smoke Grey Glass

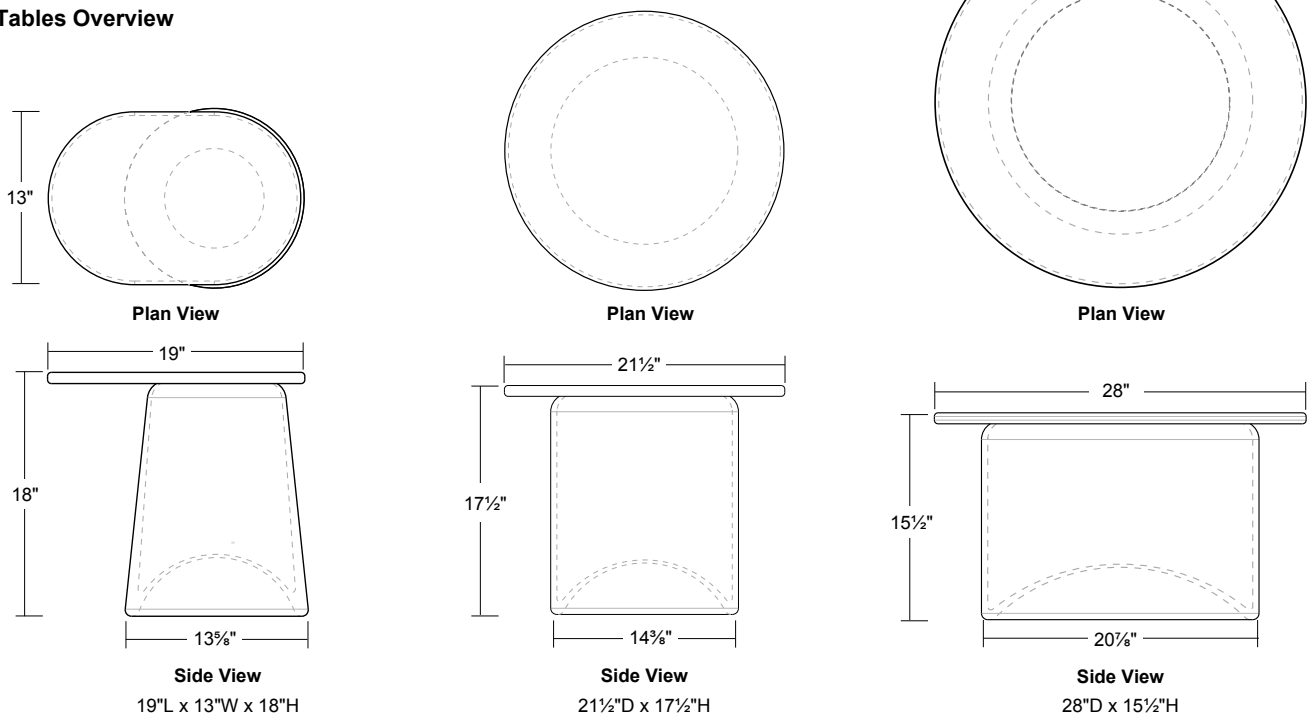


Shown above hand-blown glass imperfections.

Edge Profile



Ice Tables Overview





Tables are made of blown and cast glass that are fused together
Gradient color fades top to bottom

description		sku	w	d	h	weight		price
	amber glass table	A19	19	13	18	35		\$ 3392
	blue glass table	B19	19	13	18	35		3392
	smoke grey glass table	S19	19	13	18	35		3392
	base diameter: 13¾"							
	amber glass table	A21	21½	21½	17½	53		3604
	blue glass table	B21	21½	21½	17½	53		3604
	smoke grey glass table	S21	21½	21½	17½	53		3604
	base diameter: 14¾"							
	amber glass table	A28	28	28	15½	80		4982
	blue glass table	B28	28	28	15½	80		4982
	smoke grey glass table	S28	28	28	15½	80		4982
	base diameter: 20¾"							

series	sku
ice	
I C S -	

Standard Features




Lancer tables are a collection of occasional tables designed to function individually and are available in two different heights: 15" and 18". The Lancer collection offers the ability of customizing the three-part base with different finishes. The stem is available in polished stainless steel and matte black powder coat. The fluted column is available in three finishes: polished stainless steel, matte black powder coat and brushed brass and the base is available in brushed stainless steel and matte black powder coat. Two veneer options are offered for the top: oak and walnut. Tables are available in three sizes: 17", 21" and 42" diameter.

SCS Indoor Advantage™ Gold and LEVEL® 2 certified. See terms and conditions for additional environmental information.

Veneer Selections

When specifying light finishes the natural characteristics of the wood will be visible and color will vary.

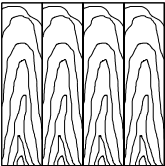
OAK Oak
Rift Cut, Slip Matched



Standard Finish		
871	870	839
837	860	861
865	836	866
872	805	845

OAK Select Finishes
M73 M72 M75
M74 M76 M77
M71

WLT Walnut
Flat Cut, Slip Matched



Standard Finish	
872	861
870	823
860	866
839	

Edge Profile

Veneer



Stem Finish Selections

- PS** Polished Stainless Steel
- BK** Matte Black Powder Coat

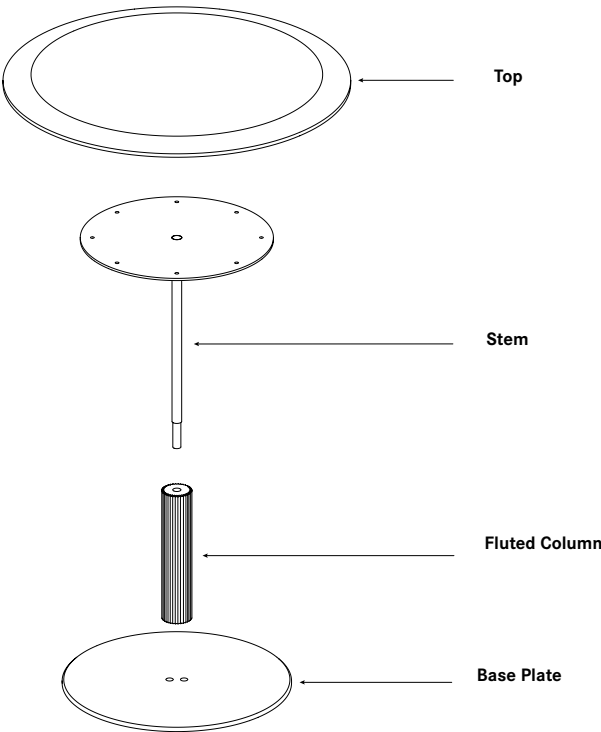
Fluted Column Finish

- PS** Polished Stainless Steel
- BK** Matte Black Powder Coat
- B1** Brushed Brass

Base Plate Selections

- BS** Brushed Stainless Steel
- BK** Matte Black Powder Coat

Note: Metal finish colors may vary between separately ordered skus.





Veneer top.
Stainless steel base.

description		sku	w	d	h	weight	OAK oak	WLT walnut
	round occasional table	D23	17	17	18	31	\$ 2147	\$ 2327
	veneer top stainless steel base							
	round occasional table	D63	21	21	18	34	2363	2577
	veneer top stainless steel base							
	round occasional table	DB0	42	42	15	106	4149	4723
	veneer top stainless steel base							

series	sku	base plate finish		flute finish		stem finish		top material	top finish
lancer		BS	brushed stainless steel	PS	polished stainless steel	PS	polished stainless steel	OAK	oak
		BK	matte black powder coat	BK	matte black powder coat	BK	matte black powder coat	WLT	walnut
				B1	brushed brass				see lancer finish page
L	N	S	-						

Standard Features




The Linc table features tapering platforms constructed of solid maple and walnut.

The Linc table is shipped fully assembly.

Veneer Selections


When specifying light finishes the natural characteristics of the wood will be visible and color will vary.

MPL Maple
Quarter Cut, Slip Matched



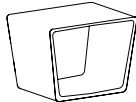
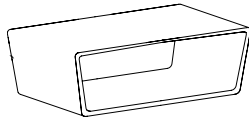
Standard Finish
871 860 861
837 836 823
865 805 866
872 839 845
870

WLT Walnut
Quarter Cut, Slip Matched



Standard Finish
872 861
870 823
860 866
839



description		sku	w	d	h	weight	MPL maple	WLT walnut
	rectangular occasional table	L18	18	24	17½	35	\$ 3209	\$ 3769
	rectangular occasional table	L48	48	26	15½	75	5465	6215

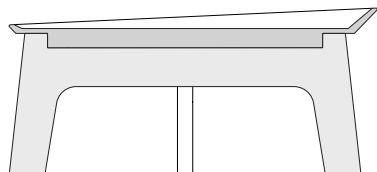
series	sku	material	finish
linc		MPL maple WLT walnut	see linc finish page
L C S -	-	-	

Standard Features



The Los Andes table is constructed of a solid walnut frame with a quarter cut walnut veneer top. An asymmetrical rim of solid walnut encircles the perimeter.

Los Andes tables are shipped fully assembled.




Los Andes detailed side view.

Veneer Selections

When specifying light finishes the natural characteristics of the wood will be visible and color will vary.

Walnut Veneer



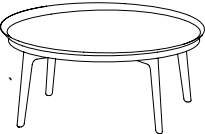
Quarter Cut, Slip Matched



Standard Finish

- 872 861
- 870 823
- 860 866
- 839
- 839



description		sku	w	d	h	weight		WLT walnut
	occasional table	T19	20¾	20¾	21	18		\$ 3112
	occasional table	T22	22¼	22½	18	28		3478
	occasional table	T36	36¾	36¾	16½	56		4938

series	sku	material	finish
los andes		WLT walnut	see los andes finish page
L A S -	-	W L T -	

Standard Features



Luca tables are a collection of occasional and laptop tables designed to function individually in five different heights ranging from 10½" to 23½". Aluminum legs available in same metals as the Luca seating collection: polished aluminum, matte black powdercoat or satin white powdercoat. Luca is available in various-sized round, oval, square, rectangular or square 3" radius corner tops with walnut or oak veneers. The Luca laptop table is available with walnut or oak veneers, laminate or corian® tops.

Luca occasional and laptop tables are part of the Luca modular seating system. Also included in the collection are freestanding benches, two-seat and three-seat modules, corner modules and seating and bench modules with end tables. Luca tables ship fully assembled.

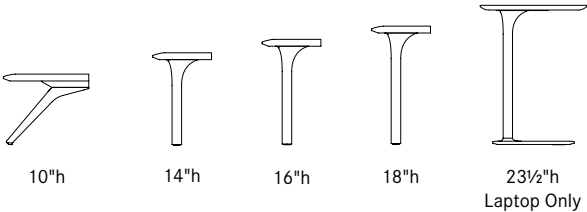
See Bernhardtdesign.com for additional product information.

Luca is SCS Indoor Advantage™ Gold and LEVEL® 2 certified. See terms and conditions for additional environmental information.

Leg Finish Selections

- PA Polished Aluminum
- upcharge applies
- WH Satin White Powder Coat
- BK Matte Black Powder Coat

Leg Heights




Laminate Selection (Laptop Tables Only)

- PLL Solid Laminate
- Standard Solid
- 671 Designer White, Wilsonart D354-60 Matte Finish

Veneer Selections

When specifying light finishes the natural characteristics of the wood will be visible and color will vary.

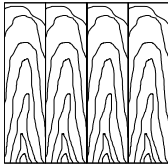
OAK Oak
Rift Cut



- Standard Finish
- | | | |
|-----|-----|-----|
| 871 | 870 | 839 |
| 837 | 860 | 861 |
| 865 | 836 | 866 |
| 872 | 805 | 845 |

- OAK Select Finishes
- | | | |
|-----|-----|-----|
| M73 | M72 | M75 |
| M74 | M76 | M77 |
| M71 | | |

WLT Walnut
Flat Cut



- Standard Finish
- | | |
|-----|-----|
| 872 | 861 |
| 870 | 823 |
| 860 | 866 |
| 839 | |

Solid Surface Selection (Laptop Tables Only)

- SSF Corian®
- Standard Finish
- CGW Glacier White

Edge Profiles

Veneer



Occasional Only


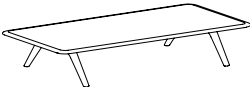
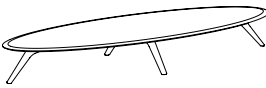
Veneer / Laminate/ Corian®



Laptop Tables Only





10½"h tables

description		sku	w	d	h	weight	OAK oak	WLT walnut
	round coffee table	CDS	48	48	10½	48	\$ 3539	\$ 3664
	rectangular coffee table	EES	60	30	10½	47	3245	3354
	oval coffee table	GHS	72	27	10½	42½	3245	3354

specification codes				
series	sku	base finish	top material	top finish
luca		PA polished aluminum powder coat upcharge \$150 WH satin white powder coat BK matte black powder coat	OAK oak WLT walnutt	see luca finish pages
L U S -				






14"h tables

	description	sku	w	d	h	weight	OAK oak	WLT walnut
	round table	ZDL	22	22	14	16½	\$ 1623	\$ 1698
	round table	XDL	30	30	14	23½	1918	1993

specification codes

series	sku	base finish	top material	top finish
luca		PA polished aluminum powder coat upcharge \$100 WH satin white powder coat BK matte black powder coat	OAK oak WLT walnutt	see available finishes
L U S -				



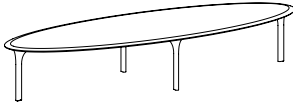
	description	sku	w	d	h	weight	OAK oak	WLT walnut
	round table	ADL	36	36	14	33	\$ 2214	\$ 2325
	round table	BDL	42	42	14	42	2656	2767
	square 3" radius corner table	BAL	42	42	14	17	2656	2767

specification codes

series	sku	base finish	top material	top finish
luca		PA polished aluminum powder coat upcharge \$150 WH satin white powder coat BK matte black powder coat	OAK oak WLT walnutt	see luca finish pages
L U S -				



14"h tables

description		sku	w	d	h	weight	OAK oak	WLT walnut
	round table	CDL	48	48	14	50	\$ 3539	\$ 3664
	rectangular table	EEL	60	30	14	49	3245	3354
	oval table	GHL	72	27	14	43½	3245	3354

specification codes

series	sku	base finish	top material	top finish
luca		PA polished aluminum powder coat upcharge \$150 WH satin white powder coat BK matte black powder coat	OAK oak WLT walnutt	see luca finish pages
L U S -				



16"h tables

	description	sku	w	d	h	weight	OAK oak	WLT walnut
	round table	ZDM	22	22	16	18	\$ 1623	\$ 1698
	square 3" radius corner table	ZAM	22	22	16	18	1623	1698
	round table	XDM	30	30	16	28½	1918	1993

specification codes				
series	sku	base finish	top material	top finish
luca		PA polished aluminum powder coat upcharge \$100 WH satin white powder coat BK matte black powder coat	OAK oak WLT walnutt	see available finishes
L U S -				

	description	sku	w	d	h	weight	OAK oak	WLT walnut
	round table	ADM	36	36	16	35	\$ 2214	\$ 2325
	round table	BDM	42	42	16	43	2656	2767

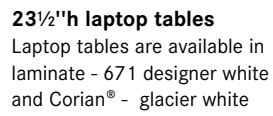
specification codes				
series	sku	base finish	top material	top finish
luca		PA polished aluminum powder coat upcharge \$150 WH satin white powder coat BK matte black powder coat	OAK oak WLT walnutt	see luca finish pages
L U S -				



18"h tables

description		sku	w	d	h	weight	OAK oak	WLT walnutt
	round table	ZDH	22	22	18	16	\$ 1623	\$ 1698
	square 3" radius corner table	ZAH	22	22	18	16	1623	1698
	round table	XDH	30	30	18	16	1918	1993

specification codes				
series	sku	base finish	top material	top finish
luca		PA polished aluminum	OAK oak	see luca finish pages
		powder coat upcharge \$100	WLT walnutt	
		WH satin white powder coat		
		BK matte black powder coat		
L U S -				



Laptop Only

08/25

Standard Features

Marlowe Drum Tables

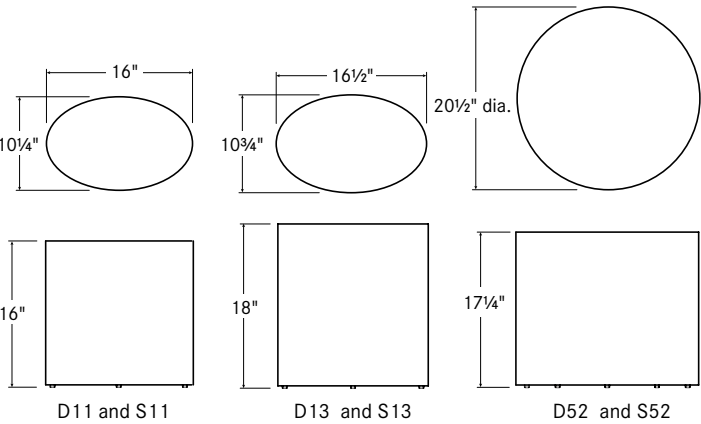


The Marlowe drum table is part of the Marlowe occasional table collection that features uniquely designed coffee and drum tables.

Marlowe drum tables are fully enclosed tables available in either ash veneer or brushed stainless steel. The stainless steel tables feature two finishes: brushed graphite and brushed brass. Tables are available in three sizes: 16" x 10¼" oval, 16½" x 10¾" oval and 20½" round.

Bases available with non-marring glides.

Drum Tables Overview

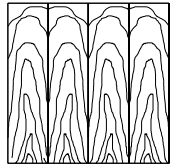


Veneer Selections

When specifying light finishes the natural characteristics of the wood will be visible and color will vary.

ASH Ash

Flat Cut



Standard Finish

871	870	839
837	860	861
865	836	866
872	805	845

ASH Select Finishes

M73	M72	M75
M74	M76	M77
M71		



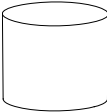
Metal Base Finish Selections

- BB Brushed Graphite
- B1 Brushed Brass

Note: Metal finish colors may vary between separately ordered skus.





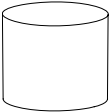
Ash veneer.

description		sku	w	d	h	weight	price
	oval occasional table	D11	16	10¼	16	23	\$ 2004
	ash veneer						
	oval occasional table	D13	16½	10¾	18	26	2147
	ash veneer						
	round occasional table	D52	20½	20½	17¼	22	2291
	ash veneer						

series	sku	finish
marlowe		see marlowe finish page
M L S -	-	



Brushed graphite or brushed brass.

description		sku	w	d	h	weight	price	
	oval occasional table	S11	16	10¼	16	38	\$1003	
	brushed graphite or brushed brass							
	oval occasional table	S13	16½	10¾	18	44	1146	
	brushed graphite or brushed brass							
	round occasional table	S52	20½	20½	17¼	25	1431	
	brushed graphite or brushed brass							

series	sku	finish
marlowe		BB brushed graphite B1 brushed brass
M L S -	-	

Standard Features

Marlowe Coffee Tables

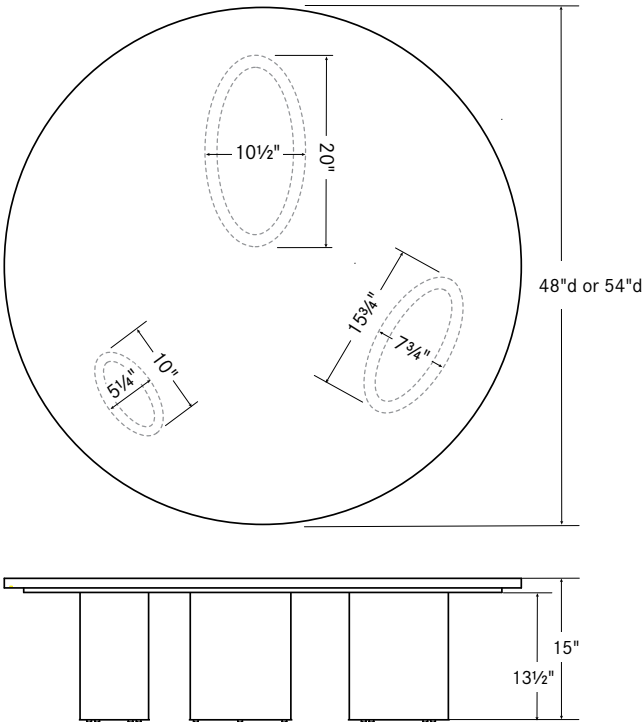


The Marlowe coffee table is part of the Marlowe occasional table collection that features uniquely designed coffee and drum tables.

Marlowe coffee tables feature ash veneer or polished white quartz tops available with stainless steel bases in two finishes: brushed graphite and brushed brass. The 15" h coffee table is available in 48" d and 54" d sizes.

Bases available with non-marring glides.

Coffee Tables Overview



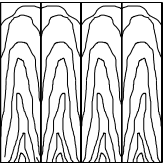
Veneer Selections

When specifying light finishes the natural characteristics of the wood will be visible and color will vary.

Top Selection

ASH Ash

Flat Cut



Standard Finish

871	870	839
837	860	861
865	836	866
872	805	845

ASH Select Finishes

M73	M72	M75
M74	M76	M77
M71		


Solid Surface Selection - Tops Only




Corian® Quartz
Ethereal White - Polished

Edge Profiles

Veneer



Quartz



Base Finish Selections

- BB Brushed Graphite
- B1 Brushed Brass

Note: Metal finish colors may vary between separately ordered skus.



Ash veneer top.
Stainless steel base with brushed
graphite or brushed brass finish.

description		sku	w	d	h	weight	price	
	round coffee table	DC0	48	48	15	75	\$ 4149	
	ash veneer top for brushed graphite finish specify BB for brushed brass finish specify B1							
	round coffee table	DD0	54	54	15	129	4579	
	ash veneer top for brushed graphite finish specify BB for brushed brass finish specify B1							

series	sku	base finish	top finish
marlowe		BB brushed graphite B1 brushed brass	see marlowe finish page
M L S -	-	-	



Quartz top.
Stainless steel base with brushed
graphite or brushed brass finish.

description		sku	w	d	h	weight	price	
	round coffee table	TC0	48	48	15	207	\$ 11729	
	polished white quartz top for brushed graphite finish specify BB for brushed brass finish specify B1							
	round coffee table	TB0	54	54	15	233	13733	
	polished white quartz top for brushed graphite finish specify BB for brushed brass finish specify B1							

series	sku	base finish
marlowe		BB brushed graphite B1 brushed brass
M L S -	-	

Quiet Table Collection



The Quiet collection is a comprehensive table system that offers over 550 different options and combinations. The collection includes: occasional tables available in two heights, a series of mid height work tables for use with lounge seating, conference/cafe tables and bar height tables.

All tables are available in solid and woodgrain laminates, maple, oak, paldao and walnut veneers, back-painted etched glass and glacier white solid surface, unless noted on individual sku. When specifying light finishes the natural characteristics of the wood will be visible and color will vary. Therefore, exact color matches are not possible. Bases are brushed stainless steel and are available in eight powder coat finishes.

The occasional tables and mid height tables are designed to function as movable work tables and have "finger pull channels" carved into the underside of the tops. The flat base rests upon a custom glide for ease of movement.

Quiet laminate, solid surface and glass top tables are SCS Indoor Advantage™ Gold and LEVEL® 2 certified.

Laminate Selections

A three character sku identifies each laminate selection as well as the standard finish offered. Individual components are priced with standard finish on standard laminate.

Additional colors may be available but are subject to upcharges and extended lead times. The laminate option is available on components where noted as an option in the material specification code.

All laminate tops will have a 3mm matching edge band.

PLL Solid Laminate

Standard Solid

671	Designer White, Wilsonart D354-60 Matte Finish
672	Frosty White, Wilsonart 1573-60 Matte Finish
673	Fashion Grey, Wilsonart D381-60 Matte Finish
674	North Sea, Wilsonart D90-60 Matte Finish
675	Black, Wilsonart 1595-60 Matte Finish

20% Upcharge

665	Snow White Velvet, Wilsonart 15501-31 Traceless Laminate
666	Charcoal Velvet, Wilsonart 15504-31 Traceless Laminate
667	Black Velvet, Wilsonart 15505-31 Traceless Laminate

WGL Woodgrain Laminate

Standard Woodgrain

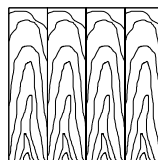
684	Phantom Pearl, Wilsonart 8211K-28 Gloss Line Finish w/Aeon Scratch Resistant Protection
685	Raw Chestnut, Wilsonart 7975K-12 Soft Grain Finish w/Aeon Scratch Resistant Protection
686	High Line, Wilsonart 7970K-18 Linearity Finish w/Aeon Scratch Resistant Protection
678	New Age Oak, Wilsonart 7938-16 Casual Rustic Finish
679	Brazilwood, Wilsonart 7946-38 Matte Finish
687	Boardwalk Oak, Wilsonart 7983-38 Fine Velvet Finish
683	Portico Teak (Grey), Wilsonart 8210K-28 Gloss Line Finish
681	Studio Teak, Wilsonart 7960-16 Casual Rustic Finish
680	Walnut Heights, Wilsonart 7965K-12 Soft Grain Finish
682	Asian Night, Wilsonart 7949-16 Casual Rustic Finish

Veneer Selections

When specifying light finishes the natural characteristics of the wood will be visible and color will vary.

MPL Maple

Quarter Cut

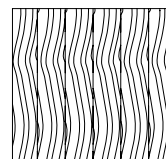


Standard Finish

871	860	861
837	836	823
865	805	866
872	839	845
870		

OAK Oak

Rift Cut



Standard Finish


871	870	839
837	860	861
865	836	866
872	805	845

OAK Select Finishes

M73	M72	M75
M74	M76	M77
M71		

PLD Paldao

Quarter Cut

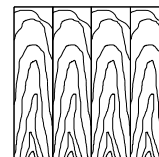


Standard Finish

871	860	823
872	861	866
870	839	

WLT Walnut

Quarter Cut



Standard Finish

872	861
870	823
860	866
839	

Glass and Solid Surface Top Selections

Glass Selections

GEW Etched, Back-Painted White Glass - $\frac{3}{8}$ " thick

Solid Surface Selection

SSF Corian®

Standard Finish

CGW Glacier White

Base Finish Selections

BS Brushed Stainless Steel

upcharge applies

WH Satin White Powder Coat

EC Ecru Powder Coat

LA Latte Powder Coat

GR Graphite Powder Coat

BZ Bronze Powder Coat

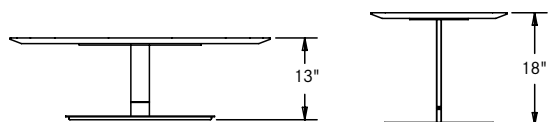
IG Iron Grey Powder Coat

RD Black Red Powder Coat

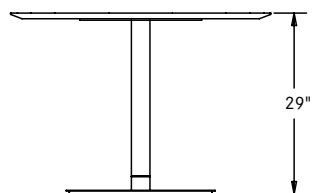
BK Matte Black Powder Coat

Note: Metal finish colors may vary between separately ordered skus.

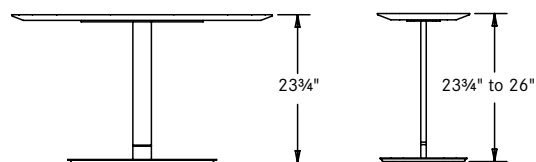
Table Heights



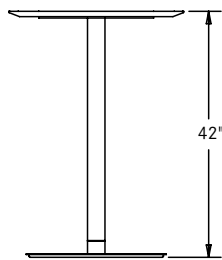
Occasional Height



Conference Height



Mid Height/Lap Top



Bar Height

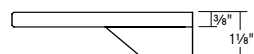
Edge Profiles

For Top Sizes - 18", 22", 16" x 22" Rectangular, 16" x 22" Oval

Wood, Laminate, Solid Surface




Glass

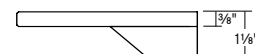


For Top Sizes - 27" and Larger

Wood, Laminate, Solid Surface



Glass

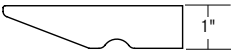


occasional tables

round top + base assembly

Edge Profiles

Bevel Edge



Radius Edge

available on solid walnut top ONLY



16" Table





Features radius solid walnut top.
Radius solid walnut top only available on 16" Quiet tables.
Glass top not available.

description	sku	w	d	h	bevel edge					radius edge
					PLL laminate WGL laminate	MPL maple OAK oak	WLT walnut	PLD paldao	SSF corian	SWL solid walnut
16" round top/round base	167	16	16	18	\$ 1523	\$ 1383	\$ 1425	\$ 1656	\$ 2110	\$ 1476



series	sku	base finish	top material	top finish
quiet		BS brushed stainless steel powder coat upcharge \$100 WH satin white powder coat EC ecru powder coat LA latte powder coat GR graphite powder coat BZ bronze powder coat IG iron grey powder coat RD black red powder coat BK matte black powder coat	PLL solid laminate WGL woodgrain laminate MPL maple OAK oak WLT walnut PLD paldao SSF corian SWL solid walnut - radius edge	see quiet finish page
Q U S -	-	-	-	



description	sku	w	d	h	PLL laminate WGL laminate	MPL maple OAK oak	WLT walnut	PLD paldao	GEW glass	SSF corian
18" round top/round base	181	18	18	18	\$ 1477	\$ 1340	\$ 1386	\$1606	\$ 1833	\$ 2048
 14" diameter base										
18" round top/square base	182	18	18	18	1477	1340	1386	1606	1833	2048
 12" x 12" square base										
18" square top/round base	183	18	18	18	1477	1340	1386	1606	1833	2048
 14" diameter base										
18" square top/square base	184	18	18	18	1477	1340	1386	1606	1833	2048
 12" x 12" square base										





series	sku	base finish	top material	top finish
quiet		BS brushed stainless steel powder coat upcharge \$100 WH satin white powder coat EC ecru powder coat LA latte powder coat GR graphite powder coat BZ bronze powder coat IG iron grey powder coat RD black red powder coat BK matte black powder coat	PLL solid laminate WGL woodgrain laminate MPL maple OAK oak WLT walnut PLD paldao GEW etched, back-painted white SSF corian	see quiet finish page
Q U S -	-	-	-	

occasional tables

round or square top + base assembly




22" Tables
3/4" column

description	sku	w	d	h	PLL laminate WGL laminate	MPL maple OAK oak	WLT walnut	PLD paldao	GEW glass	SSF corian
22" round top/round base	221	22	22	18	\$ 1689	\$ 1535	\$ 1603	\$ 1861	\$ 2283	\$ 2497
 17½" diameter base										
22" round top/square base	222	22	22	18	1689	1535	1603	1861	2283	2497
 16" x 16" square base										
22" square top/round base	223	22	22	18	1689	1535	1603	1861	2283	2497
 17½" diameter base										
22" square top/square base	224	22	22	18	1689	1535	1603	1861	2283	2497
 16" x 16" square base										

series	sku	base finish	top material	top finish
quiet		BS brushed stainless steel powder coat upcharge \$100 WH satin white powder coat EC ecru powder coat LA latte powder coat GR graphite powder coat BZ bronze powder coat IG iron grey powder coat RD black red powder coat BK matte black powder coat	PLL solid laminate WGL woodgrain laminate MPL maple OAK oak WLT walnut PLD paldao GEW etched, back-painted white SSF corian	see quiet finish page
Q U S -	-	-	-	




Oval Tables
¾" column

description	sku	w	d	h	PLL laminate WGL laminate	MPL maple OAK oak	WLT walnut	PLD paldao	GEW glass	SSF corian
22" oval top/round base	161	22	16	18	\$ 1477	\$ 1340	\$ 1386	\$ 1606	\$ 2172	\$ 2048
										
14" diameter base										

series	sku	base finish	top material	top finish
quiet		BS brushed stainless steel powder coat upcharge \$100 WH satin white powder coat EC ecru powder coat LA latte powder coat GR graphite powder coat BZ bronze powder coat IG iron grey powder coat RD black red powder coat BK matte black powder coat	PLL solid laminate WGL woodgrain laminate MPL maple OAK oak WLT walnut PLD paldao GEW etched, back-painted white SSF corian	see quiet finish page
Q U S -	-	-	-	



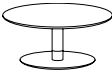
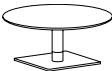
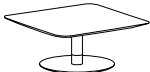
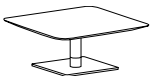
Rectangular Tables
¾" column

description	sku	w	d	h	PLL laminate WGL laminate	MPL maple OAK oak	WLT walnut	PLD paldao	GEW glass	SSF corian
22" rectangular top/ rectangular base	162	22	16	18	\$ 1501	\$ 1366	\$ 1410	\$ 1635	\$ 1855	\$ 2074
 12" x 17½" rectangular base										

series	sku	base finish	top material	top finish
quiet		BS brushed stainless steel powder coat upcharge \$100 WH satin white powder coat EC ecru powder coat LA latte powder coat GR graphite powder coat BZ bronze powder coat IG iron grey powder coat RD black red powder coat BK matte black powder coat	PLL solid laminate WGL woodgrain laminate MPL maple OAK oak WLT walnut PLD paldao GEW etched, back-painted white SSF corian	see quiet finish page
Q U S -	-	-	-	



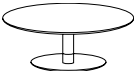
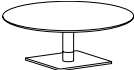

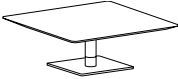
30" Tables
3" column

description	sku	w	d	h	PLL laminate WGL laminate	MPL maple OAK oak	WLT walnut	PLD paldao	GEW glass	SSF corian
30" round top/round base	301	30	30	13	\$ 3130	\$ 2867	\$ 2994	\$ 3475	\$ 4401	\$ 4751
 20 3/4" diameter base										
30" round top/square base	302	30	30	13	3130	2867	2994	3475	4401	4751
 17 3/4" x 17 3/4" square base										
30" square top/round base	303	30	30	13	3130	2867	2994	3475	4401	4751
 20 3/4" diameter base										
30" square top/square base	304	30	30	13	3130	2867	2994	3475	4401	4751
 17 3/4" x 17 3/4" square base										

series	sku	base finish	top material	top finish
quiet		BS brushed stainless steel powder coat upcharge \$150 WH satin white powder coat EC ecru powder coat LA latte powder coat GR graphite powder coat BZ bronze powder coat IG iron grey powder coat RD black red powder coat BK matte black powder coat	PLL solid laminate WGL woodgrain laminate MPL maple OAK oak WLT walnut PLD paldao GEW etched, back-painted white SSF corian	see quiet finish page
Q U S -				



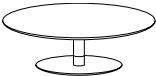
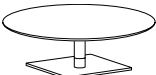
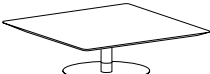

36" Tables
3" column

description	sku	w	d	h	PLL laminate WGL laminate	MPL maple OAK oak	WLT walnut	PLD paldao	GEW glass	SSF corian
36" round top/round base	361	36	36	13	\$ 3305	\$ 3040	\$ 3172	\$ 3679	\$ 5103	\$ 5453
 20 3/4" diameter base										
36" round top/square base	362	36	36	13	3305	3040	3172	3679	5103	5453
 17 3/4" x 17 3/4" square base										
36" square top/round base	363	36	36	13	3305	3040	3172	3679	5103	5453
 20 3/4" diameter base										
36" square top/square base	364	36	36	13	3305	3040	3172	3679	5103	5453
 17 3/4" x 17 3/4" square base										

series	sku	base finish	top material	top finish
quiet		BS brushed stainless steel powder coat upcharge \$150 WH satin white powder coat EC ecru powder coat LA latte powder coat GR graphite powder coat BZ bronze powder coat IG iron grey powder coat RD black red powder coat BK matte black powder coat	PLL solid laminate WGL woodgrain laminate MPL maple OAK oak WLT walnut PLD paldao GEW etched, back-painted white SSF corian	see quiet finish page
Q U S -				



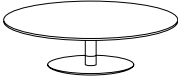
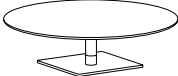
42" Tables
3" column

description	sku	w	d	h	PLL laminate WGL laminate	MPL maple OAK oak	WLT walnut	PLD paldao	GEW glass	SSF corian
42" round top/round base	421	42	42	13	\$ 3654	\$ 3392	\$ 3520	\$ 4086	\$ 6539	\$6858
 24" diameter base										
42" round top/square base	422	42	42	13	3654	3392	3520	4086	6539	6858
 21½" x 21½" square base										
42" square top/round base round base	423	42	42	13	3654	3392	3520	4086	6539	6858
 24" diameter base										
42" square top/square base	424	42	42	13	3654	3392	3520	4086	6539	6858
 21½" x 21½" square base										

series	sku	base finish	top material	top finish
quiet		BS brushed stainless steel powder coat upcharge \$150 WH satin white powder coat EC ecru powder coat LA latte powder coat GR graphite powder coat BZ bronze powder coat IG iron grey powder coat RD black red powder coat BK matte black powder coat	PLL solid laminate WGL woodgrain laminate MPL maple OAK oak WLT walnut PLD paldao GEW etched, back-painted white SSF corian	see quiet finish page
Q U S -	-	-	-	



48" Tables
3" column





description	sku	w	d	h	PLL laminate WGL laminate	MPL maple OAK oak	WLT walnut	PLD paldao	GEW glass	SSF corian
48" round top/round base	481	48	48	13	\$ 3830	\$ 3568	\$ 3697	\$ 4288	\$ 7560	\$ 9394
 24" diameter base										
48" round top/square base	482	48	48	13	3830	3568	3697	4288	7560	9394
 21⅝" x 21⅝" square base										

series	sku	base finish	top material	top finish
quiet		BS brushed stainless steel powder coat upcharge \$150 WH satin white powder coat EC ecru powder coat LA latte powder coat GR graphite powder coat BZ bronze powder coat IG iron grey powder coat RD black red powder coat BK matte black powder coat	PLL solid laminate WGL woodgrain laminate MPL maple OAK oak WLT walnut PLD paldao GEW etched, back-painted white SSF corian	see quiet finish page
Q U S -	-	-	-	

mid height tables
round or square top + base assembly







18" Laptop Tables
7/8" column

description	sku	w	d	h	PLL laminate WGL laminate	MPL maple OAK oak	WLT walnut	PLD paldao	GEW glass	SSF corian
18" round top/round base	185	18	18	23¾	\$ 1567	\$ 1424	\$ 1472	\$ 1707	\$ 1932	\$ 2155
 14" diameter base										
18" round top/square base	186	18	18	23¾	1567	1424	1472	1707	1932	2155
 12" x 12" square base										
18" square top/round base	187	18	18	23¾	1567	1424	1472	1707	1932	2155
 14" diameter base										
18" square top/square base	188	18	18	23¾	1567	1424	1472	1707	1932	2155
 12" x 12" square base										

series	sku	base finish	top material	top finish
quiet		BS brushed stainless steel powder coat upcharge \$100 WH satin white powder coat EC ecru powder coat LA latte powder coat GR graphite powder coat BZ bronze powder coat IG iron grey powder coat RD black red powder coat BK matte black powder coat	PLL solid laminate WGL woodgrain laminate MPL maple OAK oak WLT walnut PLD paldao GEW etched, back-painted white SSF corian	see quiet finish page
Q U S -	-	-	-	




22" Laptop Tables
7/8" column

description	sku	w	d	h	PLL laminate WGL laminate	MPL maple OAK oak	WLT walnut	PLD paldao	GEW glass	SSF corian
22" round top/round base	225	22	22	23¾	\$ 1787	\$ 1629	\$ 1698	\$ 1969	\$ 2397	\$ 2618
 17½" diameter base										
22" round top/square base	226	22	22	23¾	1787	1629	1698	1969	2397	2618
 16" x 16" square base										
22" square top/round base	227	22	22	23¾	1787	1629	1698	1969	2397	2618
 17½" diameter base										
22" square top/square base	228	22	22	23¾	1787	1629	1698	1969	2397	2618
 16" x 16" square base										

series	sku	base finish	top material	top finish
quiet		BS brushed stainless steel powder coat upcharge \$100 WH satin white powder coat EC ecru powder coat LA latte powder coat GR graphite powder coat BZ bronze powder coat IG iron grey powder coat RD black red powder coat BK matte black powder coat	PLL solid laminate WGL woodgrain laminate MPL maple OAK oak WLT walnut PLD paldao GEW etched, back-painted white SSF corian	see quiet finish page
Q U S -				




Oval Laptop Tables
7/8" column

description	sku	w	d	h	PLL laminate WGL laminate	MPL maple OAK oak	WLT walnut	PLD paldao	GEW glass	SSF corian
oval top/round base	165	22	16	23¾	\$ 1521	\$ 1385	\$ 1426	\$ 1657	\$ 2216	\$ 2089
 14" diameter base										

series	sku	base finish	top material	top finish
quiet		BS brushed stainless steel powder coat upcharge \$100 WH satin white powder coat EC ecru powder coat LA latte powder coat GR graphite powder coat BZ bronze powder coat IG iron grey powder coat RD black red powder coat BK matte black powder coat	PLL solid laminate WGL woodgrain laminate MPL maple OAK oak WLT walnut PLD paldao GEW etched, back-painted white SSF corian	see quiet finish page
Q U S -	-	-	-	





Rectangular Laptop Tables
7/8" column

description	sku	w	d	h	PLL laminate WGL laminate	MPL maple OAK oak	WLT walnut	PLD paldao	GEW glass	SSF corian
rectangular top/rectangular base	166	22	16	23¾	\$ 1548	\$ 1411	\$ 1455	\$ 1688	\$ 1902	\$ 2117
										
12" x 17½" rectangular base										

series	sku	base finish	top material	top finish
quiet		BS brushed stainless steel powder coat upcharge \$100 WH satin white powder coat EC ecru powder coat LA latte powder coat GR graphite powder coat BZ bronze powder coat IG iron grey powder coat RD black red powder coat BK matte black powder coat	PLL solid laminate WGL woodgrain laminate MPL maple OAK oak WLT walnut PLD paldao GEW etched, back-painted white SSF corian	see quiet finish page
Q U S -	-	-	-	







description	sku	w	d	h	PLL laminate WGL laminate	MPL maple OAK oak	WLT walnut	PLD paldao	SSF corian
tapered top/tapered base	241	14 5/8	21 1/4	23 3/4	\$ 1590	\$ 1447	\$ 1495	\$ 1733	\$ 2196
									
tapered top/tapered base	242	14 5/8	21 1/4	26	1622	1479	1526	1770	2226
									

series	sku	base finish	top material	top finish
quiet		BS brushed stainless steel powder coat upcharge \$100 WH satin white powder coat EC ecru powder coat LA latte powder coat GR graphite powder coat BZ bronze powder coat IG iron grey powder coat RD black red powder coat BK matte black powder coat	PLL solid laminate WGL woodgrain laminate MPL maple OAK oak WLT walnut PLD paldao SSF corian	see quiet finish page
Q U S -	-	-	-	






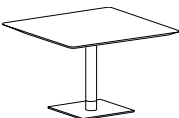
30" Tables
3" column

description	sku	w	d	h	PLL laminate WGL laminate	MPL maple OAK oak	WLT walnut	PLD paldao	GEW glass	SSF corian
30" round top/round base	305	30	30	23¾	\$ 3217	\$ 2956	\$ 3082	\$ 3574	\$ 4487	\$ 4838
 20¾" diameter base										
30" round top/square base	306	30	30	23¾	3217	2956	3082	3574	4487	4838
 17¾" x 17¾" square base										
30" square top/round base	307	30	30	23¾	3217	2956	3082	3574	4487	4838
 20¾" diameter base										
30" square top/square base	308	30	30	23¾	3217	2956	3082	3574	4487	4838
 17¾" x 17¾" square base										

series	sku	base finish	top material	top finish
quiet		BS brushed stainless steel powder coat upcharge \$150 WH satin white powder coat EC ecru powder coat LA latte powder coat GR graphite powder coat BZ bronze powder coat IG iron grey powder coat RD black red powder coat BK matte black powder coat	PLL solid laminate WGL woodgrain laminate MPL maple OAK oak WLT walnut PLD paldao GEW etched, back-painted white SSF corian	see quiet finish page
Q U S -	-	-	-	



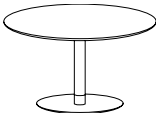



36" Tables
3" column

description	sku	w	d	h	PLL laminate WGL laminate	MPL maple OAK oak	WLT walnut	PLD paldao	GEW glass	SSF corian
36" round top/round base	365	36	36	23¾	\$ 3392	\$ 3127	\$ 3259	\$ 3780	\$ 5191	\$ 5542
 20¾" diameter base										
36" round top/square base	366	36	36	23¾	3392	3127	3259	3780	5191	5542
 17¾" x 17¾" square base										
36" square top/round base	367	36	36	23¾	3392	3127	3259	3780	5191	5542
 20¾" diameter base										
36" square top/square base	368	36	36	23¾	3392	3127	3259	3780	5191	5542
 17¾" x 17¾" square base										

series	sku	base finish	top material	top finish
quiet		BS brushed stainless steel powder coat upcharge \$150 WH satin white powder coat EC ecru powder coat LA latte powder coat GR graphite powder coat BZ bronze powder coat IG iron grey powder coat RD black red powder coat BK matte black powder coat	PLL solid laminate WGL woodgrain laminate MPL maple OAK oak WLT walnut PLD paldao GEW etched, back-painted white SSF corian	see quiet finish page
Q U S -	-	-	-	





42" Tables
3" column

description	sku	w	d	h	PLL laminate WGL laminate	MPL maple OAK oak	WLT walnut	PLD paldao	GEW glass	SSF corian
42" round top/round base	425	42	42	23¾	\$ 3741	\$ 3479	\$ 3607	\$ 4183	\$ 6593	\$ 6945
 24" diameter base										
42" round top/square base	426	42	42	23¾	3741	3479	3607	4183	6593	6945
 21½" x 21½" square base										
42" square top/round base	427	42	42	23¾	3741	3479	3607	4183	6593	6945
 24" diameter base										
42" square top/square base	428	42	42	23¾	3741	3479	3607	4183	6593	6945
 21½" x 21½" square base										

series	sku	base finish	top material	top finish
quiet		BS brushed stainless steel powder coat upcharge \$150 WH satin white powder coat EC ecru powder coat LA latte powder coat GR graphite powder coat BZ bronze powder coat IG iron grey powder coat RD black red powder coat BK matte black powder coat	PLL solid laminate WGL woodgrain laminate MPL maple OAK oak WLT walnut PLD paldao GEW etched, back-painted white SSF corian	see quiet finish page
Q U S -	-	-	-	





48" Tables
3" column

description	sku	w	d	h	PLL laminate WGL laminate	MPL maple OAK oak	WLT walnut	PLD paldao	GEW glass	SSF corian
48" round top/round base	485	48	48	23¾	\$ 3983	\$ 3654	\$ 3783	\$ 4389	\$ 7646	\$ 9052
 24" diameter base										
48" round top/square base	486	48	48	23¾	3983	3654	3783	4389	7646	9052
 21⅝" x 21⅝" square base										

series	sku	base finish	top material	top finish
quiet		BS brushed stainless steel powder coat upcharge \$150 WH satin white powder coat EC ecru powder coat LA latte powder coat GR graphite powder coat BZ bronze powder coat IG iron grey powder coat RD black red powder coat BK matte black powder coat	PLL solid laminate WGL woodgrain laminate MPL maple OAK oak WLT walnut PLD paldao GEW etched, back-painted white SSF corian	see quiet finish page
Q U S -	-	-	-	



30" Tables
3" column



description	sku	w	d	h	PLL laminate WGL laminate	MPL maple OAK oak	WLT walnut	PLD paldao	GEW glass	SSF corian
30" round top/round base	309	30	30	29	\$ 3305	\$ 3217	\$ 3348	\$ 3883	\$ 4575	\$ 4926
 20½" diameter base										
30" round top/square base	310	30	30	29	3305	3217	3348	3883	4575	4926
 17¾" x 17¾" square base										

series	sku	base finish	top material	top finish
quiet		BS brushed stainless steel powder coat upcharge \$150 WH satin white powder coat EC ecru powder coat LA latte powder coat GR graphite powder coat BZ bronze powder coat IG iron grey powder coat RD black red powder coat BK matte black powder coat	PLL solid laminate WGL woodgrain laminate MPL maple OAK oak WLT walnut PLD paldao GEW etched, back-painted white SSF corian	see quiet finish page
Q U S -				

conference tables
round or square top + base assembly





30" Tables
3" column

description	sku	w	d	h	PLL laminate WGL laminate		WLT walnut	PLD paldao	GEW glass	SSF corian
30" square top/round base	311	30	30	29	\$ 3305	\$ 3217	\$ 3348	\$ 3883	\$ 4575	\$ 4926
 20 7⁄8" diameter base										
30" square top/square base	312	30	30	29	3305	3217	3348	3883	4575	4926
 17 3⁄4" x 17 3⁄4" square base										

series	sku	base finish	top material	top finish
quiet		BS brushed stainless steel powder coat upcharge \$150 WH satin white powder coat EC ecru powder coat LA latte powder coat GR graphite powder coat BZ bronze powder coat IG iron grey powder coat RD black red powder coat BK matte black powder coat	PLL solid laminate WGL woodgrain laminate MPL maple OAK oak WLT walnut PLD paldao GEW etched, back-painted white SSF corian	see quiet finish page
Q U S -				



36" Tables
3" column



description	sku	w	d	h	PLL laminate WGL laminate	MPL maple OAK oak	WLT walnut	PLD paldao	GEW glass	SSF corian
36" round top/round base	369	36	36	29	\$ 3482	\$ 3392	\$ 3520	\$ 4086	\$ 5291	\$ 5630
 20 1/2" diameter base										
36" round top/square base	370	36	36	29	3482	3392	3520	4086	5291	5630
 17 3/4" x 17 3/4" square base										

series	sku	base finish	top material	top finish
quiet		BS brushed stainless steel powder coat upcharge \$150 WH satin white powder coat EC ecru powder coat LA latte powder coat GR graphite powder coat BZ bronze powder coat IG iron grey powder coat RD black red powder coat BK matte black powder coat	PLL solid laminate WGL woodgrain laminate MPL maple OAK oak WLT walnut PLD paldao GEW etched, back-painted white SSF corian	see quiet finish page
Q U S -	-	-	-	

conference tables
round or square top + base assembly




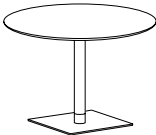
36" Tables
3" column

description	sku	w	d	h	PLL laminate WGL laminate	MPL maple OAK oak	WLT walnut	PLD paldao	GEW glass	SSF corian
36" square top/round base	371	36	36	29	\$ 3482	\$ 3392	\$ 3520	\$ 4086	\$ 5291	\$ 5630
 20 7/8" diameter base										
36" square top/square base	372	36	36	29	3482	3392	3520	4086	5291	5630
 17 3/4" x 17 3/4" square base										

series	sku	base finish	top material	top finish
quiet		BS brushed stainless steel powder coat upcharge \$150 WH satin white powder coat EC ecru powder coat LA latte powder coat GR graphite powder coat BZ bronze powder coat IG iron grey powder coat RD black red powder coat BK matte black powder coat	PLL solid laminate WGL woodgrain laminate MPL maple OAK oak WLT walnut PLD paldao GEW etched, back-painted white SSF corian	see quiet finish page
Q U S -	-	-	-	




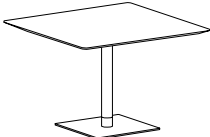
42" Tables
3" column

description	sku	w	d	h	PLL laminate WGL laminate	MPL maple OAK oak	WLT walnut	PLD paldao	GEW glass	SSF corian
42" round top/round base	429	42	42	29	\$ 3828	\$ 3743	\$ 3873	\$ 4491	\$ 6683	\$ 7034
 24" diameter base										
42" round top/square base	430	42	42	29	3828	3743	3873	4491	6683	7034
 21 1/2" x 21 1/2" square base										

series	sku	base finish	top material	top finish
quiet		BS brushed stainless steel powder coat upcharge \$150 WH satin white powder coat EC ecru powder coat LA latte powder coat GR graphite powder coat BZ bronze powder coat IG iron grey powder coat RD black red powder coat BK matte black powder coat	PLL solid laminate WGL woodgrain laminate MPL maple OAK oak WLT walnut PLD paldao GEW etched, back-painted white SSF corian	see quiet finish page
Q U S -	-	-	-	





42" Tables
3" column

description	sku	w	d	h	PLL laminate WGL laminate	MPL maple OAK oak	WLT walnut	PLD paldao	GEW glass	SSF corian
42" square top/round base	431	42	42	29	\$ 3828	\$ 3743	\$ 3873	\$ 4491	\$ 6683	\$ 7034
 24" diameter base										
42" square top/square base	432	42	42	29	3828	3743	3873	4491	6683	7034
 21 1/8" x 21 1/8" square base										

series	sku	base finish	top material	top finish
quiet		BS brushed stainless steel powder coat upcharge \$150 WH satin white powder coat EC ecru powder coat LA latte powder coat GR graphite powder coat BZ bronze powder coat IG iron grey powder coat RD black red powder coat BK matte black powder coat	PLL solid laminate WGL woodgrain laminate MPL maple OAK oak WLT walnut PLD paldao GEW etched, back-painted white SSF corian	see quiet finish page
Q U S -	-	-	-	



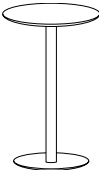
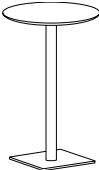
48" Tables
3" column

description	sku	w	d	h	PLL laminate WGL laminate	MPL maple OAK oak	WLT walnut	PLD paldao	GEW glass	SSF corian
48" round top/round base	487	48	48	29	\$ 4007	\$ 3919	\$ 4048	\$ 4696	\$ 7734	\$ 9141
 24" diameter base										
48" round top/square base	488	48	48	29	4007	3919	4048	4696	7734	9141
 21 1/8" x 21 1/8" square base										

series	sku	base finish	top material	top finish
quiet		BS brushed stainless steel powder coat upcharge \$150 WH satin white powder coat EC ecru powder coat LA latte powder coat GR graphite powder coat BZ bronze powder coat IG iron grey powder coat RD black red powder coat BK matte black powder coat	PLL solid laminate WGL woodgrain laminate MPL maple OAK oak WLT walnut PLD paldao GEW etched, back-painted white SSF corian	see quiet finish page
Q U S -	-	-	-	



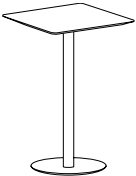

27" Tables
3" column

description	sku	w	d	h	PLL laminate WGL laminate	MPL maple OAK oak	WLT walnut	PLD paldao	GEW glass	SSF corian
27" round top/round base	271	27	27	42	\$ 3390	\$ 3305	\$ 3437	\$ 3987	\$ 4398	\$ 4574
 20 7/8" diameter base										
27" round top/square base	272	27	27	42	3390	3305	3437	3987	4398	4574
 17 3/4" x 17 3/4" square base										

series	sku	base finish	top material	top finish
quiet		BS brushed stainless steel powder coat upcharge \$150 WH satin white powder coat EC ecru powder coat LA latte powder coat GR graphite powder coat BZ bronze powder coat IG iron grey powder coat RD black red powder coat BK matte black powder coat	PLL solid laminate WGL woodgrain laminate MPL maple OAK oak WLT walnut PLD paldao GEW etched, back-painted white SSF corian	see quiet finish page
Q U S -	-	-	-	



27" Tables
3" column

description	sku	w	d	h	PLL laminate WGL laminate	MPL maple OAK oak	WLT walnut	PLD paldao	GEW glass	SSF corian
27" square top/round base	273	27	27	42	\$ 3390	\$ 3305	\$ 3437	\$ 3987	\$ 4398	\$ 4574
 20 3/4" diameter base										
27" square top/square base	274	27	27	42	3390	3305	3437	3987	4398	4574
 17 3/4" x 17 3/4" square base										

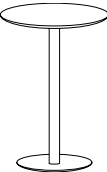
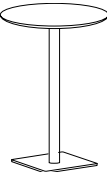
series	sku	base finish	top material	top finish
quiet		BS brushed stainless steel powder coat upcharge \$150 WH satin white powder coat EC ecru powder coat LA latte powder coat GR graphite powder coat BZ bronze powder coat IG iron grey powder coat RD black red powder coat BK matte black powder coat	PLL solid laminate WGL woodgrain laminate MPL maple OAK oak WLT walnut PLD paldao GEW etched, back-painted white SSF corian	see quiet finish page
Q U S -				

bar height tables

round or square top + base assembly



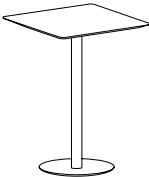
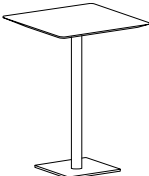
30" Tables
3" column

description	sku	w	d	h	PLL laminate WGL laminate	MPL maple OAK oak	WLT walnut	PLD paldao	GEW glass	SSF corian
30" round top/round base	313	30	30	42	\$ 3455	\$ 3390	\$ 3549	\$ 4119	\$ 4751	\$ 5102
 20 3/4" diameter base										
30" round top/square base	314	30	30	42	3455	3390	3549	4119	4751	5102
 17 3/4" x 17 3/4" square base										

series	sku	base finish	top material	top finish
quiet		BS brushed stainless steel powder coat upcharge \$150 WH satin white powder coat EC ecru powder coat LA latte powder coat GR graphite powder coat BZ bronze powder coat IG iron grey powder coat RD black red powder coat BK matte black powder coat	PLL solid laminate WGL woodgrain laminate MPL maple OAK oak WLT walnut PLD paldao GEW etched, back-painted white SSF corian	see quiet finish page
Q U S -				



30" Tables
3" column

description	sku	w	d	h	PLL laminate WGL laminate	MPL maple OAK oak	WLT walnut	PLD paldao	GEW glass	SSF corian
30" square top/round base	315	30	30	42	\$ 3455	\$ 3390	\$ 3549	\$ 4119	\$ 4751	\$ 5102
 20 7⁄8" diameter base										
30" square top/square base	316	30	30	42	3455	3390	3549	4119	4751	5102
 17 3⁄4" x 17 3⁄4" square base										

series	sku	base finish	top material	top finish
quiet		BS brushed stainless steel powder coat upcharge \$150 WH satin white powder coat EC ecru powder coat LA latte powder coat GR graphite powder coat BZ bronze powder coat IG iron grey powder coat RD black red powder coat BK matte black powder coat	PLL solid laminate WGL woodgrain laminate MPL maple OAK oak WLT walnut PLD paldao GEW etched, back-painted white SSF corian	see quiet finish page
Q U S -				

Prices and Specifications

Prices and specifications are subject to change without notice. All prices quoted will be FOB our factories. If applicable, sales tax will be based on ship-to destination.

Bernhardt Design reserves the right to make changes in dimensions, construction, price lists, or product literature without prior notice.

All measurements and weights are approximate and subject to change without notice.

Order Entry

All orders are subject to final acceptance by Bernhardt Design in Lenoir, NC. Receipt of our acknowledgment indicates acceptance of your order subject to the terms set forth on the acknowledgment.

Bernhardt Design attempts to clarify all purchase orders. However, in the event the price list number and description on the purchase order differ, the price list number will prevail.

Changes/Cancellation

All orders in production are considered firm orders and are not subject to changes or cancellation.

Shipping

Bernhardt Design will ship in accordance with customer instructions whenever possible. For convenience, Bernhardt Design offers a guaranteed freight program (GFP). Bernhardt Design will exercise our best judgment in selecting a carrier under our GFP. When selecting a carrier, Bernhardt Design will make our best effort to meet requested delivery dates.

Transportation lead-times and delays including equipment problems, weather, general traffic, traffic accidents, customer warehouse space, labor disputes, customer changes, etc., that occur on a carrier will not be the responsibility of Bernhardt Design. Furthermore, Bernhardt Design will not be responsible for additional costs incurred due to aforementioned delays.

For customers who decline our GFP, Bernhardt Design will stage orders for pick up at 1% of the list price, or \$75 minimum.

Customer orders in production will be shipped as scheduled and will not be held. Bernhardt Design reserves the right to make partial shipments on any order, unless notified otherwise by the customer.

High quality cartoning meeting trucking and railroad specifications is standard at no extra charge. Some items may be blanket wrapped for shipment.

Freight Damage and Claims

Bernhardt Design is not liable for any damages to products that occur during transit or storage. The carrier assumes all responsibility upon acceptance of product. It is the customer's responsibility to inspect products upon receipt and file any claims with the carrier. No product should be refused. If products are received damaged, a written exception should be made on the bill of lading and an immediate inspection be requested of the carrier.

Concealed damage must be reported to the carrier within 10 business days from date of delivery. Failure to make claims shall constitute acceptance of the products and waiver any claims of defects, errors or shortages.

In the event delivery is made on a Bernhardt Design truck, the products should be carefully inspected for transit damage. If contents are damaged, the driver should be notified to call his dispatcher for immediate disposition.

Concealed damage must be reported within 10 business days from date of delivery and product/package held for inspection by a Bernhardt Design representative. Replacements for product damaged in shipment or storage will be manufactured upon receipt of a purchase order.

Returns

No merchandise may be returned to Bernhardt Design without written consent in the form of a Return Authorization from our Quality Assurance Department stating why item is being returned and how item will be shipped.

Unauthorized returns will be automatically refused by our receiving department as well as returns not in accordance with Bernhardt Design shipping instructions. Liability for defective merchandise shall be limited to the replacement or repair of that merchandise, and Bernhardt Design shall not be liable for other damages or losses.

Terms and Credit

Pricing and terms of sale apply to orders accepted by Bernhardt Design, and no terms, stipulations, or conditions contained in the dealer's submitted purchase orders shall have any force or effect. Bernhardt Design requires a completed and signed credit application from every dealer. Bernhardt Design also requires dealers to provide a Blanket Certificate of Resale/Use containing valid sales tax exemption number(s) for their respective state(s).

If credit has been approved, the standard terms for all Bernhardt Design products are Net 30 from the invoice date. In certain instances, as an additional condition of order acceptance, buyer may be required to provide a deposit at time of order and/or remit the balance before shipment is released. If credit has not been approved, a 100% prepayment, including any freight charges, is required prior to production.

Acceptable forms of payment include a certified check or electronic bank transfer. For information on where to send check/electronic bank information contact our Financial Services Department. If a dealer or company check is submitted, three (3) weeks should be allowed for the clearance of the check. If electronic bank transfer is submitted, one (1) week should be allowed for the clearance of the electronic bank transfer. The order is subject to cancellation if payment in full is not received within three (3) weeks from the acknowledgment date.

The dealer may not make deductions for advertising, promotions, quality problems, freight, or any other reason without prior authorization by Bernhardt Design. Such a deduction could result in the curtailment or suspension of further shipments until the matter is resolved. Delinquency notices are generated and mailed periodically. Service charges of 18% per annum will be added to each past-due transaction. Unpaid service charges

will be accrued and invoiced on a periodic basis. Past-due notices may result in orders being held until the situation is resolved. This credit hold could prevent orders from being placed into production or shipped. Orders not in production that are placed on credit hold for three (3) weeks will be subject to cancellation.

Severe past-due situations may result in the employment of a collection agency or other collection litigation. If any collection activity is necessary regarding a dealer account, the dealer will be responsible for the payment of any and all attorney and collection agency fees.

A slow payment history may result in reducing or eliminating an open line of credit. At the discretion of Bernhardt Design, amounts owed by a dealer to Bernhardt Design arising from any transaction or dealings between the dealer and Bernhardt Design may be offset against any amounts owed to the dealer by Bernhardt Design.

Warranty - Bernhardt Design

Bernhardt Design will repair or replace, at its discretion, any product or part thereof which fails as the result of defects in material and workmanship, under single shift use and normal care for five (5) years from date of shipment, with the exception of the Ice occasional tables which will be warranted for one (1) year. This warranty shall apply only to the original purchaser.

This warranty does not cover normal wear and tear, misuse or abuse of product, dramatic temperature changes, exposure to unusual conditions, scratches or breaks in glass surfaces after installation, or damages incurred by contact with seating products, tables, desks or other surfaces. Natural color changes, variations or movements in lumber or veneer products, exposure to extreme temperature changes and direct sunlight may cause color changes and/or surface damage.

These are circumstances beyond the control of Bernhardt Design and are not warranty issues. Repair or replacement of discontinued product will be at the discretion of Bernhardt Design.

This warranty is the customer's exclusive remedy for product defect and does not apply to damage caused by a freight carrier, dealer, installer, user modification, attachments to a product, or any third party.

Bernhardt Design has the exclusive right to make the final determination of product misuse or abuse. Except as stated above, Bernhardt Design makes no express or implied warranties as to any product, and in particular, makes no warranty of merchantability or of fitness for any particular purpose.

Bernhardt Design shall not be liable for any consequential or incidental damages or for commercial loss arising from any product defect.

Operational Parts Warranty

Drawer glides, drawer boxes, drawer pulls, and lock mechanisms have a Life-Time Warranty for original purchaser. Power and communication components are warranted for one (1) year.

Parts Order

Bernhardt Design parts have a \$25 net minimum per order. This does not include freight costs.

Custom Design

Bernhardt Design may alter products to meet specific needs. Contact your local sales representative when a custom design is needed. Custom designs, if approved, require minimum quantities, additional leadtime and upcharges. A custom job number, available from your Bernhardt Design sales representative, must be submitted with purchase orders.

Orders combining custom design with standard product cannot be scheduled for production until custom items are approved. Custom design orders are not subject to revision or cancellation after acknowledgment.

Wood Finishes

Bernhardt Design tables are available in finishes that are compatible with credenzas and seating finishes. However, finishes on tables may vary slightly from those on seating due to the natural characteristics of the wood. No absolute match is implied or guaranteed.

Light Finishes

Bernhardt Design offers lighter finishes on certain veneers and solid woods. When specifying light finishes the natural characteristics of the wood will be visible and color will vary.

Natural characteristics include the natural discolorations of the wood substance and color variations in glued up stock. These natural characteristics are not considered defects by Bernhardt Design, and therefore merchandise will not be replaced.

Special Finishes

Special finishes, made to customer specifications and subject to factory approval, may be available at a **10% net upcharge with a \$500 net minimum.**

Additional leadtime may be required for special finish items. Special finish orders will not be acknowledged until the special finish sample is approved in writing and received by Bernhardt Design Customer Service. Special finish orders are not subject to revision or cancellation after acknowledgment.

Installation and Maintenance

All freestanding tables and credenzas are equipped with leveling devices. Local floor conditions vary, and it is always necessary to properly adjust leveling devices. Proper leveling is essential to the alignment and function of doors and drawers. Improperly leveled units result in misaligned doors and drawers and may impair locking mechanisms or other functional hardware.

After the initial installation of credenzas, it may be necessary to readjust and align the units to compensate for settling. This should be expected as a matter of routine maintenance and follow-up to assure proper case function.

Proper installation of Bernhardt Design tables and credenzas is the responsibility of the dealer. Improperly installed units can result in permanent

damage to case components. Damage due to improperly installed furniture not covered under product warranty.

Orders combining custom design with standard product cannot be scheduled for production until custom items are approved. Custom design orders are not subject to revision or cancellation after acknowledgment.

Care and Cleaning - Bernhardt Design

Finished wood surfaces should be cleaned with a soft damp cloth, wiping in the direction of the grain. Furniture should be buffed dry immediately with a soft cloth.

Design and Patent Rights

All of the products shown in Bernhardt Design catalogs and described in Bernhardt Design price lists are, and remain, the property of Bernhardt Design, with the sole right reserved to manufacture and to distribute.

Some of the product designs shown are patented in the United States and will remain the property of Bernhardt Design. Any reproduction of the products constitutes an infringement of patented copyright laws and will be subject to prosecution.

Environmental

Some tables are LEVEL® for ANSI/BIFMA e3-2019 – Furniture Sustainability Standard and SCS Indoor Advantage™ Gold certified. Visit the product page at bernhardtdesign.com for certifications.

Preferred Carrier Guaranteed Freight Rates

Freight charges will be applied to orders as a separate line item based on the zones listed. Rates are based on zones with a minimum for each zone. All zones are located within the Continental United States.

The freight amount is calculated on the total merchandise list COM price. Additional freight fuel surcharges may apply. Rates are based on deliveries made Monday through Friday, 8 am until 5 pm.

All orders are shipped by Bernhardt Design company trucks or preferred carriers specified by Bernhardt Design. **If a purchase order does not specify that the product must ship complete, Bernhardt Design reserves the right to select the most effective shipping method necessary, including split shipments.** Dealer warehouse information, including phone number and contact name, must be specified on the purchase order.

Direct site deliveries may be requested with an additional freight cost. Requests for direct site deliveries must be made 2 weeks prior to the scheduled ship week and meet the following criteria:

- Minimum of half truckload
- Delivery site accessible by a 53' trailer
- Complete delivery site address with contact name and on-site phone number
- Labor available for unloading

Deliveries that do not meet the criteria must be directed to a receiver warehouse. If a receiver warehouse is not available, the dealer may make arrangements with their own 3rd party carrier. If a 3rd party carrier is elected, a contact name, phone number and e-mail address is required.

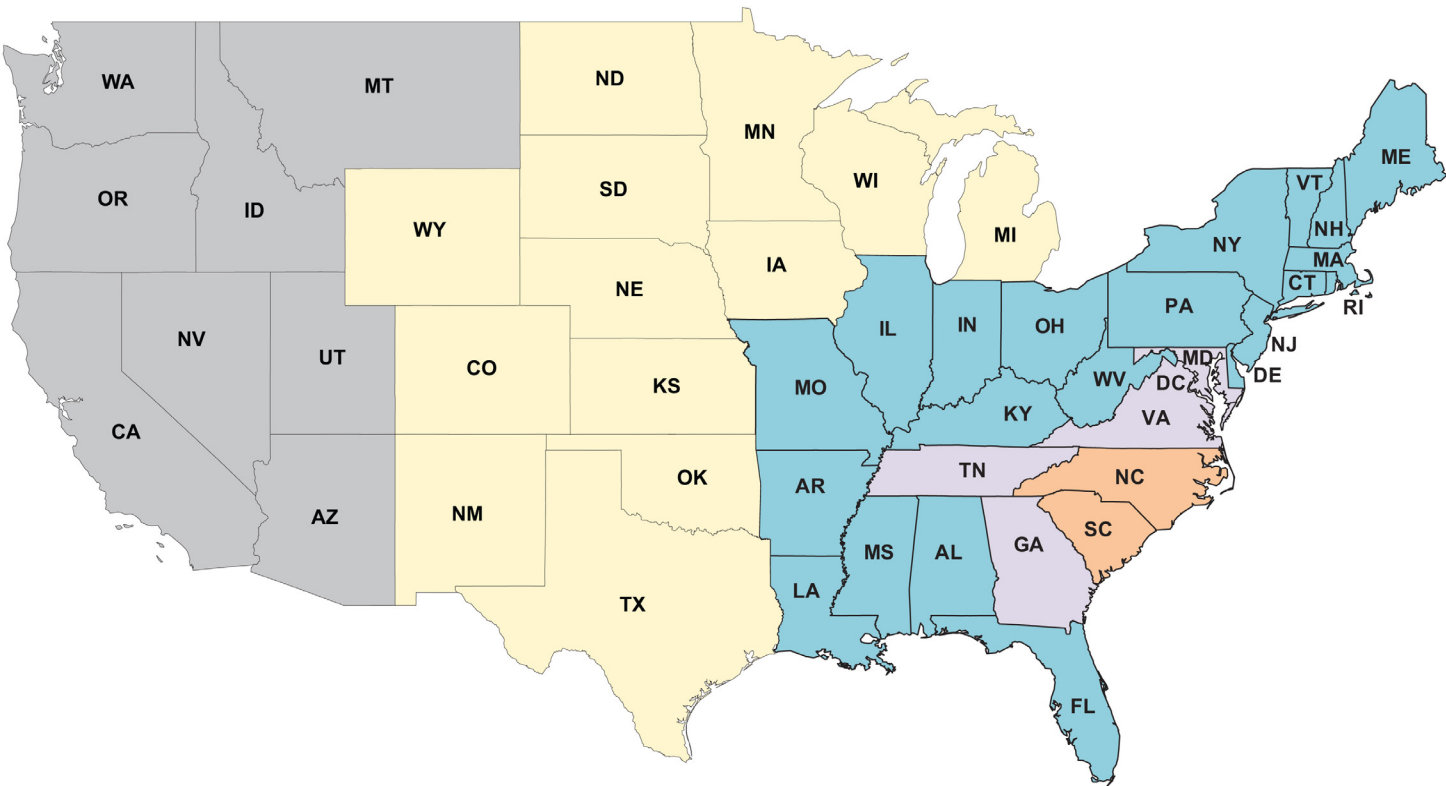
Bernhardt Design has a no touch freight policy. Drivers are not allowed to unload freight.

Weekend direct site deliveries will incur a \$500 per trailer weekend delivery fee. Weekend is defined as between 5 pm Friday and 8 am Monday.

Customers who decline GFP should refer to the shipping section of the Terms and Conditions page.

Zone	Percent	Minimum
Zone 1	3%	\$150
Zone 2	4%	\$150
Zone 3	5%	\$150
Zone 4	5.5%	\$150
Zone 5	6%	\$150

Percent bases on List Price.



Preferred Carrier Guaranteed Freight Rates - Canada

Freight charges will be applied to orders as a separate line item based on the zones listed. Rates are based on zones with a minimum for each zone.

The freight amount is calculated on the total merchandise list COM price. Additional freight fuel surcharges may apply. Rates are based on deliveries made Monday through Friday, 8 am until 5 pm.

All orders are shipped by Bernhardt Design company trucks or preferred carriers specified by Bernhardt Design. If a purchase order does not specify that the product must ship complete, Bernhardt Design reserves the right to select the most effective shipping method necessary, including split shipments. Dealer warehouse information, including phone number and contact name, must be specified on the purchase order.

Direct site deliveries may be requested with an additional freight cost. Requests for direct site deliveries must be made 2 weeks prior to the scheduled ship week and meet the following criteria:

- Minimum of half truckload
- Delivery site accessible by a 53' trailer
- Complete delivery site address with contact name and on-site phone number
- Labor available for unloading

Deliveries that do not meet the criteria must be directed to a receiver warehouse. If a receiver warehouse is not available, the dealer may make arrangements with their own 3rd party carrier. If a 3rd party carrier is elected, a contact name, phone number and e-mail address is required.

Bernhardt Design has a no touch freight policy. Drivers are not allowed to unload freight.

Weekend direct site deliveries will incur a \$500 per trailer weekend delivery fee. Weekend is defined as between 5 pm Friday and 8 am Monday.

Customers who decline GFP should refer to the shipping section of the Terms and Conditions page.

Zone	Minimums	Freight	Avg. Bus. Days
Zone 1	\$200	5%	10 - 15
Zone 2	\$200	9%	10 - 15
Zone 3	\$200	8%	10 - 15
Zone 4	\$200	11%	10 - 15
Zone 5	Quote	Quote	

The attached rates are strictly freight and do not include brokerage fees.

