

Valentina Seating System Specification Guide

Standard Features



Valentina is a modular seating system comprised of 6 unique modules which can be used interchangeably to create an unlimited number of configurations. All modules can also be used as freestanding units.

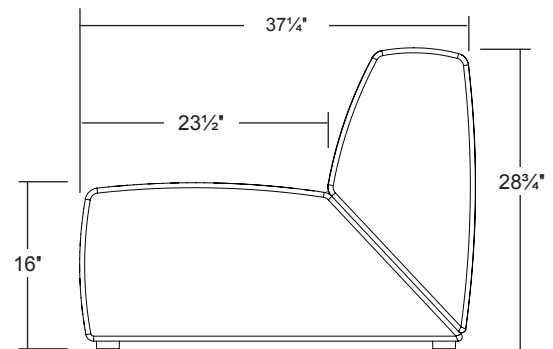
Valentina features new contrasting fabric options and comes standard with welt and a saddle stitch detail on the seat, back and arm.

Configurations are connected by a ganging bracket. Ganging brackets are included with each module. 1½" diameter non-marring adjustable glide.

When ordering configurations, please provide the total COM yardage from the same dye lot in a continuous roll(s). All COM/COL fabrics must be preapproved by Bernhardt Design prior to application.

Valentina is SCS Indoor Advantage™ Gold and LEVEL® 2 certified. See terms and conditions for additional finish and environmental information.

Please visit Bernhardtdesign.com for a complete library of 2D, 3D, and Revit models. You may also contact your local sales representative or the Bernhardt Design Corporate office for specification assistance.



Side view of sku 5650



1½" Diameter Non-Marring Adjustable Nylon Glides

Valentina Contrasting Fabric Options

Valentina modular seating offers three contrasting fabric options.

- A. Inside seat and back, top and side panels of the arms.
- B. Seat and back side panels, front and back panels of the arms.
- C. Welt

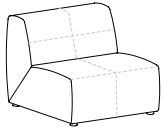
*All COM/COL fabrics must be preapproved by Bernhardt Design prior to application. When ordering multi-item configurations, provide the total COM yardage from the same dye lot in a continuous roll(s). See terms and conditions for instructions for tagging COM.



Valentina Seating System Sample Configurations

		SKU	Description
1		<p>5651 Single Seat. Left Arm Facing Module</p> <p>5650 (3) Single Seat Modules. Armless</p> <p>5652 Single Seat. Right Arm Facing Module</p> <p>5655 (3) Ottomans</p>	
2		<p>5650 (3) Single Seat Modules. Armless</p> <p>5654 45° Connector</p> <p>5650 (3) Single Seat Modules. Armless</p> <p>5655 Ottoman</p>	
3		<p>5651 Single Seat. Left Arm Facing Module</p> <p>5650 (2) Single Seat Modules. Armless</p> <p>5653 90° Corner Connector</p> <p>5650 (2) Single Seat Modules. Armless</p> <p>5652 Single Seat. Right Arm Facing Module</p>	
4		<p>5651 Single Seat. Left Arm Facing Module</p> <p>5650 Single Seat Module. Armless</p> <p>5652 Single Seat. Right Arm Facing Module</p>	

valentina 5650



**Single seat module
Armless
Fully upholstered**

Saddle stitch detail on seat and back; standard with welt
All necessary ganging brackets are included and pre-installed

When using a combination of fabrics or leathers, specify the application by designating the appropriate letter, shown below, on the purchase order. Yardage shown must be used.

See terms and conditions for contrasting upholstery upcharges.

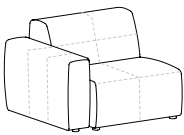
- A) One fabric or leather for inside seat and back
yardage: 3.25 yds. leather: 53.0 sq. ft.
- B) One fabric or leather for seat and back sides panels
yardage: 2.25 yds. leather: 37.0 sq. ft.
- C) One fabric or leather for welt
yardage: 2.0 yd. leather: 33.0 sq. ft.

SCS Indoor Advantage™ Gold and LEVEL® 2 certified. See terms and conditions for additional environmental information.

Seat Height	Arm Height	W	D	H	Fabric	Leather	Weight	Cubes/Qty
16"	-	32¾"	37¼"	28¾"	5.25 yds.	85.0'	91 lbs.	32.10/1
406 mm	-	832 mm	947 mm	731 mm	4.8 m	7.9 sqm	41.27 kg.	.91 cu.

COM	COL	1	2	3	4	5	6	7	8	9	10	11
1872	1977	2362	2421	2479	2549	2607	2666	2712	2771	2841	2899	3296

valentina 5651



**Single seat
Left arm facing module
Fully upholstered**

Saddle stitch detail on seat and back; standard with welt
All necessary ganging brackets are included and pre-installed

When using a combination of fabrics or leathers, specify the application by designating the appropriate letter, shown below, on the purchase order. Yardage shown must be used.

See terms and conditions for contrasting upholstery upcharges.

- A) One fabric or leather for inside seat and back, top and side panels of the arm
yardage: 4.25 yds. leather: 70.0 sq. ft.
- B) One fabric or leather for seat and back side panels, front and back panels of the arm
yardage: 2.25 yds. leather: 37.0 sq. ft.
- C) One fabric or leather for welt
yardage: 2.0 yd. leather: 33.0 sq. ft.

SCS Indoor Advantage™ Gold and LEVEL® 2 certified. See terms and conditions for additional environmental information.

Seat Height	Arm Height	W	D	H	Fabric	Leather	Weight	Cubes/Qty
16"	23"	40¾"	37 ¼"	28¾"	7.0 yds.	114.0'	129 lbs.	45.85/1
406 mm	585 mm	1041 mm	947 mm	731 mm	6.4 m	10.6 sqm	58.51 kg.	1.30 cu.

COM	COL	1	2	3	4	5	6	7	8	9	10	11
2392	2532	3046	3124	3201	3295	3372	3450	3512	3590	3684	3761	4290

valentina 5652



**Single seat
Right arm facing module
Fully upholstered**

Saddle stitch detail on seat and back; standard with welt
All necessary ganging brackets are included and pre-installed

When using a combination of fabrics or leathers, specify the application by designating the appropriate letter, shown below, on the purchase order. Yardage shown must be used.

See terms and conditions for contrasting upholstery upcharges.

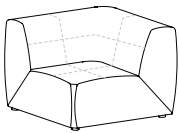
- A) One fabric or leather for inside seat and back, top and side panels of the arm
yardage: 4.25 yds. leather: 70.0 sq. ft.
- B) One fabric or leather for seat and back side panels, front and back panels of the arm
yardage: 2.25 yds. leather: 37.0 sq. ft.
- C) One fabric or leather for welt
yardage: 2.0 yd. leather: 33.0 sq. ft.

SCS Indoor Advantage™ Gold and LEVEL® 2 certified. See terms and conditions for additional environmental information.

Seat Height	Arm Height	W	D	H	Fabric	Leather	Weight	Cubes/Qty
16"	23"	40 5/8"	37 1/4"	28 3/4"	7.0 yds.	114.0'	129 lbs.	45.85'/1
406 mm	585 mm	1041 mm	947 mm	731 mm	6.4 m	10.6 sqm	58.51 kg.	1.30 cu.

COM	COL	1	2	3	4	5	6	7	8	9	10	11
2392	2532	3046	3124	3201	3295	3372	3450	3512	3590	3684	3761	4290

valentina 5653



**90° Connector
Fully upholstered**

Saddle stitch detail on seat and back; standard with welt
All necessary ganging brackets are included and pre-installed

When using a combination of fabrics or leathers, specify the application by designating the appropriate letter, shown below, on the purchase order. Yardage shown must be used.

See terms and conditions for contrasting upholstery upcharges.

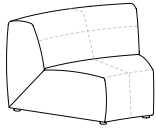
- A) One fabric or leather for inside seat and back
yardage: 5.25 yds. leather: 85.0 sq. ft.
- B) One fabric or leather for seat and back side panels
yardage: 2.25 yds. leather: 37.0 sq. ft.
- C) One fabric or leather for welt
yardage: 2.0 yd. leather: 33.0 sq. ft.

SCS Indoor Advantage™ Gold and LEVEL® 2 certified. See terms and conditions for additional environmental information.

Seat Height	Arm Height	W	D	H	Fabric	Leather	Weight	Cubes/Qty
16"	-	38 1/2"	38 1/2"	28 3/4"	6.75 yds.	110.0'	128 lbs.	45.85'/1
406 mm	-	978 mm	978 mm	731 mm	6.2 m	10.2 sqm	58.06 kg.	1.30 cu.

COM	COL	1	2	3	4	5	6	7	8	9	10	11
2704	2839	3334	3409	3484	3574	3649	3724	3784	3859	3949	4024	4534

valentina 5654



**45° Connector
Fully upholstered**

Saddle stitch detail on seat and back; standard with welt
All necessary ganging brackets are included and pre-installed

When using a combination of fabrics or leathers, specify the application by designating the appropriate letter, shown below, on the purchase order. Yardage shown must be used.

See terms and conditions for contrasting upholstery upcharges.

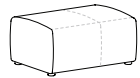
- A) One fabric or leather for inside seat and back
yardage: 4.0 yds. leather: 65.0 sq. ft.
- B) One fabric or leather for seat and back side panels
yardage: 1.75 yds. leather: 28.0 sq. ft.
- C) One fabric or leather for welt
yardage: 1.0 yd. leather: 16.0 sq. ft.

SCS Indoor Advantage™ Gold and LEVEL® 2 certified. See terms and conditions for additional environmental information.

Seat Height	Arm Height	W	D	H	Fabric	Leather	Weight	Cubes/Qty
16"	-	45½"	40"	28¾"	6.75 yds.	109.0'	128 lbs.	32.10'/1
406 mm	-	1156 mm	1016 mm	731 mm	6.2 m	10.2 sqm	58.06 kg.	.91 cu.

COM	COL	1	2	3	4	5	6	7	8	9	10	11
2392	2527	3022	3097	3172	3262	3337	3412	3472	3547	3637	3712	4222

valentina 5655



**Ottoman
Fully upholstered**

Saddle stitch detail on seat and back; standard with welt

When using a combination of fabrics or leathers, specify the application by designating the appropriate letter, shown below, on the purchase order. Yardage shown must be used.

See terms and conditions for contrasting upholstery upcharges.

- A) One fabric or leather for top seat panel and upper body
yardage: 2.25 yds. leather: 37.0 sq. ft.
- B) One fabric or leather for lower body
yardage: 1.5 yds. leather: 25.0 sq. ft.
- C) One fabric or leather for welt
yardage: 1.0 yd. leather: 16.0 sq. ft.

SCS Indoor Advantage™ Gold and LEVEL® 2 certified. See terms and conditions for additional environmental information.

Seat Height	Arm Height	W	D	H	Fabric	Leather	Weight	Cubes/Qty
-	-	32"	23½"	15½"	4.8 yds.	78.0'	45 lbs.	15.31'/1
-	-	813 mm	597 mm	388 mm	4.4 m	7.3 sqm	20.41 kg.	.44 cu.

COM	COL	1	2	3	4	5	6	7	8	9	10	11
1040	1134	1479	1531	1584	1646	1698	1751	1792	1845	1907	1960	2315