

## anne 1890



**Solid walnut frame**  
**Available in natural oiled LV8 finish only**  
**Leather or suede seat with flange stitch**

Not recommended for high-use areas.

SCS Indoor Advantage™ Gold and LEVEL® 2 certified. See terms and conditions for additional finish and environmental information.

Seat Height	Arm Height	W	D	H	Fabric	Leather	Weight	Cubes/Qty
16½"	27¼"	25⅝"	25"	29½"	-	12.5'	25 lbs	22.25'/1
419 mm	705 mm	651 mm	635 mm	749 mm	-	1.1 sqm	11.4 kg	.63 cu

List Price

5464

## blitz 1585U



**Armless chair**  
**Solid ash frame**  
**Upholstered seat pad**

Available only with upholstered seat pad

Frame available in all ash finishes. When specifying light finishes the natural characteristics of the wood will be visible and color will vary.

Inside seat width: 16⅞", Inside seat depth: 17⅞"

SCS Indoor Advantage™ Gold certified. See terms and conditions for additional finish and environmental information.

NOTE: The Blitz chair is non-stackable. Damages to the chair will occur if the chair is stacked.

Seat Height	Arm Height	W	D	H	Fabric	Leather	Weight	Cubes/Qty
18½"	-	19⅞"	20¼"	30½"	1.0 yd	18.0'	30 lbs.	21.35'/1
470 mm	-	505 mm	514 mm	781 mm	.91 m	1.7 sqm	13.6 kg	.6 cu.

COM	COL	1	2	3	4	5	6	7	8	9	10	11
1307	1327	1407	1427	1439	1454	1472	1481	1496	1510	1525	1547	1625

## capri 1714


**Solid maple frame**  
**Upholstered seat**

Available in all maple finishes. When specifying light finishes the natural characteristics of the wood will be visible and color will vary.

SCS Indoor Advantage™ Gold and LEVEL® 2 certified. See terms and conditions for additional finish and environmental information.

Seat Height	Arm Height	W	D	H	Fabric	Leather	Weight	Cubes/Qty
19"	23⅝"-29¼"	23"	22½"	33½"	1.0 yds	14.0'	28 lbs	22.25'/1
483 mm	606-743 mm	584 mm	572 mm	826 mm	.91 m	1.3 sqm	12.7 kg	.63 cu

COM	COL	1	2	3	4	5	6	7	8	9	10	11
2392	2412	2492	2512	2524	2539	2557	2566	2581	2595	2610	2632	2710

## capri 1715


**Solid walnut frame**  
**Upholstered seat**

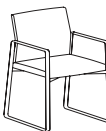
Available in all walnut finishes. When specifying light finishes the natural characteristics of the wood will be visible and color will vary.

SCS Indoor Advantage™ Gold and LEVEL® 2 certified. See terms and conditions for additional finish and environmental information.

Seat Height	Arm Height	W	D	H	Fabric	Leather	Weight	Cubes/Qty
19"	23⅝"-29¼"	23"	22½"	33½"	1.0 yds	14.0'	28 lbs	22.25'/1
483 mm	606-743 mm	584 mm	572 mm	826 mm	.91 m	1.3 sqm	12.7 kg	.63 cu

COM	COL	1	2	3	4	5	6	7	8	9	10	11
3118	3138	3218	3238	3250	3265	3283	3292	3307	3321	3336	3358	3436

## celon 1525


**Brushed stainless steel frame**  
**Upholstered**

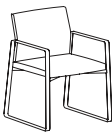
Solids and leather will be seamed on the seat and inside back.  
 Certain mohair, thick or heavy piled fabrics are not suitable for this product.

SCS Indoor Advantage™ Gold and LEVEL® 2 certified. See terms and conditions for additional environmental information.

Seat Height	Arm Height	W	D	H	Fabric	Leather	Weight	Cubes/Qty
18⅞"	24¾"	23"	23¾"	31½"	2.75 yds	36.0'	50 lbs	22.25'/1
460 mm	629 mm	584 mm	603 mm	800 mm	2.5 m	3.3 sqm	22.7 kg	.63 cu

COM	COL	1	2	3	4	5	6	7	8	9	10	11
3535	3590	3810	3865	3896	3939	3988	4012	4055	4092	4134	4195	4409

celon 1526



Polished stainless steel frame  
Upholstered

Solids and leather will be seamed on the seat and inside back.  
Certain mohair, thick or heavy piled fabrics are not suitable for this product.

SCS Indoor Advantage™ Gold and LEVEL® 2 certified. See terms and conditions for additional environmental information.

Seat Height	Arm Height	W	D	H	Fabric	Leather	Weight	Cubes/Qty
18½"	24¾"	23"	23¾"	31½"	2.75 yds	36.0'	50 lbs	22.25'/1
460 mm	629 mm	584 mm	603 mm	800 mm	2.5 m	3.3 sqm	22.7 kg	.63 cu

COM	COL	1	2	3	4	5	6	7	8	9	10	11
3771	3826	4046	4101	4132	4175	4224	4248	4291	4328	4370	4431	4645

chantal 1023



Tubular polished stainless steel or powder coat base  
Upholstered

Molded foam over nylon shell

When using a combination of fabrics or leathers, specify the application by designating the appropriate letter, shown below, on the purchase order. Yardage shown must be used.

See terms and conditions for contrasting upholstery upcharges.

- A) One fabric or leather for seat  
yardage: 1.0 yds.                      leather: 15.0 sq. ft.
- B) One fabric or leather for inside and outside back, sides and inside arms  
yardage: 2.5 yds.                      leather: 40.5 sq. ft.

SCS Indoor Advantage™ Gold and LEVEL® 2 certified. See terms and conditions for additional environmental information.

Seat Height	Arm Height	W	D	H	Fabric	Leather	Weight	Cubes/Qty
19"	26"	24"	25"	33½"	3.0 yds	40.0'	38 lbs	21.74'/1
483 mm	660 mm	610 mm	635 mm	851 mm	2.7 m	3.7 sqm	17.2 kg	.62 cu

COM	COL	1	2	3	4	5	6	7	8	9	10	11
1597	1657	1897	1957	1991	2037	2091	2117	2164	2204	2251	2317	2551

sku

1

0

2

3

base finish

polished stainless steel standard, OR

specify powder coat, upcharge \$100

WH

IG

GR

RD

BZ

K

satin white

iron grey

graphite

black red

bronze

matte black

chantal 1024



Polished aluminum or powder coat base  
Upholstered

Molded foam over nylon shell

When using a combination of fabrics or leathers, specify the application by designating the appropriate letter, shown below, on the purchase order. Yardage shown must be used.

See terms and conditions for contrasting upholstery upcharges.

A) One fabric or leather for seat  
yardage: 1.0 yds. leather: 15.0 sq. ft.

B) One fabric or leather for inside and outside back, sides and inside arms  
yardage: 2.5 yds. leather: 40.5 sq. ft.

SCS Indoor Advantage™ Gold and LEVEL® 1 certified. See terms and conditions for additional environmental information.

Seat Height	Arm Height	W	D	H	Fabric	Leather	Weight	Cubes/Qty
19"	26"	24"	25"	33½"	3.0 yds	40.0'	38 lbs	21.74'/1
483 mm	660 mm	610 mm	635 mm	851 mm	2.7 m	3.7 sqm	17.2 kg	.62 cu

COM	COL	1	2	3	4	5	6	7	8	9	10	11
1831	1891	2131	2191	2225	2271	2325	2351	2398	2438	2485	2551	2785

sku

1

0

2

4

base finish

polished aluminum standard, OR

specify powder coat, upcharge \$100

WH

satin white

IG

iron grey

GR

graphite

RD

black red

BZ

bronze

K

matte black

chantal 1026M



Solid maple base  
Upholstered

Available in all maple finishes. When specifying light finishes the natural characteristics of the wood will be visible and color will vary.

When using a combination of fabrics or leathers, specify the application by designating the appropriate letter, shown below, on the purchase order. Yardage shown must be used.

See terms and conditions for contrasting upholstery upcharges.

A) One fabric or leather for seat  
yardage: 1.0 yds. leather: 15.0 sq. ft.

B) One fabric or leather for inside and outside back, sides and inside arms  
yardage: 2.5 yds. leather: 40.5 sq. ft.

SCS Indoor Advantage™ Gold and LEVEL® 1 certified. See terms and conditions for additional finish and environmental information.

Seat Height	Arm Height	W	D	H	Fabric	Leather	Weight	Cubes/Qty
19"	26"	24"	25"	33½"	3.0 yds	40.0'	38 lbs	21.74'/1
483 mm	660 mm	610 mm	635 mm	851 mm	2.7 m	3.7 sqm	17.2 kg	.62 cu

COM	COL	1	2	3	4	5	6	7	8	9	10	11
2519	2579	2819	2879	2913	2959	3013	3039	3086	3126	3173	3239	3473

## charlotte 1717


**Solid walnut frame**  
**Upholstered seat pad**

Available in all walnut finishes. When specifying light finishes the natural characteristics of the wood will be visible and color will vary.

SCS Indoor Advantage™ Gold and LEVEL® 1 certified. See terms and conditions for additional finish and environmental information.

Seat Height	Arm Height	W	D	H	Fabric	Leather	Weight	Cubes/Qty
18¼"	24¾"	23"	23¾"	31¾"	1.0 yds	14.0'	30 lbs	22.25'/1
464 mm	625 mm	584 mm	594 mm	810 mm	.91 m	1.3 sqm	13.6 kg	.63 cu

COM	COL	1	2	3	4	5	6	7	8	9	10	11
2905	2925	3005	3025	3037	3052	3070	3079	3094	3108	3123	3145	3223

## chloe 1020


**Tubular polished stainless steel or powder coat base**  
**Upholstered**

Molded foam over nylon shell

When using a combination of fabrics or leathers, specify the application by designating the appropriate letter, shown below, on the purchase order. Yardage shown must be used.

See terms and conditions for contrasting upholstery upcharges.

- A) One fabric or leather for seat  
yardage: 1.0 yds. leather: 15.0 sq. ft.
- B) One fabric or leather for inside and outside back  
yardage: 2.0 yds. leather: 35.0 sq. ft.

SCS Indoor Advantage™ Gold and LEVEL® 2 certified. See terms and conditions for additional environmental information.

Seat Height	Arm Height	W	D	H	Fabric	Leather	Weight	Cubes/Qty
19"	-	20¼"	24¾"	32½"	2.25 yds	35.0'	37 lbs	21.74'/1
483 mm	-	514 mm	629 mm	826 mm	2.1 m	3.3 sqm	16.8 kg	.62 cu

COM	COL	1	2	3	4	5	6	7	8	9	10	11
1256	1301	1481	1526	1551	1586	1626	1646	1681	1711	1746	1796	1971

## sku

1	0	2	0
---	---	---	---

## base finish

polished stainless steel standard, OR

**specify powder coat, upcharge \$100**

<b>WH</b>	satin white	<b>IG</b>	iron grey
<b>GR</b>	graphite	<b>RD</b>	black red
<b>BZ</b>	bronze	<b>K</b>	matte black

chloe 1021



Polished aluminum or powder coat base  
Upholstered

Molded foam over nylon shell

When using a combination of fabrics or leathers, specify the application by designating the appropriate letter, shown below, on the purchase order. Yardage shown must be used.

See terms and conditions for contrasting upholstery upcharges.

A) One fabric or leather for seat  
yardage: 1.0 yds. leather: 15.0 sq. ft.

B) One fabric or leather for inside and outside back  
yardage: 2.0 yds. leather: 35.0 sq. ft.

SCS Indoor Advantage™ Gold and LEVEL® 2 certified. See terms and conditions for additional environmental information.

Seat Height	Arm Height	W	D	H	Fabric	Leather	Weight	Cubes/Qty
19"	-	20¼"	24¾"	32½"	2.25 yds	35.0'	37 lbs	21.74'/1
483 mm	-	514 mm	629 mm	826 mm	2.1 m	3.3 sqm	16.8 kg	.62 cu

COM	COL	1	2	3	4	5	6	7	8	9	10	11
1468	1513	1693	1738	1763	1798	1838	1858	1893	1923	1958	2008	2183

sku

1 | 0 | 2 | 1 |

base finish

polished aluminum standard, OR

specify powder coat, upcharge \$100

WHsatin white

IGiron grey

GRgraphite

RDblack red

BZbronze

Kmatte black

**chloe 1019M****Solid maple base  
Upholstered**

Molded foam over nylon shell.

Available in all maple finishes. When specifying light finishes the natural characteristics of the wood will be visible and color will vary.

When using a combination of fabrics or leathers, specify the application by designating the appropriate letter, shown below, on the purchase order. Yardage shown must be used.

See terms and conditions for contrasting upholstery upcharges.

- A) One fabric or leather for seat  
yardage: 1.0 yds. leather: 15.0 sq.ft.
- B) One fabric or leather for inside and outside back  
yardage: 2.0 yds. leather: 35.0 sq.ft.

SCS Indoor Advantage™ Gold and LEVEL® 2 certified. See terms and conditions for additional finish and environmental information.

Seat Height	Arm Height	W	D	H	Fabric	Leather	Weight	Cubes/Qty
18¼"	-	20¼"	24¾"	32½"	2.25 yds	35.0'	30 lbs	22.25/1
464mm	-	514 mm	629 mm	826 mm	2.1 m	3.3 sqm	13.6 kg	.63 cu

COM	COL	1	2	3	4	5	6	7	8	9	10	11
2116	2161	2341	2386	2411	2446	2486	2506	2541	2571	2606	2656	2831

**claris 1605****Solid maple base  
Upholstered**

Welt standard along bottom edge of seat

Available in all maple finishes. When specifying light finishes the natural characteristics of the wood will be visible and color will vary.

When using a combination of fabrics or leathers, specify the application by designating the appropriate letter, shown below, on the purchase order. Yardage shown must be used.

See terms and conditions for contrasting upholstery and welt upcharges.

- A) One fabric or leather for seat and inside back  
yardage: 1.8 yds. leather: 24.0 sq. ft.
- B) One fabric or leather for outside back, sides, inside arms, front panel and welt  
yardage: 2.5 yds. leather: 33.75 sq. ft.

SCS Indoor Advantage™ Gold and LEVEL® 2 certified. See terms and conditions for additional finish and environmental information.

Seat Height	Arm Height	W	D	H	Fabric	Leather	Weight	Cubes/Qty
19¼"	24½"	23¾"	24⅞"	32¾"	4.4 yds	60.0'	44 lbs	22.25/1
489 mm	622 mm	603 mm	632 mm	832 mm	4.0 m	5.6 sqm	20.0 kg	.63 cu

COM	COL	1	2	3	4	5	6	7	8	9	10	11
2481	2569	2921	3009	3058	3127	3205	3244	3313	3371	3440	3537	3880

**cooper 1570****Solid ash frame**

Inside width: 18¾"; Inside depth: 18½"

Available in all ash finishes. When specifying light finishes the natural characteristics of the wood will be visible and color will vary.

SCS Indoor Advantage™ Gold and LEVEL® 2 Certified. See terms and conditions for additional environmental information.

Seat Height	Arm Height	W	D	H	Fabric	Leather	Weight	Cubes/Qty
18½"	27½"	22½"	21"	30½"	-	-	34 lbs	21.35'/1
460 mm	699 mm	562 mm	533 mm	778 mm	-	-	15.4 kg	.6 cu

**List Price**

1534

**cooper 1570U****Solid ash frame  
Upholstered seat pad**

Inside width: 18¾"; Inside depth: 18½"

Available in all ash finishes. When specifying light finishes the natural characteristics of the wood will be visible and color will vary.

SCS Indoor Advantage™ Gold and LEVEL® 2 Certified. See terms and conditions for additional finish and environmental information.

Seat Height	Arm Height	W	D	H	Fabric	Leather	Weight	Cubes/Qty
18½"	27½"	22½"	21"	30½"	1.0 yds	18.0'	34 lbs	21.35'/1
473 mm	699 mm	562 mm	533 mm	778 mm	.91 m	1.67 sqm	15.4 kg	.6 cu

COM	COL	1	2	3	4	5	6	7	8	9	10	11
1647	1667	1747	1767	1779	1794	1812	1821	1836	1850	1865	1887	1965

**corvo 1710****Solid maple frame  
Upholstered seat**

Available in all maple finishes. When specifying light finishes the natural characteristics of the wood will be visible and color will vary.

SCS Indoor Advantage™ Gold and LEVEL® 2 certified. See terms and conditions for additional finish and environmental information.

Seat Height	Arm Height	W	D	H	Fabric	Leather	Weight	Cubes/Qty
18¾"	27½"	22¾"	21"	29"	1.0 yds	12.5'	24.8 lbs	22.25'/1
476 mm	699 mm	578 mm	533 mm	737 mm	0.9 m	1.2 sqm	11.2 kg	.63 cu

COM	COL	1	2	3	4	5	6	7	8	9	10	11
2461	2481	2561	2581	2593	2608	2626	2635	2650	2664	2679	2701	2779



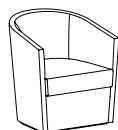
**corvo 1711****Solid walnut frame  
Upholstered seat**

Available in all walnut finishes. When specifying light finishes the natural characteristics of the wood will be visible and color will vary.

SCS Indoor Advantage™ Gold and LEVEL® 2 certified. See terms and conditions for additional finish and environmental information.

Seat Height	Arm Height	W	D	H	Fabric	Leather	Weight	Cubes/Qty
18¾"	27½"	22¾"	21"	29"	1.0 yds	12.5'	24.8 lbs	22.25'/1
476 mm	699 mm	578 mm	533 mm	737 mm	0.9 m	1.2 sqm	11.2 kg	.63 cu

COM	COL	1	2	3	4	5	6	7	8	9	10	11
3203	3223	3303	3323	3335	3350	3368	3377	3392	3406	3421	3443	3521

**glasgow 6492****Stationary chair  
Fully upholstered**

When using a combination of fabrics or leathers, specify the application by designating the appropriate letter, shown below, on the purchase order. Yardage shown must be used.

See terms and conditions for contrasting upholstery upcharges.

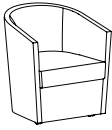
- A) One fabric or leather for seat  
yardage: 1.0 yds. leather: 32.4 sq. ft.
- B) One fabric or leather for inside and outside back, sides, inside arms and front panel  
yardage: 4.25 yds. leather: 56.7 sq. ft.

SCS Indoor Advantage™ Gold and LEVEL® 2 certified. See terms and conditions for additional environmental information.

Seat Height	Arm Height	W	D	H	Fabric	Leather	Weight	Cubes/Qty
17½"	25½"	27¾"	25¾"	30½"	5.0 yds	75.0'	65 lbs	22.69'/1
435 mm	648 mm	695 mm	651 mm	765 mm	4.6 m	7.0 sqm	29.5 kg	.64 cu

COM	COL	1	2	3	4	5	6	7	8	9	10	11
2554	2654	3054	3154	3210	3288	3377	3421	3499	3566	3643	3754	4143

## glasgow 6493


**Chair with casters**  
**Fully upholstered**

When using a combination of fabrics or leathers, specify the application by designating the appropriate letter, shown below, on the purchase order. Yardage shown must be used.

See terms and conditions for contrasting upholstery upcharges.

- A) One fabric or leather for seat  
yardage: 1.0 yds. leather: 32.4 sq. ft.
- B) One fabric or leather for inside and outside back, sides, inside arms and front panel  
yardage: 4.25 yds. leather: 56.7 sq. ft.

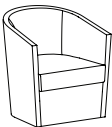
SCS Indoor Advantage™ Gold and LEVEL® 2 certified. See terms and conditions for additional environmental information.

Seat Height	Arm Height	W	D	H	Fabric	Leather	Weight	Cubes/Qty
17½"	25½"	27¾"	25¾"	30¾"	5.0 yds	75.0'	65 lbs	22.69/1
435 mm	648 mm	695 mm	651 mm	765 mm	4.6 m	7.0 sqm	29.5 kg	.64 cu

COM	COL	1	2	3	4	5	6	7	8	9	10	11
2726	2826	3226	3326	3382	3460	3549	3593	3671	3738	3815	3926	4315

## glasgow 6494


**Self-return swivel**  
**Fully upholstered**

When using a combination of fabrics or leathers, specify the application by designating the appropriate letter, shown below, on the purchase order. Yardage shown must be used.

See terms and conditions for contrasting upholstery upcharges.

- A) One fabric or leather for seat  
yardage: 1.0 yds. leather: 32.4 sq. ft.
- B) One fabric or leather for inside and outside back, sides, inside arms and front panel  
yardage: 4.25 yds. leather: 56.7 sq. ft.

SCS Indoor Advantage™ Gold and LEVEL® 2 certified. See terms and conditions for additional environmental information.

Seat Height	Arm Height	W	D	H	Fabric	Leather	Weight	Cubes/Qty
17½"	25½"	27¾"	25¾"	30¾"	5.0 yds	75.0'	71 lbs	22.69/1
435 mm	648 mm	695 mm	651 mm	765 mm	4.6 m	7.0 sqm	32.2 kg	.64 cu

COM	COL	1	2	3	4	5	6	7	8	9	10	11
2994	3094	3494	3594	3650	3728	3817	3861	3939	4006	4083	4194	4583

go® 1011SG/1011SW



Stacking chair  
Silver powder coated magnesium frame

1011SG Gray polypropylene seat  
1011SW White polypropylene seat

Stacks two high  
US Design Patent No. D446,960.

Seat Height	Arm Height	W	D	H	Fabric	Leather	Weight	Cubes/Qty
18"	25"	23"	27"	30½"	-	-	35 lbs	17.08'/1
457 mm	635 mm	584 mm	686 mm	775 mm	-	-	15.9 kg	.48 cu

List Price
2830

halo 1106



Stacking chair  
Solid ash frame  
Ash veneer seat and back

Stacks four high  
When used with stacking cart 1105, Halo stacks eight high

Available in all ash finishes. When specifying light finishes the natural characteristics of the wood will be visible and color will vary.

SCS Indoor Advantage™ Gold and LEVEL® 2 certified. See terms and conditions for additional finish and environmental information.

Seat Height	Arm Height	W	D	H	Fabric	Leather	Weight	Cubes/Qty
18¼"	-	21¼"	19½"	30⅝"	-	-	26 lbs	22.25'/1
464 mm	-	540 mm	495 mm	784 mm	-	-	11.8 kg	.63 cu

List Price
1145

**halo 1108**
**Solid ash frame**  
**Upholstered seat and back**

Available in all ash finishes. When specifying light finishes the natural characteristics of the wood will be visible and color will vary.

Not recommended for stacking.

When using a combination of fabrics or leathers, specify the application by designating the appropriate letter, shown below, on the purchase order. Yardage shown must be used.

See terms and conditions for contrasting upholstery upcharges.

- A) One fabric or leather for seat  
yardage: 1.0 yd. leather: 18.0 sq. ft.  
B) One fabric or leather for back  
yardage: 1.0 yd. leather: 18.0 sq. ft.

SCS Indoor Advantage™ Gold and LEVEL® 2 certified. See terms and conditions for additional finish and environmental information.

Seat Height	Arm Height	W	D	H	Fabric	Leather	Weight	Cubes/Qty
18¼"	-	21¼"	19½"	31"	1.25 yds	25.0'	28 lbs	22.25'/1
464 mm	-	540 mm	495 mm	787 mm	1.1 m	2.3 sqm	12.7 kg	.63 cu

COM	COL	1	2	3	4	5	6	7	8	9	10	11
1307	1332	1432	1457	1471	1491	1513	1524	1544	1560	1580	1607	1705

**helium 1712**
**Solid maple frame**  
**Upholstered**

Available in all maple finishes. When specifying light finishes the natural characteristics of the wood will be visible and color will vary.

When using a combination of fabrics or leathers, specify the application by designating the appropriate letter, shown below, on the purchase order. Yardage shown must be used.

See terms and conditions for contrasting upholstery upcharges.

- A) One fabric or leather for seat  
yardage: 1.0 yds. leather: 15.0 sq. ft.  
B) One fabric or leather for back  
yardage: 1.25 yds. leather: 21.0 sq. ft.

SCS Indoor Advantage™ Gold and LEVEL® 2 certified. See terms and conditions for additional finish and environmental information.

Seat Height	Arm Height	W	D	H	Fabric	Leather	Weight	Cubes/Qty
18¼"	25"	22¼"	25¾"	32"	1.5 yds	27.0'	25.5 lbs	34.77'/2
464 mm	635 mm	565 mm	654 mm	813 mm	1.4 m	2.5 sqm	11.6 kg	.98 cu

COM	COL	1	2	3	4	5	6	7	8	9	10	11
1920	1950	2070	2100	2117	2140	2167	2180	2204	2224	2247	2280	2397

matinee 1200



Solid oak frame

Inside seat width: 17½", Inside seat depth: 17¼", Inside arm height: 10"

Available in all oak finishes. When specifying light finishes the natural characteristics of the wood will be visible and color will vary.

SCS Indoor Advantage™ Gold and LEVEL® 2 certified. See terms and conditions for additional finish and environmental information.

Seat Height	Arm Height	W	D	H	Fabric	Leather	Weight	Cubes/Qty
17½"	28¾"	21¼"	21¼"	31½"	-	-	37 lbs	21.35'/1
445 mm	721 mm	552 mm	552 mm	800 mm	-	-	16.8 kg	.6 cu

List Price
1142

matinee 1201



Solid oak frame  
Upholstered seat pad

Inside seat width: 17½", Inside seat depth: 17¼", Inside arm height: 9"

Available in all oak finishes. When specifying light finishes the natural characteristics of the wood will be visible and color will vary.

SCS Indoor Advantage™ Gold and LEVEL® 2 certified. See terms and conditions for additional finish and environmental information.

Seat Height	Arm Height	W	D	H	Fabric	Leather	Weight	Cubes/Qty
18¼"	28¾"	21¼"	21¼"	31½"	1.0 yds	18.0'	37 lbs	21.35'/1
464 mm	721 mm	552 mm	552 mm	800 mm	.9 m	1.7 sqm	16.8 kg	.6 cu

COM	COL	1	2	3	4	5	6	7	8	9	10	11
1255	1275	1355	1375	1387	1402	1420	1429	1444	1458	1473	1495	1573

## mulholland 1571


**Solid ash frame**  
**Upholstered**

Nylon glides

Inside Width: 20 $\frac{1}{8}$ ", Inside Depth: 18 $\frac{3}{4}$ "

Available in all ash finishes. When specifying light finishes the natural characteristics of the wood will be visible and color will vary.

When using a combination of fabrics or leathers, specify the application by designating the appropriate letter, shown below, on the purchase order. Yardage shown must be used.

See terms and conditions for contrasting upholstery upcharges.

- A) One fabric or leather for seat cushion  
 yardage: 1.0 yd. leather: 18.0 sq. ft.
- B) One fabric or leather for inside and outside back  
 yardage: 3.5 yds. leather: 45.0 sq. ft.

SCS Indoor Advantage™ Gold and LEVEL® 2 certified. See terms and conditions for additional environmental information.

Seat Height	Arm Height	W	D	H	Fabric	Leather	Weight	Cubes/Qty
19"	25 $\frac{3}{4}$ "	23 $\frac{1}{4}$ "	22 $\frac{1}{2}$ "	30 $\frac{3}{4}$ "	4.5 yds.	63.0'	41 lbs.	12.35'/1
483 mm	654 mm	591 mm	572 mm	781 mm	4.12 m	5.86 sqm	18.6 kg	.61 cu.

COM	COL	1	2	3	4	5	6	7	8	9	10	11
2246	2336	2696	2786	2836	2906	2986	3026	3096	3156	3226	3326	3676

## neve 1718C


**Solid oak frame**  
**Upholstered seat pad**

Frame available in all oak finishes. When specifying light finishes the natural characteristics of the wood will be visible and color will vary.

Inside Seat Width: 18", Inside Seat Depth: 18 $\frac{3}{4}$ "

SCS Indoor Advantage™ Gold and LEVEL® 2 certified. See terms and conditions for additional environmental information.

Seat Height	Arm Height	W	D	H	Fabric	Leather	Weight	Cubes/Qty
18"	26 $\frac{1}{4}$ "	22 $\frac{3}{8}$ "	20 $\frac{3}{4}$ "	30 $\frac{3}{4}$ "	1.0 yds	18.0'	30 lbs	21.35'/1
457 mm	667 mm	730 mm	527 mm	781 mm	.91 m	1.67 sqm	13.6 kg	.61 cu

COM	COL	1	2	3	4	5	6	7	8	9	10	11
1817	1837	1917	1937	1949	1964	1982	1991	2006	2020	2035	2057	2135

neve 1718W



Solid walnut frame  
Upholstered seat pad

Frame available in all walnut finishes. When specifying light finishes the natural characteristics of the wood will be visible and color will vary.

Inside Seat Width: 18", Inside Seat Depth: 18¾"

SCS Indoor Advantage™ Gold and LEVEL® 2 certified. See terms and conditions for additional environmental information.

Seat Height	Arm Height	W	D	H	Fabric	Leather	Weight	Cubes/Qty
18"	26¼"	22⅝"	20¾"	30¾"	1.0 yds	18.0'	30 lbs	21.35'/1
457 mm	667 mm	575 mm	527 mm	781 mm	.91 m	1.67 sqm	13.6 kg	.61 cu

COM	COL	1	2	3	4	5	6	7	8	9	10	11
2158	2178	2258	2278	2290	2305	2323	2332	2347	2361	2376	2398	2476

orbit® wood 1101



Stacking chair  
Chrome base  
Ash veneer seat

Gray stacking bumper  
Stacks six high  
When used with stacking cart 1105, Orbit® stacks 10 high

Available in all ash finishes. When specifying light finishes the natural characteristics of the wood will be visible and color will vary.

SCS Indoor Advantage™ Gold and LEVEL® 2 certified. See terms and conditions for additional finish and environmental information.

Seat Height	Arm Height	W	D	H	Fabric	Leather	Weight	Cubes/Qty
17½"	-	21½"	21½"	31"	-	-	16 lbs	20.99'/4
445 mm	-	546 mm	546 mm	787 mm	-	-	7.2 kg	.59 cu

List Price
1903

orbit® wood 1102



Stacking chair  
Chrome base  
Zebrawood veneer seat

Gray stacking bumper  
Stacks six high  
When used with stacking cart 1105, Orbit® stacks 10 high

Available in zebrawood finishes only. When specifying light finishes the natural characteristics of the wood will be visible and color will vary.

SCS Indoor Advantage™ Gold and LEVEL® 2 certified. See terms and conditions for additional finish and environmental information.

Seat Height	Arm Height	W	D	H	Fabric	Leather	Weight	Cubes/Qty
17½"	-	21½"	21½"	31"	-	-	16 lbs	20.99'/4
445 mm	-	546 mm	546 mm	787 mm	-	-	7.2 kg	.59 cu

List Price
2100

orbit® 1103



Stacking chair  
Chrome base  
Plastic seat

Gray stacking bumper  
Stacks six high  
When used with stacking cart 1105, Orbit® stacks 10 high

SCS Indoor Advantage™ Gold and LEVEL® 2 certified. See terms and conditions for additional environmental information.

Seat Height	Arm Height	W	D	H	Fabric	Leather	Weight	Cubes/Qty
17½"	-	21½"	21½"	31"	-	-	16 lbs	20.99'/4
445 mm	-	546 mm	546 mm	787 mm	-	-	7.2 kg	.59 cu

List Price
898

sku	seat
1   1   0   3	<b>G</b> dark gray plastic
	<b>R</b> red plastic
	<b>W</b> white plastic



prelude 1574



Polished stainless steel or powder coat frame  
Upholstered

Non-marring glides

Inside seat depth: 17"

When using a combination of fabrics or leathers, specify the application by designating the appropriate letter, shown below, on the purchase order. Yardage shown must be used.

See terms and conditions for contrasting upholstery upcharges.

- A) One fabric or leather for seat  
yardage: 1.0 yds.                      leather: 18.0 sq. ft
- B) One fabric or leather for inside and outside back  
yardage: 1.75 yds.                      leather: 29.0 sq. ft.

SCS Indoor Advantage™ Gold and LEVEL® 2 certified. See terms and conditions for additional finish and environmental information.

Seat Height	Arm Height	W	D	H	Fabric	Leather	Weight	Cubes/Qty
18¾"	-	19"	20¾"	32"	2.25 yds	37.0'	30 lbs.	22.69'/1
467 mm	-	483 mm	530 mm	813 mm	2.1 m	3.4 sqm	14.0 kg.	.64 cu.

COM	COL	1	2	3	4	5	6	7	8	9	10	11
1256	1301	1481	1526	1551	1586	1626	1646	1681	1711	1746	1796	1971

sku

1 | 5 | 7 | 4 |

powder coat finish

PA    polished stainless steel standard, OR

specify powder coat, upcharge \$125

WH    satin white

EC    ecru

LA    latte

GR    graphite

BZ    bronze

IG    iron grey

SG    sage green

RD    black red

BK    matte black

prelude 1575



Solid ash base  
Upholstered

Inside seat width: 18¾"; Inside seat depth: 18¼"

Available in all ash finishes. When specifying light finishes the natural characteristics of the wood will be visible and color will vary.

When using a combination of fabrics or leathers, specify the application by designating the appropriate letter, shown below, on the purchase order. Yardage shown must be used.

See terms and conditions for contrasting upholstery upcharges..

A) One fabric or leather for seat cushion  
yardage: 1.0 yds. leather: 16.5 sq. ft.

B) One fabric or leather for inside and outside back  
yardage: 2.75 yds. leather: 37.0 sq. ft.

SCS Indoor Advantage™ Gold and LEVEL® 2 certified. See terms and conditions for additional finish and environmental information.

Seat Height	Arm Height	W	D	H	Fabric	Leather	Weight	Cubes/Qty
19"	28¼"	24⅝"	22⅝"	32¾"	2.75 yds.	53.0'	37.5 lbs.	22.17'/1
483 mm	718 mm	620 mm	575 mm	832 mm	2.5 m	4.2 sqm	17.0 kg.	.628 cu.

COM	COL	1	2	3	4	5	6	7	8	9	10	11
1966	2021	2241	2296	2327	2370	2419	2443	2486	2523	2565	2626	2840

prelude 1576



Polished stainless steel or powder coat base  
Upholstered

Non-marring glides

Inside seat width: 18¾"; Inside seat depth: 18¼"

When using a combination of fabrics or leathers, specify the application by designating the appropriate letter, shown below, on the purchase order. Yardage shown must be used.

See terms and conditions for contrasting upholstery upcharges.

A) One fabric or leather for seat  
yardage: 1.0 yds. leather: 16.5 sq. ft

B) One fabric or leather for inside and outside back  
yardage: 2.75 yds. leather: 37.0 sq. ft.

SCS Indoor Advantage™ Gold and LEVEL® 2 certified. See terms and conditions for additional finish and environmental information.

Seat Height	Arm Height	W	D	H	Fabric	Leather	Weight	Cubes/Qty
19"	26¼"	24⅝"	22⅝"	32¾"	2.75 yds	53.0'	34 lbs.	28.33'/1
483 mm	667 mm	620 mm	575 mm	832 mm	2.5 m	4.2 sqm	15.4 kg.	.8 cu.

COM	COL	1	2	3	4	5	6	7	8	9	10	11
1474	1529	1749	1804	1835	1878	1927	1951	1994	2031	2073	2134	2348

sku

1 | 5 | 7 | 6 |

powder coat finish

PA polished stainless steel standard, OR

specify powder coat, upcharge \$125

WH satin white

EC ecru

LA latte

GR graphite

BZ bronze

IG iron grey

SG sage green

RD black red

BK matte black

queue 1037



Monobloc stacking chair  
Polypropylene frame  
Upholstered seat

Stacks four high in a pinwheel formation  
Pile fabrics are not recommended for stackable applications

SCS Indoor Advantage™ Gold and LEVEL® 2 certified. See terms and conditions for additional environmental information.

Seat Height	Arm Height	W	D	H	Fabric	Leather	Weight	Cubes/Qty
19⅝"	-	17⅝"	19½"	31"	3/4 yds	15.0'	38 lbs	28.77'/2
486 mm	-	448 mm	495 mm	787 mm	.34 m	1.4 sqm	17.3 kg	.81 cu

COM	COL	1	2	3	4	5	6	7	8	9	10	11
407	422	482	497	506	517	531	537	549	559	571	587	646

sku

1 | 0 | 3 | 7 |

frame

S

slate blue

E

sienna

B

blush

T

tobacco

W

white