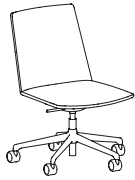


I.a.m. 586



**Mid back armless swivel
5-star polished aluminum base
Adjustable height**

Swivel/tilt mechanism with adjustable height gas pneumatic lift

Outback standard with saddle stitch detail around the perimeter for fabric upholstered shells. Leather and leather alternative upholstered shells have saddle stitching accentuating the "V" detail on outback.

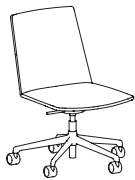
Inside seat width 20¾", Inside seat depth 17½"

SCS Indoor Advantage™ Gold and LEVEL® 2 certified. See terms and conditions for additional environmental information.

Seat Height	Arm Height	W	D	H	Fabric	Leather	Weight	Cubes/Qty
17¼-21¼"	-	24¾"	24¼"	33¾-37¾"	1.75 yd	24.0'	50 lbs	28.98'/1
438-540 mm	-	629 mm	616 mm	857-959 mm	1.6 m	2.2 sqm	22.7 kg	.82 cu

COM	COL	1	2	3	4	5	6	7	8	9	10	11
1782	1817	1954	1985	2000	2031	2062	2074	2101	2125	2152	2187	2323

I.a.m. 587



**Mid back armless swivel
5-star matte black powder coat base
Adjustable height**

Swivel/tilt mechanism with adjustable height gas pneumatic lift

Outback standard with saddle stitch detail around the perimeter for fabric upholstered shells. Leather and leather alternative upholstered shells have saddle stitching accentuating the "V" detail on outback.

Inside seat width 20¾", Inside seat depth 17½"

SCS Indoor Advantage™ Gold and LEVEL® 2 certified. See terms and conditions for additional environmental information.

Seat Height	Arm Height	W	D	H	Fabric	Leather	Weight	Cubes/Qty
17½-21¼"	-	24¾"	24¼"	33¾-37¾"	1.75 yd	24.0'	50 lbs	28.98'/1
438-540 mm	-	629 mm	616 mm	857-959 mm	1.6 m	2.2 sqm	22.7 kg	.82 cu

COM	COL	1	2	3	4	5	6	7	8	9	10	11
1882	1917	2054	2085	2100	2131	2162	2174	2201	2225	2252	2287	2423

I.a.m. 588



**Mid back swivel
5-star polished aluminum base and arms
Adjustable height**

Swivel/tilt mechanism with adjustable height gas pneumatic lift

Outback standard with saddle stitch detail around the perimeter for fabric upholstered shells. Leather and leather alternative upholstered shells have saddle stitching accentuating the "V" detail on outback.

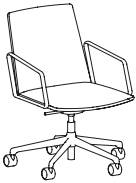
Inside seat width 20¾", Inside seat depth 17½", Inside arm height: 6¾"

SCS Indoor Advantage™ Gold and LEVEL® 2 certified. See terms and conditions for additional environmental information.

Seat Height	Arm Height	W	D	H	Fabric	Leather	Weight	Cubes/Qty
17¼-21¼"	24½-28½"	24¾"	24¼"	33¾-37¾"	1.75 yd	24.0'	50 lbs	28.98'/1
438-540 mm	622-724 mm	629 mm	616 mm	857-959 mm	1.6 m	2.2 sqm	22.7 kg	.82 cu

COM	COL	1	2	3	4	5	6	7	8	9	10	11
1955	1990	2127	2158	2173	2204	2235	2247	2274	2298	2325	2360	2496

I.a.m. 589



**Mid back swivel
5-star matte black powder coat base and arms
Adjustable height**

Swivel/tilt mechanism with adjustable height gas pneumatic lift

Outback standard with saddle stitch detail around the perimeter for fabric upholstered shells. Leather and leather alternative upholstered shells have saddle stitching accentuating the "V" detail on outback.

Inside seat width 20¾", Inside seat depth 17½", Inside arm height: 6¾"

SCS Indoor Advantage™ Gold and LEVEL® 2 certified. See terms and conditions for additional environmental information.

Seat Height	Arm Height	W	D	H	Fabric	Leather	Weight	Cubes/Qty
17¼-21¼"	24½-28½"	24¾"	24¼"	33¾-37¾"	1.75 yd	24.0'	50 lbs	28.98'/1
438-540 mm	622-724 mm	629 mm	616 mm	857-959 mm	1.6 m	2.2 sqm	22.7 kg	.82 cu

COM	COL	1	2	3	4	5	6	7	8	9	10	11
2105	2140	2277	2308	2323	2354	2385	2397	2424	2448	2475	2510	2646