

Standard Features



The Chance table is available in four top options: maple or walnut veneer with a flat edge, 1/2" (12.7mm) glacier white Corian® with radius edge and 1/2" (12.7mm) Nero Ingo Phenolic with a flat edge. Chance bases are available in polished stainless steel or matte black powder coat finish.


The Chance table ships fully assembled.

SCS Indoor Advantage™ Gold and LEVEL® 2 certified.
See terms and conditions for additional environmental information.

Veneer Selections

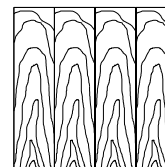
When specifying light finishes the natural characteristics of the wood will be visible and color will vary.

MPL Maple
Quarter Cut, Slip Matched



Standard Finish
871 860 861
837 836 823
865 805 866
872 839 845
870

WLT Walnut
Quarter Cut, Slip Matched



Standard Finish
872 861
870 823
860 866
839

Solid Surface Selections

SSF Corian®
Standard Finish
CGW Glacier White

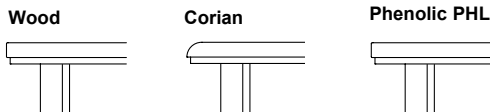
PHL Phenolic
Standard Finish

MBF Nero Ingo, Fenix ntm J0720, Matte Black Finish

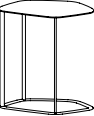



MBF

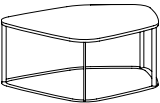
Edge Profiles





description	sku	w	d	h	weight	MPL maple	WLT walnut	SSF corian	PHL phenolic
 mid height table	H22	21 $\frac{1}{8}$	15 $\frac{3}{4}$	23 $\frac{3}{8}$	27	\$ 1674	\$ 1720	\$ 1982	\$ 1896

 occasional table	H28	27 $\frac{1}{2}$	18 $\frac{1}{2}$	17 $\frac{1}{8}$	27	2155	2246	2554	2356
--	-----	------------------	------------------	------------------	----	------	------	------	------

 occasional table	H37	36 $\frac{3}{8}$	30 $\frac{3}{8}$	15	50	3035	3166	3868	3722
---	-----	------------------	------------------	----	----	------	------	------	------

series	sku	base finish	top material	top finish
chance		PS polished stainless steel BK matte black powder coat	MPL maple WLT walnut SSF corian PHL phenolic	see chance finishes
C H S -	-	-	-	