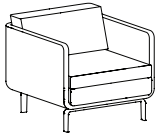


## gaia 2202



**High arm**  
**Polished aluminum base with levelers**  
**Upholstered**

Inside seat depth: 23¾"

When using a combination of fabrics or leathers, specify the application by designating the appropriate letter, shown below, on the purchase order. Yardage shown must be used.

See terms and conditions for contrasting upholstery upcharges.

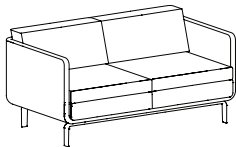
- A) One fabric or leather for seat cushion, back cushion and front panel  
yardage: 4.75 yds. leather: 84.0 sq. ft.  
B) One fabric or leather for shell  
yardage: 4.5 yds. leather: 78.0 sq. ft.

SCS Indoor Advantage™ Gold and LEVEL® 2 certified. See terms and conditions for additional environmental information.

Seat Height	Arm Height	W	D	H	Fabric	Leather	Weight	Cubes/Qty
17½"	25¾"	31⅞"	33"	29½"	7.3 yds.	144.0'	75 lbs.	36.09'/1
445 mm	654 mm	790 mm	838 mm	749 mm	6.7 m	13.4 sqm	34.0 kg	1.04 cu.

COM	COL	1	2	3	4	5	6	7	8	9	10	11
3959	4105	4673	4803	4868	4998	5127	5176	5290	5387	5501	5647	6214

## gaia 2205



**Two-seat**  
**High arm**  
**Polished aluminum base with levelers**  
**Upholstered**

Inside seat depth: 23¾"

When using a combination of fabrics or leathers, specify the application by designating the appropriate letter, shown below, on the purchase order. Yardage shown must be used.

See terms and conditions for contrasting upholstery upcharges.

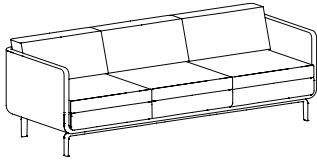
- A) One fabric or leather for seat cushion, back cushion and front panel  
yardage: 7.5 yds. leather: 144.0 sq. ft.  
B) One fabric or leather for shell  
yardage: 6.1 yds. leather: 114.0 sq. ft.

SCS Indoor Advantage™ Gold and LEVEL® 2 certified. See terms and conditions for additional finish and environmental information.

Seat Height	Arm Height	W	D	H	Fabric	Leather	Weight	Cubes/Qty
17½"	-	59¼"	33"	29½"	13.5 yds.	270.0'	135 lbs.	68.33'/1
445 mm	654 mm	1502 mm	838 mm	749 mm	12.3 m	25.1 sqm	61.2 kg	1.93 cu.

COM	COL	1	2	3	4	5	6	7	8	9	10	11
6586	6856	7906	8146	8266	8506	8746	8836	9046	9226	9436	9706	10756

## gaia 2207



**Three-seat  
High arm  
Polished aluminum base with levelers  
Upholstered**

Inside seat depth: 23¾"

When using a combination of fabrics or leathers, specify the application by designating the appropriate letter, shown below, on the purchase order. Yardage shown must be used.

See terms and conditions for contrasting upholstery upcharges.

A) One fabric or leather for seat cushion, back cushion and front panel

yardage: 11.5 yds. leather: 210.0 sq. ft.

B) One fabric or leather for shell

yardage: 8.1 yds. leather: 132.0 sq. ft.

SCS Indoor Advantage™ Gold and LEVEL® 2 certified. See terms and conditions for additional environmental information.

Seat Height	Arm Height	W	D	H	Fabric	Leather	Weight	Cubes/Qty
17½"	25¾"	87¼"	33"	29½"	17.6 yds.	336.0'	150 lbs.	101.65/1
445 mm	654 mm	2216 mm	838 mm	749 mm	16.1 m	31.2 sqm	67.0 kg	2.88 cu.

COM	COL	1	2	3	4	5	6	7	8	9	10	11
8777	9129	10498	10811	10968	11281	11593	11711	11985	12219	12493	12845	14214

## gaia 2290P

**Accent Pillow.**

Brown fiber filled with welt. Use with 2205, 2207, 2305, 2307, 2215, 2225, 2217, 2227, 2315, 2325, 2317, and 2327.

All COM/COL fabrics must be preapproved by Bernhardt Design prior to application. Shipped with lounge. SCS Indoor Advantage™ Gold and LEVEL® 2 certified. See terms and conditions for additional environmental information.

Seat Height	Arm Height	W	D	H	Fabric	Leather	Weight	Cubes/Qty
-	-	22"	6"	15"	1.0 yd.	15.0'	-	-
-	-	559 mm	152 mm	381 mm	.9 m	1.4 sqm	-	-

COM	COL	1	2	3	4	5	6	7	8	9	10	11
344	364	442	460	469	487	504	511	527	540	556	576	653

## gaia 2291P


**Accent Bolster.**

HR15 foam with welt. Use with 2205, 2207, 2305, 2307, 2215, 2225, 2217, 2227, 2315, 2325, 2317, and 2327. \*All COM/COL fabrics must be preapproved by Bernhardt Design prior to application. Shipped with lounge. SCS Indoor Advantage™ Gold and LEVEL® 2 certified. See terms and conditions for additional environmental information.

Seat Height	Arm Height	W	D	H	Fabric	Leather	Weight	Cubes/Qty
-	-	6"	21"	6"	1.0 yd.	15.0'	-	-
-	-	152 mm	533 mm	152 mm	.9 m	1.4 sqm	-	-

COM	COL	1	2	3	4	5	6	7	8	9	10	11
344	364	442	460	469	487	504	511	527	540	556	576	653

## gaia 2302



**Low arm**  
**Polished aluminum base with levelers**  
**Upholstered**

Inside seat depth: 23¾"

When using a combination of fabrics or leathers, specify the application by designating the appropriate letter, shown below, on the purchase order. Yardage shown must be used.

See terms and conditions for contrasting upholstery upcharges.

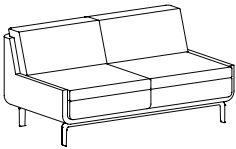
- A) One fabric or leather for seat cushion, back cushion and front panel  
yardage: 4.75 yds. leather: 84.0 sq. ft.  
B) One fabric or leather for shell  
yardage: 4.0 yds. leather: 78.0 sq. ft.

SCS Indoor Advantage™ Gold and LEVEL® 2 certified. See terms and conditions for additional environmental information.

Seat Height	Arm Height	W	D	H	Fabric	Leather	Weight	Cubes/Qty
17½"	17½"	31⅞"	33"	29½"	7.3 yds.	132.0'	75 lbs.	36.09'/1
445 mm	445 mm	791 mm	838 mm	749 mm	6.7 m	12.3 sqm	34.0 kg	1.04 cu.

COM	COL	1	2	3	4	5	6	7	8	9	10	11
3959	4105	4673	4803	4868	4998	5127	5176	5290	5387	5501	5647	6214

## gaia 2305



**Two-seat**  
**Low arm**  
**Polished aluminum base with levelers**  
**Upholstered**

Inside seat depth: 23¾"

When using a combination of fabrics or leathers, specify the application by designating the appropriate letter, shown below, on the purchase order. Yardage shown must be used.

See terms and conditions for contrasting upholstery upcharges.

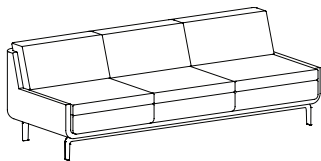
- A) One fabric or leather for seat cushion, back cushion and front panel  
yardage: 7.5 yds. leather: 144.0 sq. ft.  
B) One fabric or leather for shell  
yardage: 6.1 yds. leather: 114.0 sq. ft.

SCS Indoor Advantage™ Gold and LEVEL® 2 certified. See terms and conditions for additional environmental information.

Seat Height	Arm Height	W	D	H	Fabric	Leather	Weight	Cubes/Qty
17½"	17½"	59⅞"	33"	29½"	13.5 yds.	270.0'	135 lbs.	68.33'/1
445 mm	445 mm	1502 mm	838 mm	749 mm	12.3 m	25.1 sqm	61.2 kg	1.93 cu.

COM	COL	1	2	3	4	5	6	7	8	9	10	11
6586	6856	7906	8146	8266	8506	8746	8836	9046	9226	9436	9706	10756

gaia 2307



Three-seat  
Low arm  
Polished aluminum base with levelers  
Upholstered

Inside seat depth: 23¾"

When using a combination of fabrics or leathers, specify the application by designating the appropriate letter, shown below, on the purchase order. Yardage shown must be used.

See terms and conditions for contrasting upholstery upcharges.

- A) One fabric or leather for seat cushion, back cushion and front panel  
yardage: 11.5 yds. leather: 210.0 sq. ft.  
B) One fabric or leather for shell  
yardage: 8.1 yds. leather: 132.0 sq. ft.

SCS Indoor Advantage™ Gold and LEVEL® 2 certified. See terms and conditions for additional environmental information.

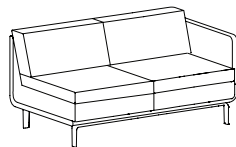
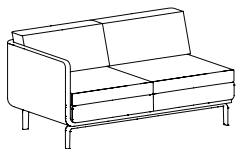
Seat Height	Arm Height	W	D	H	Fabric	Leather	Weight	Cubes/Qty
17½"	17½"	87¼"	33"	29½"	17.6 yds.	336.0'	150 lbs.	101.65'/1
445 mm	445 mm	2216 mm	838 mm	749 mm	16.1 m	31.2 sqm	67.0 kg	2.88 cu.

COM	COL	1	2	3	4	5	6	7	8	9	10	11
8777	9129	10498	10811	10968	11281	11593	11711	11985	12219	12493	12845	14214



gaia lounge modular seating collection

## gaia 2215



**Two-seat**  
**Polished aluminum base with levelers**  
**Upholstered**

**2215 High arm left facing**  
**2225 High arm right facing**

Inside seat depth: 23 3/4"

Not intended for freestanding purposes due to unfinished ends.

When using a combination of fabrics or leathers, specify the application by designating the appropriate letter, shown below, on the purchase order. Yardage shown must be used.

See terms and conditions for contrasting upholstery upcharges.

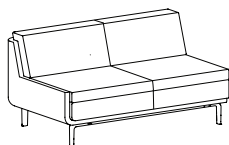
- A) One fabric or leather for seat cushion, back cushion and front panel  
yardage: 8.0 yds. leather: 1 44.0 sq. ft.  
B) One fabric or leather for shell  
yardage: 5.6 yds. leather: 90.0 sq. ft.

SCS Indoor Advantage™ Gold and LEVEL® 2 certified. See terms and conditions for additional environmental information.

Seat Height	Arm Height	W	D	H	Fabric	Leather	Weight	Cubes/Qty
17½"	25¼"	57¾"	33"	29½"	12.8 yds.	252.0'	135 lbs.	68.33'/1
445 mm	654 mm	1457 mm	838 mm	749 mm	11.7 m	23.4 sqm	61.2 kg	1.93 cu.

COM	COL	1	2	3	4	5	6	7	8	9	10	11
6367	6623	7619	7847	7960	8188	8415	8501	8700	8871	9070	9326	10321

## gaia 2315



**Two-seat**  
**Polished aluminum base with levelers**  
**Upholstered**

**2315 Low arm left facing**  
**2325 Low arm right facing**

Inside seat depth: 23 3/4"

Not intended for freestanding purposes due to unfinished ends.

When using a combination of fabrics or leathers, specify the application by designating the appropriate letter, shown below, on the purchase order. Yardage shown must be used.

See terms and conditions for contrasting upholstery upcharges.


- A) One fabric or leather for seat cushion, back cushion and front panel  
yardage: 8.0 yds. leather: 144.0 sq. ft.  
B) One fabric or leather for shell  
yardage: 5.6 yds. leather: 90.0 sq. ft.

SCS Indoor Advantage™ Gold and LEVEL® 2 certified. See terms and conditions for additional environmental information.

Seat Height	Arm Height	W	D	H	Fabric	Leather	Weight	Cubes/Qty
17½"	17½"	57¾"	33"	29½"	12.8 yds.	252.0'	135 lbs.	68.33'/1
445 mm	445 mm	1457 mm	838 mm	749 mm	11.7 m	23.4 sqm	61.2 kg	1.93 cu.

COM	COL	1	2	3	4	5	6	7	8	9	10	11
6367	6623	7619	7847	7960	8188	8415	8501	8700	8871	9070	9326	10321

## gaia 2217



**Three-seat**  
**Polished aluminum base with levelers**  
**Upholstered**

**2217 High arm left facing**  
**2227 High arm right facing**

Inside seat depth: 23 3/4"

Not intended for freestanding purposes due to unfinished ends.

When using a combination of fabrics or leathers, specify the application by designating the appropriate letter, shown below, on the purchase order. Yardage shown must be used.

See terms and conditions for contrasting upholstery upcharges.


- A) One fabric or leather for seat cushion, back cushion and front panel  
yardage: 11.5 yds. leather: 210.0 sq. ft.  
B) One fabric or leather for shell  
yardage: 7.1 yds. leather: 114.0 sq. ft.

SCS Indoor Advantage™ Gold and LEVEL® 2 certified. See terms and conditions for additional environmental information.

Seat Height	Arm Height	W	D	H	Fabric	Leather	Weight	Cubes/Qty
17½"	25¼"	85¾"	33"	29½"	16.6 yds.	318.0'	150 lbs.	101.65/1
445 mm	654 mm	2169 mm	838 mm	749 mm	15.2 m	29.5 sqm	67.0 kg	2.88 cu.

COM	COL	1	2	3	4	5	6	7	8	9	10	11
8560	8892	10184	10479	10626	10921	11216	11327	11585	11807	12065	12397	13688

## gaia 2317



**Three-seat**  
**Polished aluminum base with levelers**  
**Upholstered**

**2317 Low arm left facing**  
**2327 Low arm right facing**

Inside seat depth: 23 3/4"

Not intended for freestanding purposes due to unfinished ends.

When using a combination of fabrics or leathers, specify the application by designating the appropriate letter, shown below, on the purchase order. Yardage shown must be used.

See terms and conditions for contrasting upholstery upcharges.

- A) One fabric or leather for seat cushion, back cushion and front panel  
yardage: 11.5 yds. leather: 210.0 sq. ft.  
B) One fabric or leather for shell  
yardage: 7.1 yds. leather: 114.0 sq. ft.

SCS Indoor Advantage™ Gold and LEVEL® 2 certified. See terms and conditions for additional environmental information.

Seat Height	Arm Height	W	D	H	Fabric	Leather	Weight	Cubes/Qty
17½"	17½"	85¾"	33"	29½"	16.6 yds.	318.0'	150 lbs.	101.65/1
445 mm	445 mm	2169 mm	838 mm	749 mm	15.2 m	29.5 sqm	67.0 kg	2.88 cu.

COM	COL	1	2	3	4	5	6	7	8	9	10	11
8560	8892	10184	10479	10626	10921	11216	11327	11585	11807	12065	12397	13688

gaia 2250



Corner  
Polished aluminum base with levelers  
Upholstered

Connecting bracket

Inside seat depth: 23 3/4"

Not intended for freestanding purposes due to unfinished ends.

When using a combination of fabrics or leathers, specify the application by designating the appropriate letter, shown below, on the purchase order. Yardage shown must be used.

See terms and conditions for contrasting upholstery upcharges.

- A) One fabric or leather for seat cushion, back cushion and front  
yardage: 5.75 yds. leather: 108.0 sq. ft.
- B) One fabric or leather for shell  
yardage: 3.0 yds. leather: 48.0 sq. ft.

SCS Indoor Advantage™ Gold and LEVEL® 2 certified. See terms and conditions for additional environmental information.

Seat Height	Arm Height	W	D	H	Fabric	Leather	Weight	Cubes/Qty
17½"	-	33¾"	33"	29½"	7.5 yds.	144.0'	75 lbs.	36.09/1
445 mm	-	857 mm	838 mm	749 mm	6.9 m	13.4 sqm	34.0 kg	1.04 cu.

COM	COL	1	2	3	4	5	6	7	8	9	10	11
4395	4545	5129	5262	5329	5462	5595	5645	5762	5862	5979	6129	6712