

gallery 5281


Ottoman
Fully upholstered
Saddle stitched

Non-marring glides
 Standard with welt

When using a combination of fabrics or leathers, specify the application by designating the appropriate letter, shown below, on the purchase order. Yardage shown must be used.

See terms and conditions for contrasting upholstery and welt upcharges.

- A) One fabric or leather for top seat panel and upper body
 yardage: 2.0 yds. leather: 36.0 sq. ft.
 B) One fabric or leather for lower body
 yardage: 1.0 yds. leather: 18.0 sq. ft.
 C) One fabric or leather for welt
 yardage: 1.0 yds. leather: 18.0 sq. ft.

SCS Indoor Advantage™ Gold and LEVEL® 2 Certified. See terms and conditions for additional environmental information.

Seat Height	Arm Height	W	D	H	Fabric	Leather	Weight	Cubes/Qty
17"	-	21"	21"	17"	3.0 yds	53.0'	25 lbs.	5.88'/1
432 mm	-	533 mm	533 mm	432 mm	2.7 m	4.9 sqm	11.3 kg	.17 cu

COM	COL	1	2	3	4	5	6	7	8	9	10	11
1142	1202	1442	1502	1536	1582	1636	1662	1709	1749	1796	1862	2096

gallery 5281M


Mobile ottoman
Fully upholstered
Saddle stitched

Six small concealed casters
 Standard with welt

When using a combination of fabrics or leathers, specify the application by designating the appropriate letter, shown below, on the purchase order. Yardage shown must be used.

See terms and conditions for contrasting upholstery and welt upcharges.

- A) One fabric or leather for top seat panel and upper body
 yardage: 2.0 yds. leather: 36.0 sq. ft.
 B) One fabric or leather for lower body
 yardage: 1.0 yds. leather: 18.0 sq. ft.
 C) One fabric or leather for welt
 yardage: 1.0 yds. leather: 18.0 sq. ft.

SCS Indoor Advantage™ Gold and LEVE® 2 Certified. See terms and conditions for additional environmental information.

Seat Height	Arm Height	W	D	H	Fabric	Leather	Weight	Cubes/Qty
17"	-	21"	21"	17"	3.0 yds	53.0'	25 lbs.	5.88'/1
432 mm	-	533 mm	533 mm	432 mm	2.7 m	4.9 sqm	11.3 kg	.17 cu

COM	COL	1	2	3	4	5	6	7	8	9	10	11
1255	1315	1555	1615	1649	1695	1749	1775	1822	1862	1909	1975	2209

gallery 5282


Ottoman
Fully upholstered
Saddled stitched

Non-marring glides
 Standard with welt

When using a combination of fabrics or leathers, specify the application by designating the appropriate letter, shown below, on the purchase order. Yardage shown must be used.

See terms and conditions for contrasting upholstery and welt upcharges.

- A) One fabric or leather for top seat panel and upper body
 yardage: 2.0 yds. leather: 36.0 sq. ft.
 B) One fabric or leather for lower body
 yardage: 1.0 yds. leather: 18.0 sq. ft.
 C) One fabric or leather for welt
 yardage: 1.0 yds. leather: 18.0 sq. ft.

SCS Indoor Advantage™ Gold and LEVEL® 2 Certified. See terms and conditions for additional environmental information.

Seat Height	Arm Height	W	D	H	Fabric	Leather	Weight	Cubes/Qty
17"	-	25"	25"	17"	3.0 yds	53.0	33 lbs.	13.86'/1
432 mm	-	635 mm	635 mm	432 mm	2.7 m	4.9 sqm	15.0 kg	.40 cu

COM	COL	1	2	3	4	5	6	7	8	9	10	11
1333	1393	1633	1693	1727	1773	1827	1853	1900	1940	1987	2053	2287

gallery 5282M


Mobile ottoman
Fully upholstered
Saddle stitched

Six small concealed casters
 Standard with welt

When using a combination of fabrics or leathers, specify the application by designating the appropriate letter, shown below, on the purchase order. Yardage shown must be used.

See terms and conditions for contrasting upholstery and welt upcharges.

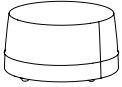
- A) One fabric or leather for top seat panel and upper body
 yardage: 2.0 yds. leather: 36.0 sq. ft.
 B) One fabric or leather for lower body
 yardage: 1.0 yds. leather: 18.0 sq. ft.
 C) One fabric or leather for welt
 yardage: 1.0 yds. leather: 18.0 sq. ft.

SCS Indoor Advantage™ Gold and LEVEL® 2 Certified. See terms and conditions for additional environmental information.

Seat Height	Arm Height	W	D	H	Fabric	Leather	Weight	Cubes/Qty
17"	-	25"	25"	17"	3.0 yds	53.0	33 lbs.	13.86'/1
432 mm	-	635 mm	635 mm	432 mm	2.7 m	4.9 sqm	15.0 kg	.40 cu

COM	COL	1	2	3	4	5	6	7	8	9	10	11
1446	1506	1746	1806	1840	1886	1940	1966	2013	2053	2100	2166	2400

gallery 5283


Ottoman
Fully upholstered
Saddle stitched

Non-marring glides
 Standard with welt

When using a combination of fabrics or leathers, specify the application by designating the appropriate letter, shown below, on the purchase order. Yardage shown must be used.

See terms and conditions for contrasting upholstery and welt upcharges.

- A) One fabric or leather for top seat panel and upper body
 yardage: 2.0 yds. leather: 36.0 sq. ft.
 B) One fabric or leather for lower body
 yardage: 1.25 yds. leather: 36.0 sq. ft.
 C) One fabric or leather for welt
 yardage: 1.25 yds. leather: 32.0 sq. ft.

SCS Indoor Advantage™ Gold and LEVEL® 2 Certified. See terms and conditions for additional environmental information.

Seat Height	Arm Height	W	D	H	Fabric	Leather	Weight	Cubes/Qty
17"	-	31"	31"	17"	4.75 yds.	82.0'	43 lbs.	13.86'/1
432	-	788 mm	788 mm	432 mm	4.3 m	7.6 sqm	20 kg	.40 cu

COM	COL	1	2	3	4	5	6	7	8	9	10	11
1598	1693	2073	2168	2221	2295	2380	2422	2496	2559	2633	2738	3108

gallery 5284


Ottoman
Fully upholstered
Saddle stitched

Non-marring glides
 Standard with welt

When using a combination of fabrics or leathers, specify the application by designating the appropriate letter, shown below, on the purchase order. Yardage shown must be used.

See terms and conditions for contrasting upholstery and welt upcharges.

- A) One fabric or leather for top seat panel and upper body
 yardage: 2.0 yds. leather: 36.0 sq. ft.
 B) One fabric or leather for lower body
 yardage: 1.25 yds. leather: 36.0 sq. ft.
 C) One fabric or leather for welt
 yardage: 1.25 yds. leather: 32.0 sq. ft.

SCS Indoor Advantage™ Gold and LEVEL® 2 Certified. See terms and conditions for additional environmental information.

Seat Height	Arm Height	W	D	H	Fabric	Leather	Weight	Cubes/Qty
17"	-	37"	37"	17"	4.75 yds.	86.0'	64 lbs.	19.36'/1
432 mm	-	940 mm	940 mm	432 mm	4.3 m	8.0 sqm	29 kg	.55 cu

COM	COL	1	2	3	4	5	6	7	8	9	10	11
1940	2035	2415	2510	2563	2637	2722	2764	2838	2901	2975	3080	3450

gallery 5291


Bench
Fully upholstered
Saddle stitched

Non-marring glides

When using a combination of fabrics or leathers, specify the application by designating the appropriate letter, shown below, on the purchase order. Yardage shown must be used.

See terms and conditions for contrasting upholstery and welt upcharges.

- A) One fabric or leather for top seat panel and upper body
yardage: 2.0 yds. leather: 36.0 sq. ft.
- B) One fabric or leather for lower body
yardage: 1.0 yds. leather: 18.0 sq. ft.
- C) One fabric or leather for welt
yardage: 1.0 yds. leather: 18.0 sq. ft.

SCS Indoor Advantage™ Gold and LEVEL® 2 Certified. See terms and conditions for additional environmental information.

Seat Height	Arm Height	W	D	H	Fabric	Leather	Weight	Cubes/Qty
17"	-	22"	19"	17"	2.5 yds	44.0'	30 lbs.	5.88'/1
432 mm	-	559 mm	483 mm	432 mm	2.3 m	4.1 sqm	14.0 kg	.27 cu

COM	COL	1	2	3	4	5	6	7	8	9	10	11
1142	1192	1392	1442	1470	1509	1554	1576	1615	1648	1687	1742	1937

gallery 5291M


Mobile bench
Fully upholstered
Saddle stitched

Four small concealed casters

When using a combination of fabrics or leather, specify the application by designating the appropriate letter, shown below, on the purchase order. Yardage shown must be used.

See terms and conditions for contrasting upholstery and welt upcharges.

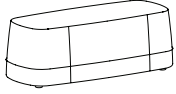
- A) One fabric or leather for top seat panel and upper body
yardage: 2.0 yds. leather: 36.0 sq. ft.
- B) One fabric or leather for lower body
yardage: 1.0 yds. leather: 18.0 sq. ft.
- C) One fabric or leather for welt
yardage: 1.0 yds. leather: 18.0 sq. ft.

SCS Indoor Advantage™ Gold and LEVEL® 2 Certified. See terms and conditions for additional environmental information.

Seat Height	Arm Height	W	D	H	Fabric	Leather	Weight	Cubes/Qty
17"	-	22"	19"	17"	2.5 yds	44.0'	30 lbs.	5.88'/1
432 mm	-	559 mm	483 mm	432 mm	2.3 m	4.1 sqm	14.0 kg	.27 cu

COM	COL	1	2	3	4	5	6	7	8	9	10	11
1255	1305	1505	1555	1583	1622	1667	1689	1728	1761	1800	1855	2050

gallery 5295


Two-seat bench
Fully upholstered
Saddle stitched

Non-marring glides
 Standard with welt

When using a combination of fabrics or leathers, specify the application by designating the appropriate letter, shown below, on the purchase order. Yardage shown must be used.

See terms and conditions for contrasting upholstery and welt upcharges.

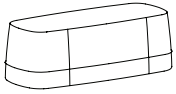
- A) One fabric or leather for top seat panel and upper body
 yardage: 2.25 yds. leather: 39.0 sq. ft.
 B) One fabric or leather for lower body
 yardage: 1.25 yds. leather: 18.0 sq. ft.
 C) One fabric or leather for welt
 yardage: 1.0 yds. leather: 18.0 sq. ft.

SCS Indoor Advantage™ Gold and LEVEL® 2 Certified. See terms and conditions for additional environmental information.

Seat Height	Arm Height	W	D	H	Fabric	Leather	Weight	Cubes/Qty
17"	-	48½"	20¾"	17"	2.8 yds	50.0'	66 lbs.	29.75'/1
432 mm	-	1222 mm	527 mm	432 mm	2.6 m	4.6 sqm	30 kg	.84 cu

COM	COL	1	2	3	4	5	6	7	8	9	10	11
1940	1996	2220	2276	2308	2351	2401	2426	2469	2507	2550	2612	2830

gallery 5295M


Two-seat mobile bench
Fully upholstered
Saddle stitched

Six small concealed casters
 Standard with welt

When using a combination of fabrics or leathers, specify the application by designating the appropriate letter, shown below, on the purchase order. Yardage shown must be used.

See terms and conditions for contrasting upholstery and welt upcharges.

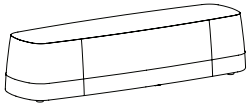
- A) One fabric or leather for top seat panel and upper body
 yardage: 2.25 yds. leather: 39.0 sq. ft.
 B) One fabric or leather for lower body
 yardage: 1.25 yds. leather: 18.0 sq. ft.
 C) One fabric or leather for welt
 yardage: 1.0 yds. leather: 18.0 sq. ft.

SCS Indoor Advantage™ Gold and LEVEL® 2 Certified. See terms and conditions for additional environmental information.

Seat Height	Arm Height	W	D	H	Fabric	Leather	Weight	Cubes/Qty
17"	-	48½"	20¾"	17"	2.8 yds	50.0'	66 lbs.	29.75'/1
432 mm	-	1222 mm	527 mm	432 mm	2.6 m	4.6 sqm	30 kg	.84 cu

COM	COL	1	2	3	4	5	6	7	8	9	10	11
2126	2182	2406	2462	2494	2537	2587	2612	2655	2693	2736	2798	3016

gallery 5297


Three-seat bench
Upholstered
Saddle stitched

Non-marring glides
 Standard with welt

When using a combination of fabrics or leathers, specify the application by designating the appropriate letter, shown below, on the purchase order. Yardage shown must be used.

See terms and conditions for contrasting upholstery and welt upcharges.

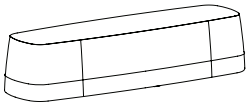
- A) One fabric or leather for top seat panel and upper body
 yardage: 3.0 yds. leather: 49.0 sq. ft.
 B) One fabric or leather for lower body
 yardage: 1.75 yds. leather: 18.0 sq. ft.
 C) One fabric or leather for welt
 yardage: 1.0 yds. leather: 18.0 sq. ft.

SCS Indoor Advantage™ Gold and LEVEL® 2 Certified. See terms and conditions for additional environmental information.

Seat Height	Arm Height	W	D	H	Fabric	Leather	Weight	Cubes/Qty
17"	-	72"	21"	17"	3.8 yds	66.0'	105 lbs.	37.62'/1
432 mm	-	1829 mm	533 mm	432 mm	3.5 m	6.1 sqm	48 kg	1.07 cu

COM	COL	1	2	3	4	5	6	7	8	9	10	11
2506	2582	2886	2962	3005	3064	3131	3165	3224	3275	3334	3418	3714

gallery 5297M


Three-seat mobile bench
Fully upholstered
Saddle stitched

Eight small concealed casters
 Standard with welt

When using a combination of fabrics or letters, specify the application by designating the appropriate letter, shown below, on the purchase order. Yardage shown must be used.

See terms and conditions for contrasting upholstery and welt upcharges.

- A) One fabric or leather for top seat panel and upper body
 yardage: 3.0 yds. leather: 49.0 sq. ft.
 B) One fabric or leather for lower body
 yardage: 1.75 yds. leather: 18.0 sq. ft.
 C) One fabric or leather for welt
 yardage: 1.0 yds. leather: 18.0 sq. ft.

SCS Indoor Advantage™ Gold and LEVEL® 2 Certified. See terms and conditions for additional environmental information.

Seat Height	Arm Height	W	D	H	Fabric	Leather	Weight	Cubes/Qty
17"	-	72"	21"	17"	3.8 yds	66.0'	105 lbs.	37.62'/1
432 mm	-	1829 mm	533 mm	432 mm	3.5 m	6.1 sqm	48 kg	1.07 cu

COM	COL	1	2	3	4	5	6	7	8	9	10	11
2621	2697	3001	3077	3120	3179	3246	3280	3339	3390	3449	3533	3829