

abra 6180



**Rocking chair
Solid oak base**

Welt standard along perimeter

Inside seat width: 20", Inside seat depth: 20"

Base available in all oak finishes. When specifying light finishes the natural characteristics of the wood will be visible and color will vary.

When using a combination of fabrics or leathers, specify the application by designating the appropriate letter, shown below, on the purchase order. Yardage shown must be used.

- A) One fabric or leather for seat
yardage: 2.25 yds. leather: 37.0 sq. ft.
- B) One fabric or leather for inside and outside back
yardage: 5.25 yds. leather: 85.0 sq. ft.
- C) One fabric or leather for welt
yardage: 1.0 yds. leather: 16.5 sq. ft.

See terms and conditions for contrasting upholstery upcharges.

SCS Indoor Advantage™ Gold certified. See terms and conditions for additional finish and environmental information.

Seat Height	Arm Height	W	D	H	Fabric	Leather	Weight	Cubes/Qty
18¾"	27½"	34½"	37¼"	29¼"	7.5 yds	121.5'	116 lbs	36.08'/1
730 mm	699 mm	867 mm	946 mm	743 mm	.9 m	11.3 sqm	52.6 kg	1.02 cu

COM	COL	1	2	3	4	5	6	7	8	9	10	11
3822	3972	4572	4722	4806	4922	5056	5122	5239	5339	5456	5622	6206

anne 1890



**Solid walnut frame
Available in natural oiled LV8 finish only
Leather or suede seat with flange stitch**

Not recommended for high-use areas.

SCS Indoor Advantage™ Gold and LEVEL® 2 certified. See terms and conditions for additional finish and environmental information.

Seat Height	Arm Height	W	D	H	Fabric	Leather	Weight	Cubes/Qty
16½"	27¼"	25½"	25"	29½"	-	12.5'	25 lbs	22.25'/1
419 mm	705 mm	651 mm	635 mm	749 mm	-	1.1 sqm	11.4 kg	.63 cu

List Price
5464

astra 4772



**Stationary chair
Fully upholstered**

Chair features welt along the edge
Non-marring glides

When using a combination of fabrics or leathers, specify the application by designating the appropriate letter, shown below, on the purchase order. Yardage shown must be used.

- A) One fabric or leather for seat
yardage: 1.0 yds. leather: 18.0 sq. ft.
- B) One fabric or leather for chair body
yardage: 5.0 yds. leather: 80.0 sq. ft.
- C) One fabric or leather for welt
yardage: 1.5 yds. leather: 16.0 sq. ft.

See terms and conditions for contrasting upholstery and welt upcharges.

SCS Indoor Advantage™ Gold and LEVEL® 2 certified. See terms and conditions for additional environmental information.

Seat Height	Arm Height	W	D	H	Fabric	Leather	Weight	Cubes/Qty
16½"	-	32½"	28¼"	28¾"	5.25 yds	85'	80 lbs	36.09/1
422 mm	-	835 mm	718 mm	730 mm	4.8 m	7.9 sqm	36.4 kg	1.02 cu

COM	COL	1	2	3	4	5	6	7	8	9	10	11
3190	3295	3715	3820	3879	3960	4054	4100	4182	4252	4334	4450	4859

astra 4774



**Self-return swivel
Fully upholstered**

Chair features welt along the top edge

When using a combination of fabrics or leathers, specify the application by designating the appropriate letter, shown below, on the purchase order. Yardage shown must be used.

- A) One fabric or leather for seat
yardage: 1.0 yds. leather: 18.0 sq. ft.
- B) One fabric or leather for chair body
yardage: 5.0 yds. leather: 80.0 sq. ft.
- C) One fabric or leather for welt
yardage: 1.5 yds. leather: 16.0 sq. ft.

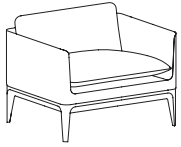
See terms and conditions for contrasting upholstery and welt upcharges.

SCS Indoor Advantage™ Gold and LEVEL® 2 certified. See terms and conditions for additional environmental information.

Seat Height	Arm Height	W	D	H	Fabric	Leather	Weight	Cubes/Qty
16½"	-	32½"	28¼"	28¾"	5.25 yds	85'	92 lbs	36.09/1
422 mm	-	835 mm	718 mm	730 mm	4.8 m	7.9 sqm	41.7 kg	1.02 cu

COM	COL	1	2	3	4	5	6	7	8	9	10	11
3569	3674	4094	4199	4258	4339	4433	4479	4561	4631	4713	4829	5238

atlantic 6262



**Solid maple base
Upholstered**

Semi-attached seat and back cushions with a welt perimeter. All other seams are top stitched.

Available in all maple finishes. When specifying light finishes the natural characteristics of the wood will be visible and color will vary.

When using a combination of fabrics or leathers, specify the application by designating the appropriate letter, shown below, on the purchase order. Yardage shown must be used.

- A) One fabric or leather for inside seat cushion and back
yardage: 4.0 yds. leather: 59.0 sq. ft.
- B) One fabric or leather for outside arms, inside arms
yardage: 3.5 yds. leather: 53.0 sq. ft.

See terms and conditions for contrasting upholstery and welt upcharges.

SCS Indoor Advantage™ Gold and LEVEL® 2 certified. See terms and conditions for additional finish and environmental information.

Seat Height	Arm Height	W	D	H	Fabric	Leather	Weight	Cubes/Qty
17½"	24½"	35½"	29¾"	28"	6.5 yds	110.00'	100 lbs	32.10'/1
445 mm	622 mm	902 mm	756 mm	711 mm	5.9 m	10.2 sqm	45.4 kg	.91cu

COM	COL	1	2	3	4	5	6	7	8	9	10	11
3842	3972	4492	4622	4695	4796	4911	4969	5070	5157	5258	5402	5908

automatic 5730



**Mobile chair with pull strap
Fully upholstered**

Free-wheel swivel casters
Pull strap is pre-sewn and installed during upholstery

Inside seat depth: 22"

When using a combination of fabrics or leathers, specify the application by designating the appropriate letter, shown below, on the purchase order. Yardage shown must be used.

- A) One fabric or leather for seat and inside back
yardage: 4.0 yds. leather: 65.0 sq. ft.
- B) One fabric or leather for outer shell
yardage: 2.5 yds. leather: 41.0 sq. ft.
- C) One fabric for 1-5 pull straps or one leather for 1-5 pull straps
yardage: 0.5 yds. leather: 10.0 sq.ft

See terms and conditions for contrasting upholstery upcharges.

SCS Indoor Advantage™ Gold and Level® 2 certified. See terms and conditions for additional environmental information.

Seat Height	Arm Height	W	D	H	Fabric	Leather	Weight	Cubes/Qty
17¼"	-	31½"	32¾"	30 ½"	6.25 yds	104.0'	77 lbs	37.01'/1
161 mm	-	800 mm	819 mm	768 mm	5.8 m	9.7 sqm	35 kg	1.05 cu

COM	COL	1	2	3	4	5	6	7	8	9	10	11
2469	2594	3094	3219	3289	3386	3497	3553	3650	3733	3831	3969	4456

automatic 5730W



**Mobile chair with pull strap
Fully upholstered**

Weight-activated resistant casters for hard floor applications
Pull strap is pre-sewn and installed during upholstery

Inside seat depth: 22"

When using a combination of fabrics or leathers, specify the application by designating the appropriate letter, shown below, on the purchase order. Yardage shown must be used.

- A) One fabric or leather for seat and inside back
yardage: 4.0 yds. leather: 65.0 sq. ft.
- B) One fabric or leather for outer shell
yardage: 2.5 yds. leather: 41.0 sq. ft.
- C) One fabric for 1-5 pull straps or one leather for 1-5 pull straps
yardage: 0.5 yds. leather: 10.0 sq.ft.

See terms and conditions for contrasting upholstery upcharges.

SCS Indoor Advantage™ Gold and Level® 2 certified. See terms and conditions for additional environmental information.

Seat Height	Arm Height	W	D	H	Fabric	Leather	Weight	Cubes/Qty
17¼"	-	31½"	32¾"	30½"	6.25 yds	104.0'	77 lbs	37.01'/1
439 mm	-	800 mm	832 mm	775 mm	5.8 m	9.7 sqm	35 kg	1.05 cu

COM	COL	1	2	3	4	5	6	7	8	9	10	11
2568	2693	3193	3318	3388	3485	3596	3652	3749	3832	3930	4068	4555

automatic 5731



**Stationary chair with pull strap
Fully upholstered**

Non-marring glides
Pull strap is pre-sewn and installed during upholstery

Inside seat depth: 22"

When using a combination of fabrics or leathers, specify the application by designating the appropriate letter, shown below, on the purchase order. Yardage shown must be used.

- A) One fabric or leather for seat and inside back
yardage: 4.0 yds. leather: 65.0 sq. ft.
- B) One fabric or leather for outer shell
yardage: 2.5 yds. leather: 41.0 sq. ft.
- C) One fabric for 1-5 pull straps or one leather for 1-5 pull straps
yardage: 0.5 yds. leather: 10.0 sq.ft.

See terms and conditions for contrasting upholstery upcharges.

SCS Indoor Advantage™ Gold and Level® 2 certified. See terms and conditions for additional environmental information.

Seat Height	Arm Height	W	D	H	Fabric	Leather	Weight	Cubes/Qty
17¼"	-	31½"	32¾"	30½"	6.25 yds	104.0'	77 lbs	37.01'/1
439 mm	-	800 mm	832 mm	775 mm	5.8 m	9.7 sqm	35 kg	1.05 cu

COM	COL	1	2	3	4	5	6	7	8	9	10	11
2469	2594	3094	3219	3289	3386	3497	3553	3650	3733	3831	3969	4456

bardot 4742



Fully upholstered

Standard with welt
Fabric must be non-railroaded

When using a combination of fabrics or leathers, specify the application by designating the appropriate letter, shown below, on the purchase order. Yardage shown must be used.

- A) One fabric or leather for seat cushion and seat welt, inside back and arms, front panel
yardage: 5.0 yds. leather: 81.0 sq. ft.
- B) One fabric or leather for outer shell and rim
yardage: 6.5 yds. leather: 110.0 sq. ft.
- C) One fabric or leather for inner arm welt
yardage: 0.5 yds. leather: 10.0 sq. ft.

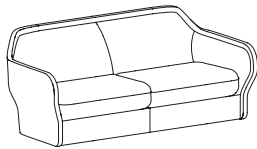
See terms and conditions for contrasting upholstery and welt upcharges.

SCS Indoor Advantage™ Gold and LEVEL® 2 certified. See terms and conditions for additional environmental information.

Seat Height	Arm Height	W	D	H	Fabric	Leather	Weight	Cubes/Qty
17"	22½"	32"	34¾"	30"	10.75 yds	175.0'	90 lbs	36.09/1
432 mm	575 mm	813 mm	873 mm	762 mm	9.8 m	16.3 sqm	40.8 kg	1.04 cu

COM	COL	1	2	3	4	5	6	7	8	9	10	11
5149	5364	6224	6439	6559	6726	6917	7013	7180	7323	7491	7729	8566

bardot 4745



Two-seat Fully upholstered

Standard with welt
Fabric must be non-railroaded

When using a combination of fabrics or leathers, specify the application by designating the appropriate letter, shown below, on the purchase order. Yardage shown must be used.

- A) One fabric or leather for seat cushion and seat welt, inside back and arms, front panel
yardage: 7.25 yds. leather: 150.0 sq. ft.
- B) One fabric or leather for outer shell and rim
yardage: 8.75 yds. leather: 180.0 sq. ft.
- C) One fabric or leather for inner arm welt
yardage: 0.5 yds. leather: 10.0 sq. ft.

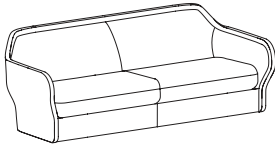
See terms and conditions for contrasting upholstery and welt upcharges.

SCS Indoor Advantage™ Gold and LEVEL® 2 certified. See terms and conditions for additional environmental information.

Seat Height	Arm Height	W	D	H	Fabric	Leather	Weight	Cubes/Qty
17"	22½"	75"	34¾"	30"	16.5 yds	290.0'	180 lbs	80.67/1
432 mm	575 mm	1905 mm	873 mm	762 mm	15.1 m	81.6 kg	26.9 sqm	2.28 cu

COM	COL	1	2	3	4	5	6	7	8	9	10	11
8645	8975	10295	10625	10809	11065	11359	11505	11762	11982	12239	12605	13889

bardot 4747



**Three-seat
Fully upholstered**

Standard with welt
Fabric must be non-railroaded

When using a combination of fabrics or leathers, specify the application by designating the appropriate letter, shown below, on the purchase order. Yardage shown must be used.

- A) One fabric or leather for seat cushion and seat welt, inside back and arms, front panel
yardage: 7.75 yds. leather: 155.0 sq. ft.
- B) One fabric or leather for outer shell and rim
yardage: 9.25 yds. leather: 185.0 sq. ft.
- C) One fabric or leather for inner arm welt
yardage: 0.5 yds. leather: 10.0 sq. ft.

See terms and conditions for contrasting upholstery and welt upcharges.

SCS Indoor Advantage™ Gold and LEVEL® 2 certified. See terms and conditions for additional environmental information.

Seat Height	Arm Height	W	D	H	Fabric	Leather	Weight	Cubes/Qty
17"	22 $\frac{1}{2}$ "	87"	34 $\frac{3}{8}$ "	30"	17.0 yds	300.0'	210 lbs	101.65'/1
432 mm	575 mm	2210 mm	873 mm	762 mm	15.5 m	27.9 sqm	95.3 kg	2.88 cu

COM	COL	1	2	3	4	5	6	7	8	9	10	11
10289	10629	11989	12329	12518	12783	13085	13236	13501	13727	13992	14369	15692

becca 1082



**Fully upholstered
Standard with plain welt
Saddle stitched seams on the inside and outside**

Inside seat width: 21", Inside seat depth: 21"

When using a combination of fabrics or leathers, specify the application by designating the appropriate letter, shown below, on the purchase order. Yardage shown must be used.

- A) One fabric or leather for inback and seat
yardage: 3.75 yds. leather: 65.0 sq. ft.
- B) One fabric or leather for outback
yardage: 3.75 yds. leather: 65.0 sq. ft.
- C) One fabric or leather for welt
yardage: 1.5 yds. leather: 20.0 sq. ft.

When using decorative trim for welt order:
yardage: 7 $\frac{1}{2}$ yds. 5mm cord

See terms and conditions for contrasting upholstery and welt upcharges.

SCS Indoor Advantage™ Gold and LEVEL® 2 certified. See terms and conditions for additional environmental information.

Seat Height	Arm Height	W	D	H	Fabric	Leather	Weight	Cubes/Qty
18"	21"	34"	32 $\frac{1}{4}$ "	31 $\frac{1}{2}$ "	7.5 yds	130.0'	91 lbs	36.09'/1
457 mm	533 mm	864 mm	819 mm	797 mm	6.9 m	12.1 sqm	41.3 kg	1.02 cu

COM	COL	1	2	3	4	5	6	7	8	9	10	11
3646	3796	4396	4546	4630	4746	4880	4946	5063	5163	5280	5446	6030

becca 1082L



Available in leather only
Bespoke leather welt
Saddle stitched seams on the inside and outside

Inside seat width: 21", Inside seat depth: 21"

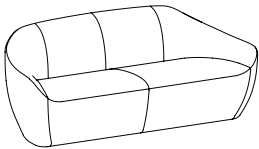
Bespoke Leather Welt Specification: Thread color must be specified. Reference Becca/Stitching on bernhardt.com for color options.

SCS Indoor Advantage™ Gold and LEVEL® 2 certified. See terms and conditions for additional environmental information.

Seat Height	Arm Height	W	D	H	Fabric	Leather	Weight	Cubes/Qty
18"	21"	34"	32¼"	31¾"	-	130.0'	91 lbs	36.09'/1
457 mm	533 mm	865 mm	819 mm	797 mm	-	12.1 sqm	41.3 kg	1.02 cu

COL
5160

becca 1085



Two-seat
Fully upholstered
Standard with plain welt
Saddle stitched seams on the inside and outside

Inside seat width: 66", Inside seat depth: 22"

When using a combination of fabrics or leathers, specify the application by designating the appropriate letter, shown below, on the purchase order. Yardage shown must be used.

- A) One fabric or leather for inback and seat
 yardage: 7.5 yds. leather: 140.0 sq. ft.
- B) One fabric or leather for outback
 yardage: 9.0 yds. leather: 165.0 sq. ft.
- C) One fabric or leather for welt
 yardage: 1.5 yds. leather: 20.0 sq. ft.

When using decorative trim for welt order:
 yardage: 15.0 yds. 5mm cord

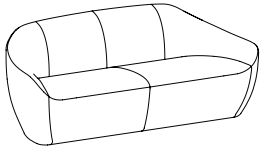
See terms and conditions for contrasting upholstery and welt upcharges.

SCS Indoor Advantage™ Gold and LEVEL® 2 certified. See terms and conditions for additional environmental information.

Seat Height	Arm Height	W	D	H	Fabric	Leather	Weight	Cubes/Qty
18"	21"	84"	31¾"	31¾"	16.5 yds	325.0'	178 lbs	80.67'/1
457 mm	533 mm	2134 mm	810 mm	797 mm	15.1 m	30.2 sqm	80.7 kg	2.3 cu

COM	COL	1	2	3	4	5	6	7	8	9	10	11
6072	6402	7722	8052	8236	8492	8786	8932	9189	9409	9666	10032	11316

becca 1085L



Two-seat
Available in leather only
Bespoke leather welt
Saddle stitched seams on the inside and outside

Inside seat width: 66", Inside seat depth: 22"

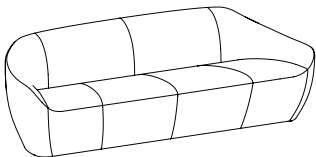
Bespoke Leather Welt Specification: Thread color must be specified. Reference Becca/Stitching on bernhardtdesign.com for color options.

SCS Indoor Advantage™ Gold and LEVEL® 2 certified. See terms and conditions for additional environmental information.

Seat Height	Arm Height	W	D	H	Fabric	Leather	Weight	Cubes/Qty
18"	21"	84"	31 $\frac{1}{8}$ "	31 $\frac{1}{8}$ "	-	325.0'	178 lbs	80.67/1
457 mm	533 mm	2134 mm	810 mm	797 mm	-	30.2 sqm	80.7 kg	2.3 cu

COL
7767

becca 1087



Three-seat
Fully upholstered
Standard with plain welt
Saddle stitched seams on the inside and outside

Inside seat width: 80", Inside seat depth: 22"

When using a combination of fabrics or leathers, specify the application by designating the appropriate letter, shown below, on the purchase order. Yardage shown must be used.

- A) One fabric or leather for inback and seat
 yardage: 7.5 yds. leather: 140.0 sq. ft.
- B) One fabric or leather for outback
 yardage: 9.0 yds. leather: 165.0 sq. ft.
- C) One fabric or leather for welt
 yardage: 1.5 yds. leather: 20.0 sq. ft.

When using decorative trim for welt order:
 yardage: 15.0 yds. 5mm cord

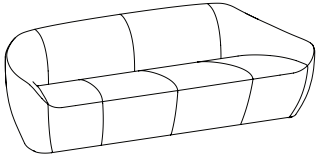
See terms and conditions for contrasting upholstery upcharges.

SCS Indoor Advantage™ Gold and LEVEL® 2 certified. See terms and conditions for additional environmental information.

Seat Height	Arm Height	W	D	H	Fabric	Leather	Weight	Cubes/Qty
18"	21"	98 $\frac{3}{8}$ "	31 $\frac{1}{8}$ "	31 $\frac{1}{8}$ "	16.5 yds	325.0'	223 lbs	101.65/1
457 mm	533 mm	2505 mm	810 mm	797 mm	15.1 m	30.2 sqm	101.2 kg	2.88 cu

COM	COL	1	2	3	4	5	6	7	8	9	10	11
7592	7922	9242	9572	9756	10012	10306	10452	10709	10929	11186	11552	12836

becca 1087L



Three-seat
Available in leather only
Bespoke leather welt
Saddle stitched seams on the inside and outside

Inside seat width: 80", Inside seat depth: 22"

Bespoke Leather Welt Specification: Thread color must be specified. Reference Becca/Stitching on bernhardtdesign.com for color options.

SCS Indoor Advantage™ Gold and LEVEL® 2 certified. See terms and conditions for additional environmental information.

Seat Height	Arm Height	W	D	H	Fabric	Leather	Weight	Cubes/Qty
18"	21"	98 $\frac{3}{8}$ "	31 $\frac{1}{8}$ "	31 $\frac{1}{8}$ "	-	325.0'	223 lbs	101.65'/1
457 mm	533 mm	2505 mm	810 mm	797 mm	-	30.2 sqm	101.2 kg	2.88 cu

COL
9287

belmont 3401



Solid ash base
Upholstered

Molded foam upper with plywood seat frame

Inside seat width: 23 $\frac{1}{2}$ " (taken at the middle of the arms), Inside seat depth: 21 $\frac{1}{8}$ "

Available in all ash finishes. When specifying light finishes the natural characteristics of the wood will be visible and color will vary.

When using a combination of fabrics or leathers, specify the application by designating the appropriate letter, shown below, on the purchase order. Yardage shown must be used.

- A) One fabric or leather for seat
 yardage: 1.5 yds leather: 24 sq. ft.
- B) One fabric or leather for inside and outside back, sides, inside arms and front panel
 yardage: 5.75 yds. leather: 95 sq. ft.

See terms and conditions for contrasting fabric upcharges.

SCS Indoor Advantage™ Gold and LEVEL® 2 certified. See terms and conditions for additional finish and environmental information.

Seat Height	Arm Height	W	D	H	Fabric	Leather	Weight	Cubes/Qty
18"	24 $\frac{1}{2}$ "	34 $\frac{1}{2}$ "	35 $\frac{3}{4}$ "	42 $\frac{1}{4}$ "	7.1 yds	115.0'	106 lbs	44.01'/1
458 mm	623 mm	877 mm	908 mm	1080 mm	5.6 m	9.2 sqm	48.1 kg	1.25 cu

COM	COL	1	2	3	4	5	6	7	8	9	10	11
4777	4919	5487	5629	5708	5819	5945	6008	6119	6213	6324	6481	7034

belmont 3402



**Polished stainless steel or powder coat base
Upholstered**

Molded foam upper with plywood seat frame.

Inside seat width: 23½" (taken at the middle of the arms), Inside seat depth: 21⅝"

When using a combination of fabrics or leathers, specify the application by designating the appropriate letter, shown below, on the purchase order. Yardage shown must be used.

- A) One fabric or leather for seat
yardage: 1.5 yds. leather: 24 sq. ft.
- B) One fabric or leather for inside and outside back, sides, inside arms and front panel
yardage: 5.75 yds. leather: 95 sq. ft.

See terms and conditions for contrasting fabric upcharges.

SCS Indoor Advantage™ Gold and LEVEL® 2 certified. See terms and conditions for additional finish and environmental information.

Seat Height	Arm Height	W	D	H	Fabric	Leather	Weight	Cubes/Qty
18"	24½"	34½"	35¾"	42¼"	7.1 yds	115.0'	115 lbs	44.01'/1
458 mm	623 mm	877 mm	908 mm	1080 mm	5.6 m	9.2 sqm	52.2 kg	1.25 cu

COM	COL	1	2	3	4	5	6	7	8	9	10	11
4366	4508	5076	5218	5297	5408	5534	5597	5708	5802	5913	6070	6623

sku

3	4	0	2									

base finish

polished stainless steel standard, OR

specify powder coat, upcharge \$150

- | | | |
|-----------------------|---------------------|-----------------------|
| WH satin white | GR graphite | RD black red |
| EC ecru | BZ bronze | BK matte black |
| LA latte | IG iron grey | |

blaine 6458



**Low back
Solid maple base
Upholstered**

Welt standard along bottom edge

Inside seat width: 21½"

Available in all maple finishes. When specifying light finishes the natural characteristics of the wood will be visible and color will vary.

When using a combination of fabrics or leathers, specify the application by designating the appropriate letter, shown below, on the purchase order. Yardage shown must be used.

- A) One fabric or leather for seat, inside back and front panel below seat cushion
yardage: 2.75 yds. leather: 52.0 sq. ft.
- B) One fabric or leather for outside back and sides, inside arms, welt
yardage: 4.0 yds. leather: 68.0 sq. ft.

See terms and conditions for contrasting upholstery and welt upcharges.

SCS Indoor Advantage™ Gold and LEVEL® 2 certified. See terms and conditions for additional finish and environmental information.

Seat Height	Arm Height	W	D	H	Fabric	Leather	Weight	Cubes/Qty
17¾"	22½"	29½"	31"	33"	6.8 yds	120.0'	87 lbs	36.09/1
451 mm	572 mm	749 mm	787 mm	838 mm	6.2 m	11.1 sqm	39.5 kg	1.04 cu

COM	COL	1	2	3	4	5	6	7	8	9	10	11
3200	3336	3880	4016	4092	4198	4319	4379	4485	4576	4681	4832	5361

blaine.02 6459



**High back
Solid maple base
Upholstered**

Welt standard along bottom edge of chair
High back with 8" x 23"w pillow secured with two snaps, non-reversible.

Available in all maple finishes. When specifying light finishes the natural characteristics of the wood will be visible and color will vary.

When using a combination of fabrics or leathers, specify the application by designating the appropriate letter, shown below, on the purchase order. Yardage shown must be used.

- A) One fabric or leather for seat, inside back and front panel below seat cushion
yardage: 2.5 yds. leather: 37.0 sq. ft.
- B) One fabric or leather for outside back and sides, inside arms, welt
yardage: 5.4 yds. leather: 72.9 sq. ft.
- C) One fabric or leather for pillow
yardage: 1.0 yd. leather: 13.5 sq. ft.

See terms and conditions for contrasting upholstery and welt upcharges.

SCS Indoor Advantage™ Gold and LEVEL® 2 certified. See terms and conditions for additional finish and environmental information.

Seat Height	Arm Height	W	D	H	Fabric	Leather	Weight	Cubes/Qty
17¾"	22½"	29½"	35¼"	41½"	7.65 yds	140.0'	90 lbs	42.88/1
451 mm	572 mm	749 mm	895 mm	1054 mm	7.0 m	13.0 sqm	40.8 kg	1.21 cu

COM	COL	1	2	3	4	5	6	7	8	9	10	11
4538	4691	5303	5456	5541	5660	5796	5864	5983	6085	6204	6374	6969

blaine.02 6460



**High back
Solid maple base
Upholstered**

Welt standard on bottom edge of chair

Available in all maple finishes. When specifying light finishes the natural characteristics of the wood will be visible and color will vary.

When using a combination of fabrics or leathers, specify the application by designating the appropriate letter, shown below, on the purchase order. Yardage shown must be used.

- A) One fabric or leather for seat, inside back and front panel below seat cushion
yardage: 2.5 yds. leather: 37.0 sq. ft.
- B) One fabric or leather for outside back and sides, inside arms, welt
yardage: 5.4 yds. leather: 72.9 sq. ft.

See terms and conditions for contrasting upholstery and welt upcharges.

SCS Indoor Advantage™ Gold and LEVEL® 2 certified. See terms and conditions for additional finish and environmental information.

Seat Height	Arm Height	W	D	H	Fabric	Leather	Weight	Cubes/Qty
17¾"	22½"	29½"	35¼"	41½"	7.25 yds	140.0'	90 lbs	42.88'/1
451 mm	572 mm	749 mm	895 mm	1054 mm	6.6 m	13.0 sqm	40.8 kg	1.21 cu

COM	COL	1	2	3	4	5	6	7	8	9	10	11
4229	4374	4954	5099	5180	5293	5422	5486	5599	5696	5808	5969	6533

bombom 1076



**Self-return swivel
Polished stainless steel base
Upholstered**

Sewn in welt

When using a combination of fabrics or leathers, specify the application by designating the appropriate letter, shown below, on the purchase order. Yardage shown must be used.

- A) One fabric for seat and back cushion
yardage: 2.25 yds.
- B) One fabric or leather for outside shell
yardage: 2.25 yds. leather: 36.5 sq. ft.

Certain horizontal stripes, plaids or fabrics with little stretch are not suitable for this product.

See terms and conditions for contrasting upholstery upcharges.

SCS Indoor Advantage™ Gold and LEVEL® 2 certified. See terms and conditions for additional environmental information.

Seat Height	Arm Height	W	D	H	Fabric	Leather	Weight	Cubes/Qty
19¼"	30"	34¼"	30¼"	30"	4.5 yds	-	79 lbs	35.18'/1
489 mm	762 mm	870 mm	768 mm	762 mm	4.15 m	-	35.8 kg	.97 cu

COM	COL	1	2	3	4	5	6	7	8	9	10	11
3873	3963	4323	4413	4463	4533	4613	4653	4723	4783	4853	4953	5303

bombom 1076K



**Self-return swivel
Matte black powder coat base
Upholstered**

Sewn in welt

When using a combination of fabrics or leathers, specify the application by designating the appropriate letter, shown below, on the purchase order. Yardage shown must be used.

- A) One fabric for seat and back cushion
yardage: 2.25 yds.
- B) One fabric or leather for outside shell
yardage: 2.25 yds. leather: 36.5 sq. ft.

Certain horizontal stripes, plaids or fabrics with little stretch are not suitable for this product.

See terms and conditions for contrasting upholstery upcharges.

SCS Indoor Advantage™ Gold and LEVEL® 2 certified. See terms and conditions for additional environmental information.

Seat Height	Arm Height	W	D	H	Fabric	Leather	Weight	Cubes/Qty
19¼"	30"	34¼"	30¼"	30"	4.5 yds	-	79 lbs	35.18/1
489 mm	762 mm	870 mm	768 mm	762 mm	4.15 m	-	35.8 kg	.97 cu

COM	COL	1	2	3	4	5	6	7	8	9	10	11
4064	4154	4514	4604	4654	4724	4804	4844	4914	4974	5044	5144	5494

canelle 4756



**Self-return swivel
Polished aluminum or powder coat base
Upholstered**

When using a combination of fabrics or leathers, specify the application by designating the appropriate letter, shown below, on the purchase order. Yardage shown must be used.

- A) One fabric or leather for seat
yardage: 1.0 yds. leather: 15.0 sq. ft.
- B) One fabric or leather for inside and outside back, sides and inside arms
yardage: 2.75 yds. leather: 45.0 sq. ft

See terms and conditions for contrasting upholstery upcharges.

SCS Indoor Advantage™ Gold and LEVEL® 2 certified. See terms and conditions for additional finish and environmental information.

Seat Height	Arm Height	W	D	H	Fabric	Leather	Weight	Cubes/Qty
17"	24"	31"	34"	39½"	3.5 yds	47.5'	72 lbs	40.56'/1
432 mm	610 mm	787 mm	864 mm	1000 mm	3.2 m	4.4 sqm	32.7 kg	1.15 cu

COM	COL	1	2	3	4	5	6	7	8	9	10	11
3416	3486	3766	3836	3875	3930	3992	4023	4078	4124	4179	4256	4529

sku

4	7	5	6									

powder coat finish

polished aluminum standard, OR

specify powder coat, upcharge \$150

WH satin white	IG iron grey
GR graphite	RD black red
BZ bronze	K matte black

--	--	--	--

canelle 4756P



Self-return swivel
Polished aluminum or powder coat base
Upholstered
Pillow with topstitch

When using a combination of fabrics or leathers, specify the application by designating the appropriate letter, shown below, on the purchase order. Yardage shown must be used.

- A) One fabric or leather for seat
 yardage: 1.0 yds. leather: 15.0 sq. ft.
- B) One fabric or leather for inside and outside back, sides and inside arms
 yardage: 2.75 yds. leather: 45.0 sq. ft

See terms and conditions for contrasting upholstery upcharges.

SCS Indoor Advantage™ Gold and LEVEL® 2 certified. See terms and conditions for additional finish and environmental information.

Seat Height	Arm Height	W	D	H	Fabric	Leather	Weight	Cubes/Qty
17"	24"	31"	34"	39 3/4"	3.5 yds	47.5'	72 lbs	40.56'/1
432 mm	610 mm	787 mm	864 mm	1000 mm	3.2 m	4.4 sqm	32.7 kg	1.15 cu

COM	COL	1	2	3	4	5	6	7	8	9	10	11
3416	3486	3766	3836	3875	3930	3992	4023	4078	4124	4179	4256	4529

sku

4	7	5	6	P										

powder coat finish

polished aluminum standard, OR

specify powder coat, upcharge \$150

WH satin white	IG iron grey
GR graphite	RD black red
BZ bronze	K matte black

--	--	--	--	--	--	--	--	--	--	--	--	--	--	--

canelle 4757M



**Solid maple base
Upholstered**

Available in all maple finishes. When specifying light finishes the natural characteristics of the wood will be visible and color will vary.

When using a combination of fabrics or leathers, specify the application by designating the appropriate letter, shown below, on the purchase order. Yardage shown must be used.

- A) One fabric or leather for seat
yardage: 1.0 yds. leather: 15.0 sq. ft.
- B) One fabric or leather for inside and outside back, sides and inside arms
yardage: 2.75 yds. leather: 45.0 sq. ft

See terms and conditions for contrasting upholstery upcharges.

SCS Indoor Advantage™ Gold and LEVEL® 2 certified. See terms and conditions for additional finish and environmental information.

Seat Height	Arm Height	W	D	H	Fabric	Leather	Weight	Cubes/Qty
17"	24"	31"	34"	41"	3.5 yds	47.5'	49 lbs	40.56'/1
432 mm	610 mm	787 mm	864 mm	1041 mm	3.2 m	4.4 sqm	22.2 kg	1.15 cu

COM	COL	1	2	3	4	5	6	7	8	9	10	11
3785	3855	4135	4205	4244	4299	4361	4392	4447	4493	4548	4625	4898

canelle 4757PM



**Solid maple base
Upholstered
Pillow with topstitch**

Available in all maple finishes. When specifying light finishes the natural characteristics of the wood will be visible and color will vary.

When using a combination of fabrics or leathers, specify the application by designating the appropriate letter, shown below, on the purchase order. Yardage shown must be used.

- A) One fabric or leather for seat
yardage: 1.0 yds. leather: 15.0 sq. ft.
- B) One fabric or leather for inside and outside back, sides and inside arms
yardage: 2.7 yds. leather: 45.0 sq. ft

See terms and conditions for contrasting upholstery upcharges.

SCS Indoor Advantage™ Gold and LEVEL® 2 certified. See terms and conditions for additional finish and environmental information.

Seat Height	Arm Height	W	D	H	Fabric	Leather	Weight	Cubes/Qty
17"	24"	31"	34"	41"	3.5 yds	47.5'	49 lbs	40.56'/1
432 mm	610 mm	787 mm	864 mm	1041 mm	3.2 m	4.4 sqm	22.2 kg	1.15 cu

COM	COL	1	2	3	4	5	6	7	8	9	10	11
3785	3855	4135	4205	4244	4299	4361	4392	4447	4493	4548	4625	4898

canelle 4757W



**Solid walnut base
Upholstered**

Available in all walnut finishes. When specifying light finishes the natural characteristics of the wood will be visible and color will vary.

When using a combination of fabrics or leathers, specify the application by designating the appropriate letter, shown below, on the purchase order. Yardage shown must be used.

- A) One fabric or leather for seat
yardage: 1.0 yds. leather: 15.0 sq. ft.
- B) One fabric or leather for inside and outside back, sides and inside arms
yardage: 2.75 yds. leather: 45.0 sq. ft.

See terms and conditions for contrasting upholstery upcharges.

SCS Indoor Advantage™ Gold and LEVEL® 2 certified. See terms and conditions for additional finish and environmental information.

Seat Height	Arm Height	W	D	H	Fabric	Leather	Weight	Cubes/Qty
17"	24"	31"	34"	41"	3.5 yds	47.5'	49 lbs	40.56'/1
432 mm	610 mm	787 mm	864 mm	1041 mm	3.2 m	4.4 sqm	22.2 kg	1.15 cu

COM	COL	1	2	3	4	5	6	7	8	9	10	11
3943	4013	4293	4363	4402	4457	4519	4550	4605	4651	4706	4783	5056

canelle 4757PW



**Solid walnut base
Upholstered
Pillow with topstitch**

Available in all walnut finishes. When specifying light finishes the natural characteristics of the wood will be visible and color will vary.

When using a combination of fabrics or leathers, specify the application by designating the appropriate letter, shown below, on the purchase order. Yardage shown must be used.

- A) One fabric or leather for seat
yardage: 1.0 yds. leather: 15.0 sq. ft.
- B) One fabric or leather for inside and outside back, sides and inside arms
yardage: 2.75 yds. leather: 45.0 sq. ft.

See terms and conditions for contrasting upholstery upcharges.

SCS Indoor Advantage™ Gold and LEVEL® 2 certified. See terms and conditions for additional finish and environmental information.

Seat Height	Arm Height	W	D	H	Fabric	Leather	Weight	Cubes/Qty
17"	24"	31"	34"	41"	3.5 yds	47.5'	49 lbs	40.56'/1
432 mm	610 mm	787 mm	864 mm	1041 mm	3.2 m	4.4 sqm	22.2 kg	1.15 cu

COM	COL	1	2	3	4	5	6	7	8	9	10	11
3943	4013	4293	4363	4402	4457	4519	4550	4605	4651	4706	4783	5056

cantata 1202



Solid oak

Available in all oak finishes. When specifying light finishes the natural characteristics of the wood will be visible and color will vary.

SCS Indoor Advantage™ Gold and LEVEL® 2 certified. See terms and conditions for additional finish and environmental information.

Seat Height	Arm Height	W	D	H	Fabric	Leather	Weight	Cubes/Qty
15 $\frac{7}{8}$ "	25"	24 $\frac{1}{2}$ "	22 $\frac{7}{8}$ "	27 $\frac{7}{8}$ "	-	-	28 lbs	21.35'/1
384 mm	635 mm	623 mm	583 mm	708 mm	-	-	12.7 kg	.6 cu

List Price
1439

cantata 1203



**Solid oak
Upholstered seat cushion**

Available in all oak finishes. When specifying light finishes the natural characteristics of the wood will be visible and color will vary.

SCS Indoor Advantage™ Gold and LEVEL® 2 certified. See terms and conditions for additional finish and environmental information.

Seat Height	Arm Height	W	D	H	Fabric	Leather	Weight	Cubes/Qty
15 $\frac{7}{8}$ "	25"	24 $\frac{1}{2}$ "	22 $\frac{7}{8}$ "	27 $\frac{7}{8}$ "	1.0 yds	18.0'	28 lbs	21.35'/1
404 mm	635 mm	623 mm	583 mm	708 mm	.92 m	1.7 sqm	12.7 kg	.6 cu

COM	COL	1	2	3	4	5	6	7	8	9	10	11
1551	1571	1651	1671	1683	1698	1716	1725	1740	1754	1769	1791	1869


casino modular lounge

4971 - 4982 Casino Modular Lounge

Casino: a modular seating product comprised of 13 unique modules which may be used interchangeably to create an unlimited number of configurations.

For complete information reference Casino in the lounge/modular section of the price list.

catherine 4750



**Solid maple base
Upholstered**

Exposed wood trim
Welt around perimeter of the wood trim
Height of arm: 21" at center

Available in all maple finishes. When specifying light finishes the natural characteristics of the wood will be visible and color will vary.

When using a combination of fabrics or leathers, specify the application by designating the appropriate letter, shown below, on the purchase order. Yardage shown must be used.

See terms and conditions for contrasting upholstery and welt upcharges.


- A) One fabric or leather for inside seat, inside back, inside arms and inside welt
yardage: 3.0 yds. leather: 50.0 sq. ft.
- B) One fabric or leather for outside and outside welt
yardage: 2.5 yds. leather: 40.5 sq. ft

SCS Indoor Advantage™ Gold and LEVEL® 2 certified. See terms and conditions for additional finish and environmental information.

Seat Height	Arm Height	W	D	H	Fabric	Leather	Weight	Cubes/Qty
15¼"	21"	34⅞"	32¾"	29¼"	5.0 yds	75.0'	60 lbs	36.09/1
387 mm	533 mm	886 mm	832 mm	743 mm	4.6 m	7.0 sqm	27.2 kg	1.04 cu

COM	COL	1	2	3	4	5	6	7	8	9	10	11
4079	4179	4579	4679	4735	4813	4902	4946	5024	5091	5168	5279	5668

chapelle 4874/4874B



**One-seat with attached privacy wall
Full wall
Upholstered**

- 4874 Polished aluminum legs**
- 4874B Matte black powder coat legs**

Shipped assembled
Standard with welt around seat

Inside seat width: 25", Inside seat depth: 22⅞"

When using a combination of fabrics, specify the application by designating the appropriate letter, shown below, on the purchase order. Yardage shown must be used.

- A) One fabric for seat
yardage: 2.9 yds.
- B) One fabric for wall
yardage: 7.4 yds.
- C) One fabric for welt
yardage: 0.5 yds.


See terms and conditions for contrasting upholstery and welt upcharges.

SCS Indoor Advantage™ Gold and LEVEL® 2 certified. See terms and conditions for additional environmental information.

Seat Height	Arm Height	W	D	H	Fabric	Leather	Weight	Cubes/Qty
18"	-	38"	28⅞"	47⅞"	11.2 yds	-	161.5 lbs	45.12/1
457 mm	-	965 mm	714 mm	1203 mm	10.3 m	-	73.3 kg	1.3 cu

COM	COL	1	2	3	4	5	6	7	8	9	10	11
4858	0	5978	6202	6327	6501	6700	6800	6974	7123	7298	7546	8418

chapelle 4875/4875B



**Two-seater with attached privacy wall
Full wall
Upholstered**

**4875 Polished aluminum legs
4875B Matte black powder coat legs**

Shipped assembled
Standard with welt around seat

Inside seat width: 57¼", Inside seat depth: 22⅞"

When using a combination of fabrics, specify the application by designating the appropriate letter, shown below, on the purchase order. Yardage shown must be used.

- A) One fabric for seat
yardage: 5.5 yds.
- B) One fabric for wall
yardage: 9.0 yds.
- C) One fabric for welt
yardage: 0.5 yds.

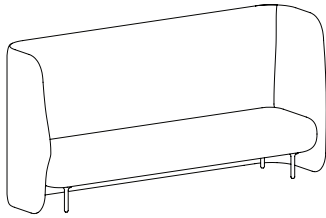
See terms and conditions for contrasting upholstery and welt upcharges.

SCS Indoor Advantage™ Gold and LEVEL® 2 certified. See terms and conditions for additional environmental information.

Seat Height	Arm Height	W	D	H	Fabric	Leather	Weight	Cubes/Qty
18"	-	68½"	28⅞"	47⅞"	14.5 yds	-	205 lbs	95.46/1
457 mm	-	1740 mm	714 mm	1203 mm	13.3 m	-	92.9 kg	2.7 cu

COM	COL	1	2	3	4	5	6	7	8	9	10	11
6677	0	8127	8417	8579	8804	9062	9191	9416	9610	9835	10157	11285

chapelle 4877/4877B



Three-seat with attached privacy wall
Full wall
Upholstered

4877 Polished aluminum legs
4877B Matte black powder coat legs

Shipped assembled
Standard with welt around seat

Inside seat width: 87", Inside seat depth: 22 7/8"

When using a combination of fabrics, specify the application by designating the appropriate letter, shown below, on the purchase order. Yardage shown must be used.

- A) One fabric for seat
yardage: 7.0 yds.
- B) One fabric for wall
yardage: 11.5 yds.
- C) One fabric for welt
yardage: 0.5 yds.

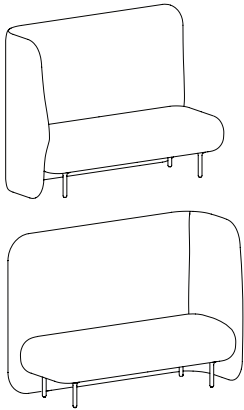
See terms and conditions for contrasting upholstery and welt upcharges.

SCS Indoor Advantage™ Gold and LEVEL® 2 certified. See terms and conditions for additional environmental information.

Seat Height	Arm Height	W	D	H	Fabric	Leather	Weight	Cubes/Qty
18"	-	99 3/4"	28 1/2"	47 3/8"	18.5 yds	-	265 lbs	134.13/1
457 mm	-	2534 mm	714 mm	1203 mm	16.9 m	-	120.2 kg	3.8 cu

COM	COL	1	2	3	4	5	6	7	8	9	10	11
8963	0	10813	11183	11389	11677	12006	12170	12458	12705	12992	13403	14842

chapelle 4885



Two-seat with attached privacy wall
Open end
Polished aluminum or powder coat legs
Upholstered

Shipped assembled
 Standard with welt around seat.

Inside seat width: 60", Inside seat depth: 22 1/2"

When using a combination of fabrics, specify the application by designating the appropriate letter, shown below, on the purchase order. Yardage shown must be used.

- A) One fabric for seat
yardage: 5.5 yds.
- B) One fabric for wall
yardage: 9.0 yds.
- C) One fabric for welt
yardage: 0.5 yds.

See terms and conditions for contrasting upholstery and welt upcharges.

SCS Indoor Advantage™ Gold and LEVEL® 2 certified. See terms and conditions for additional environmental information.

Seat Height	Arm Height	W	D	H	Fabric	Leather	Weight	Cubes/Qty
18"	-	65 3/4"	28 1/6"	47 3/8"	14.5 yds	-	200 lbs	91.83/1
457 mm		1670mm	714 mm	1203 mm	13.3 m	-	99.8 kg	2.6 cu

COM	COL	1	2	3	4	5	6	7	8	9	10	11
6153	0	7603	7893	8055	8280	8538	8667	8892	9086	9311	9633	10761

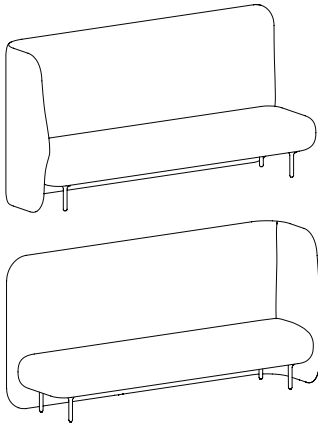
sku

4	8	8	5	

leg finish

L	left wall facing, polished aluminum legs		
LB	left wall facing, matte black powder coat legs		
R	right wall facing, polished aluminum legs		
RB	right wall facing, matte black powder coat legs		

chapelle 4887



**Three-seat with attached privacy wall
Open End
Polished aluminum or powder coat legs
Upholstered**

Shipped assembled
Standard with welt around seat

Inside seat width: 92", Inside seat depth: 22⁷/₈"

When using a combination of fabrics, specify the application by designating the appropriate letter, shown below, on the purchase order. Yardage shown must be used.

- A) One fabric for seat
yardage: 7.0 yds.
- B) One fabric for wall
yardage: 10.0 yds.
- C) One fabric for welt
yardage: 0.5 yds.

See terms and conditions for contrasting upholstery and welt upcharges.

SCS Indoor Advantage™ Gold and LEVEL® 2 certified. See terms and conditions for additional environmental information.

Seat Height	Arm Height	W	D	H	Fabric	Leather	Weight	Cubes/Qty
18"	-	97½"	28 ¹ / ₆ "	47 ³ / ₈ "	17.0 yds	-	255 lbs	130.5/1
457 mm	-	2477 mm	714 mm	1203 mm	15.5 m	-	115.7 kg	3.7 cu

COM	COL	1	2	3	4	5	6	7	8	9	10	11
8435	0	10135	10475	10664	10929	11231	11382	11647	11873	12138	12515	13838

sku

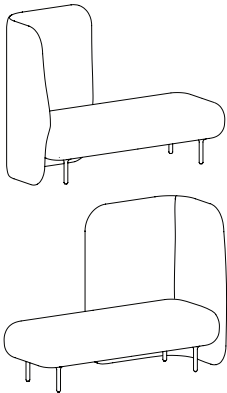
4	8	8	7
---	---	---	---

leg finish

- L** left wall facing, polished aluminum legs
- LB** left wall facing, matte black powder coat legs
- R** right wall facing, polished aluminum legs
- RB** right wall facing, matte black powder coat legs

--	--

chapelle 4895



Two-seat with attached privacy wall
Half wall
Polished aluminum or powder coat legs
Upholstered

Shipped assembled
 Standard with welt around seat

Inside seat width: 60", Inside seat depth: 22 7/8"

When using a combination of fabrics, specify the application by designating the appropriate letter, shown below, on the purchase order. Yardage shown must be used.

- A) One fabric for seat
yardage: 5.5 yds.
- B) One fabric for wall
yardage: 5.0 yds.
- C) One fabric for welt
yardage: 0.5 yds.

See terms and conditions for contrasting upholstery and welt upcharges.

SCS Indoor Advantage™ Gold and LEVEL® 2 certified. See terms and conditions for additional environmental information.

Seat Height	Arm Height	W	D	H	Fabric	Leather	Weight	Cubes/Qty
18"	-	65 1/2"	28 1/8"	47 3/4"	10.5 yds	-	220 lbs	91.83/1
457 mm	-	1664 mm	714 mm	1203 mm	9.6 m	-	99.8 kg	2.6 cu

COM	COL	1	2	3	4	5	6	7	8	9	10	11
5626	0	6676	6886	7003	7166	7353	7446	7610	7750	7913	8146	8963

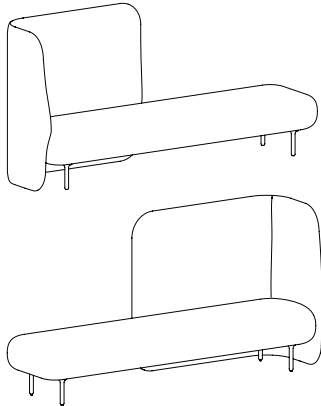
sku

4	8	9	5	

leg finish

L	left wall facing, polished aluminum legs		
LB	left wall facing, matte black powder coat legs		
R	right wall facing, polished aluminum legs		
RB	right wall facing, matte black powder coat legs		

chapelle 4897



Three-seat with attached privacy wall
Half wall
Polished aluminum or powder coat legs
Upholstered

Shipped assembled
 Standard with welt around seat

Inside seat width: 92", Inside seat depth: 22 1/8"

When using a combination of fabrics, specify the application by designating the appropriate letter, shown below, on the purchase order. Yardage shown must be used.

See terms and conditions for contrasting upholstery and welt upcharges.

- A) One fabric for seat
yardage: 7.0 yds.
- B) One fabric for wall
yardage: 7.0 yds.
- C) One fabric for welt
yardage: 0.5 yds.

SCS Indoor Advantage™ Gold and LEVEL® 2 certified. See terms and conditions for additional environmental information.

Seat Height	Arm Height	W	D	H	Fabric	Leather	Weight	Cubes/Qty
18"	-	97 1/4"	28 1/8"	47 3/8"	14.0 yds	-	220 lbs	130.5/1
457 mm	-	2470 mm	714 mm	1203 mm	12.8 m	-	99.8 kg	3.7 cu

COM	COL	1	2	3	4	5	6	7	8	9	10	11
7908	0	9308	9588	9744	9962	10211	10335	10553	10740	10957	11268	12357

sku

4	8	9	7									

leg finish

L												
LB												
R												
RB												

chiara 4755



Self-return swivel
Polished aluminum or powder coat base
Upholstered

When using a combination of fabrics or leathers, specify the application by designating the appropriate letter, shown below, on the purchase order. Yardage shown must be used.

- A) One fabric or leather for seat
 yardage: 1.0 yds. leather: 13.7 sq. ft.
- B) One fabric or leather for inside and outside shell
 yardage: 3.2 yds. leather: 43.3 sq. ft.

Certain horizontal stripes, plaids or fabrics with little stretch are not suitable for this product.

See terms and conditions for contrasting upholstery upcharges.

SCS Indoor Advantage™ Gold and LEVEL® 2 certified. See terms and conditions for additional finish and environmental information.

Seat Height	Arm Height	W	D	H	Fabric	Leather	Weight	Cubes/Qty
16½"	-	33"	29"	29"	4.2 yds	57.0'	54 lbs	34.26/1
419 mm	-	838 mm	737 mm	737 mm	3.8 m	5.3 sqm	24.5 kg	.97 cu

COM	COL	1	2	3	4	5	6	7	8	9	10	11
2723	2807	3143	3227	3274	3339	3414	3451	3517	3573	3638	3731	4058

sku

4	7	5	5	

powder coat finish

polished aluminum standard, OR	
specify powder coat, upcharge \$150	
WH satin white	IG iron grey
GR graphite	RD black red
BZ bronze	K matte black

chiara 4755W



**Solid walnut base
Upholstered**

Available in all walnut finishes. When specifying light finishes the natural characteristics of the wood will be visible and color will vary.

When using a combination of fabrics or leathers, specify the application by designating the appropriate letter, shown below, on the purchase order. Yardage shown must be used.

- A) One fabric or leather for seat
yardage: 1.0 yds. leather: 13.7 sq. ft.
- B) One fabric or leather for inside and outside shell
yardage: 3.2 yds. leather: 43.3 sq. ft.

Certain horizontal stripes, plaids or fabrics with little stretch are not suitable for this product.

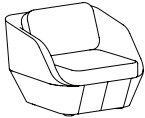
See terms and conditions for contrasting upholstery upcharges.

SCS Indoor Advantage™ Gold and LEVEL® 2 certified. See terms and conditions for additional finish and environmental information.

Seat Height	Arm Height	W	D	H	Fabric	Leather	Weight	Cubes/Qty
16½"	-	33"	29"	29½"	4.2 yds	57.0'	54 lbs	34.26'/1
419 mm	-	838 mm	737 mm	737 mm	3.8 m	5.3 sqm	24.5 kg	.97 cu

COM	COL	1	2	3	4	5	6	7	8	9	10	11
3244	3328	3664	3748	3795	3860	3935	3972	4038	4094	4159	4252	4579

cinema 4800



Fully upholstered

Inside seat depth: 21¼"

When using a combination of fabrics or leathers, specify the application by designating the appropriate letter, shown below, on the purchase order. Yardage shown must be used.

- A) One fabric or leather for seat and inside back
yardage: 3.0 yds. leather: 50.0
- B) One fabric or leather for inside and outside shell
yardage: 4.5 yds. leather: 75.0 sq. ft.

See terms and conditions for contrasting upholstery upcharges.

SCS Indoor Advantage™ Gold and LEVEL® 2 certified. See terms and conditions for additional environmental information.

Seat Height	Arm Height	W	D	H	Fabric	Leather	Weight	Cubes/Qty
17½"	23¼"	32½"	36"	29½"	6.5 yds	125.0'	64 lbs	36.09'/1
445 mm	591 mm	826 mm	914 mm	749 mm	5.9 m	11.6sqm	29.1 kg	1.04 cu

COM	COL	1	2	3	4	5	6	7	8	9	10	11
2916	3046	3566	3696	3769	3870	3985	4043	4144	4231	4332	4476	4982

cinema modular lounge

4818 - 4826 Cinema Modular Lounge

Cinema has modular seating comprised of 15 unique modules which may be used interchangeably to create an unlimited number of configurations.

For complete information, reference Cinema in the lounge - modular section of the price list.

claire 4799



**Solid walnut frame
Upholstered**

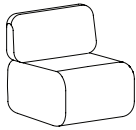
Available in all walnut finishes. When specifying light finishes the natural characteristics of the wood will be visible and color will vary. See terms and conditions.

SCS Indoor Advantage™ Gold and Level® 2 certified. See terms and conditions for additional environmental information.

Seat Height	Arm Height	W	D	H	Fabric	Leather	Weight	Cubes/Qty
17¾"	-	27¼"	34⅝"	31"	4.0 yds	50.0'	65 lbs	36.09/1
451 mm	-	692 mm	873 mm	787 mm	3.7 m	4.6 sqm	29.5 kg	1.04 cu

COM	COL	1	2	3	4	5	6	7	8	9	10	11
3868	3948	4268	4348	4393	4455	4526	4562	4624	4677	4740	4828	5140

code 2100



**Standard seat height
Concealed legs
Fully upholstered**

When using a combination of fabrics, specify the application by designating the appropriate letter, shown below, on the purchase order. Yardage shown must be used.

- A) One fabric for seat
yardage: 4.25 yds.
- C) One fabric for back cushion
yardage: 2.5 yds.

See terms and conditions for contrasting upholstery upcharges.

SCS Indoor Advantage™ Gold and LEVEL® 2 certified. See terms and conditions for instructions for tagging COM and additional environmental information.

Seat Height	Arm Height	W	D	H	Fabric	Leather	Weight	Cubes/Qty
15⅝"	-	30"	29½"	29⅞"	5.0 yds	-	64 lbs	36.09/1
403 mm	-	762 mm	749 mm	752 mm	4.6 m	-	29.1 kg	1.04 cu

COM	COL	1	2	3	4	5	6	7	8	9	10	11
2265	0	2765	2865	2921	2999	3088	3132	3210	3277	3354	3465	3854

code 2105



**Two-seat
Standard seat height
Concealed legs
Fully upholstered**

When using a combination of fabrics, specify the application by designating the appropriate letter, shown below, on the purchase order. Yardage shown must be used.

- A) One fabric for seat
yardage: 7.0 yds.
- C) One fabric for back cushion
yardage: 4.0 yds.

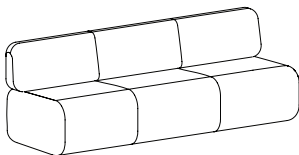
See terms and conditions for contrasting upholstery upcharges.

SCS Indoor Advantage™ Gold and LEVEL® 2 certified. See terms and conditions for instructions for tagging COM and additional environmental information.

Seat Height	Arm Height	W	D	H	Fabric	Leather	Weight	Cubes/Qty
15 7/8"	-	60"	29 1/2"	29 9/16"	9.0 yds	-	130 lbs	68.33'/1
403 mm	-	1524 mm	749 mm	752 mm	8.2 m	-	59.1 kg	1.93 cu

COM	COL	1	2	3	4	5	6	7	8	9	10	11
3961	0	4861	5041	5141	5281	5441	5521	5661	5781	5921	6121	6821

code 2107



**Three-seat
Standard seat height
Concealed legs
Fully upholstered**

When using a combination of fabrics, specify the application by designating the appropriate letter, shown below, on the purchase order. Yardage shown must be used.

- A) One fabric for seat
yardage: 8.25 yds.
- C) One fabric for back cushion
yardage: 5.75 yds.

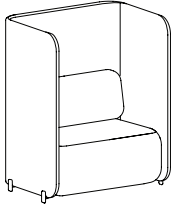
See terms and conditions for contrasting upholstery upcharges.

SCS Indoor Advantage™ Gold and LEVEL® 2 certified. See terms and conditions for instructions for tagging COM and additional environmental information.

Seat Height	Arm Height	W	D	H	Fabric	Leather	Weight	Cubes/Qty
15 7/8"	-	90"	29 1/2"	29 9/16"	12.25 yds	-	193 lbs	101.65'/1
403 mm	-	2286 mm	749 mm	752 mm	11.2 m	-	87.7 kg	2.88 cu

COM	COL	1	2	3	4	5	6	7	8	9	10	11
4899	0	6124	6369	6506	6696	6914	7023	7213	7377	7567	7839	8792

code 2140



Single-seat with attached privacy wall
Standard seat height
Standard wall
Polished cast aluminum feet
Fully upholstered

Privacy wall on 1½" plinth base with four adjustable non-marring glides
 Standard with welt around wall perimeter
 Shipped assembled

When using a combination of fabrics, specify the application by designating the appropriate letter, shown below, on the purchase order. Yardage shown must be used.

- A) One fabric for seat
yardage: 4.25 yds.
- B) One fabric for wall
yardage: 10.0 yds.
- C) One fabric for back cushion
yardage: 2.5 yds.

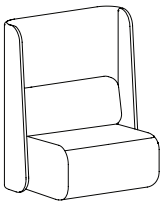
See terms and conditions for contrasting upholstery upcharges.

SCS Indoor Advantage™ Gold and LEVEL® 2 certified. See terms and conditions for additional environmental information.

Seat Height	Seat Back Height	W	D	H	Fabric	Leather	Weight	Cubes/Qty
16¾"	30"	42½"	31"	52¾"	15.1 yds	-	150 lbs	59.21/1
416 mm	762 mm	1080 mm	787 mm	1340 mm	13.8 m	-	68.2 kg	1.68 cu

COM	COL	1	2	3	4	5	6	7	8	9	10	11
5466	0	6976	7278	7446	7681	7950	8084	8319	8520	8755	9090	10265

code 2130



Single-seat with attached privacy wall
Standard seat height
Angled wall
Fully upholstered

Privacy wall on 1½" plinth base with four adjustable non-marring glides
 Standard with welt around wall perimeter
 Shipped assembled

When using a combination of fabrics, specify the application by designating the appropriate letter, shown below, on the purchase order. Yardage shown must be used.

- A) One fabric for seat
yardage: 4.25 yds.
- B) One fabric for wall
yardage: 10.0 yds.
- C) One fabric for back cushion
yardage: 2.5 yds.

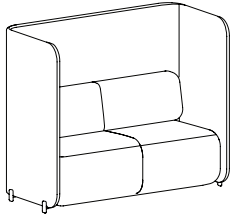
See terms and conditions for contrasting upholstery upcharges.

SCS Indoor Advantage™ Gold and LEVEL® 2 certified. See terms and conditions for additional environmental information.

Seat Height	Seat Back Height	W	D	H	Fabric	Leather	Weight	Cubes/Qty
16¾"	30"	42"	31"	52¾"	15.1 yds	-	150 lbs	59.21/1
416 mm	762 mm	1067 mm	787 mm	1340 mm	13.8 m	-	68.2 kg	1.68 cu

COM	COL	1	2	3	4	5	6	7	8	9	10	11
4712	0	6222	6524	6692	6927	7196	7330	7565	7766	8001	8336	9511

code 2145



Two-seater with attached privacy wall
Standard seat height
Standard Wall
Polished cast aluminum feet
Fully upholstered

Privacy wall on 1½" plinth base with four adjustable non-marring glides
 Standard with welt around wall perimeter
 Shipped assembled

When using a combination of fabrics, specify the application by designating the appropriate letter, shown below, on the purchase order. Yardage shown must be used.

- A) One fabric for seat
yardage: 6.0 yds.
- B) One fabric for wall
yardage: 14.0 yds.
- C) One fabric for back cushion
yardage: 4.0 yds.

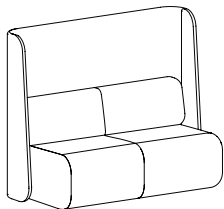
See terms and conditions for contrasting upholstery upcharges.

SCS Indoor Advantage™ Gold and LEVEL® 2 certified. See terms and conditions for additional finish and environmental information.

Seat Height	Seat Back Height	W	D	H	Fabric	Leather	Weight	Cubes/Qty
16¾"	30"	64½"	31"	52¾"	20.8 yds	-	246 lbs	88.21'/1
416 mm	762 mm	1638 mm	787 mm	1340 mm	19.0 m	-	111.6 kg	2.50 cu

COM	COL	1	2	3	4	5	6	7	8	9	10	11
6968	0	9048	9464	9696	10019	10389	10574	10897	11175	11498	11960	13578

code 2135



Two-seater with attached privacy wall
Standard seat height
Angled wall
Fully upholstered

Privacy wall on 1½" plinth base with four adjustable non-marring glides
 Standard with welt around wall perimeter
 Shipped assembled

When using a combination of fabrics, specify the application by designating the appropriate letter, shown below, on the purchase order. Yardage shown must be used.

- A) One fabric for seat
yardage: 6.0 yds.
- B) One fabric for wall
yardage: 14.0 yds.
- C) One fabric for back cushion
yardage: 4.0 yds.

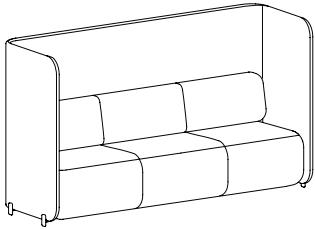
See terms and conditions for contrasting upholstery upcharges.

SCS Indoor Advantage™ Gold and LEVEL® 2 certified. See terms and conditions for additional environmental information.

Seat Height	Seat Back Height	W	D	H	Fabric	Leather	Weight	Cubes/Qty
16¾"	30"	64"	31"	52¾"	20.8 yds	-	246 lbs	88.21'/1
416 mm	762 mm	1638 mm	787 mm	1340 mm	19.0 m	-	111.6 kg	2.50 cu

COM	COL	1	2	3	4	5	6	7	8	9	10	11
6216	0	8296	8712	8944	9267	9637	9822	10145	10423	10746	11208	12826

code 2147



Three-seat with attached privacy wall
Standard Seat height
Standard wall
Polished cast aluminum feet
Fully upholstered

Privacy wall on 1½" plinth base with four adjustable non-marring glides
 Standard with welt around wall perimeter
 Shipped assembled

When using a combination of fabrics, specify the application by designating the appropriate letter, shown below, on the purchase order. Yardage shown must be used.

- A) One fabric for seat
yardage: 7.0 yds.
- B) One fabric for wall
yardage: 16.4 yds.
- C) One fabric for back cushion
yardage: 5.75 yds.


See terms and conditions for contrasting upholstery upcharges.

SCS Indoor Advantage™ Gold and LEVEL® 2 certified. See terms and conditions for additional environmental information.

Seat Height	Seat Back Height	W	D	H	Fabric	Leather	Weight	Cubes/Qty
16¾"	30"	94½"	31"	52¾"	27.25 yds	-	316 lbs	126.88/1
416 mm	762 mm	2400 mm	787 mm	1340 mm	24.9 m	-	143.6 kg	3.60 cu

COM	COL	1	2	3	4	5	6	7	8	9	10	11
9417	0	12142	12687	12990	13414	13899	14141	14565	14928	15352	15957	18077

code 2137



Three-seat with attached privacy wall
Standard seat height
Angled wall
Fully upholstered

Privacy wall on 1½" plinth base with four adjustable non-marring glides
 Standard with welt around wall perimeter
 Shipped assembled

When using a combination of fabrics, specify the application by designating the appropriate letter, shown below, on the purchase order. Yardage shown must be used.

- A) One fabric for seat
yardage: 7.0 yds.
- B) One fabric for wall
yardage: 16.4 yds.
- C) One fabric for back cushion
yardage: 5.75 yds.

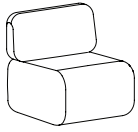
See terms and conditions for contrasting upholstery upcharges.

SCS Indoor Advantage™ Gold and LEVEL® 2 certified. See terms and conditions for additional environmental information.

Seat Height	Seat Back Height	W	D	H	Fabric	Leather	Weight	Cubes/Qty
16¾"	30"	94"	31"	52¾"	27.25 yds	-	316 lbs	126.88/1
416 mm	762 mm	2388 mm	787 mm	1340 mm	24.9 m	-	143.6 kg	3.60 cu

COM	COL	1	2	3	4	5	6	7	8	9	10	11
8662	0	11387	11932	12235	12659	13144	13386	13810	14173	14597	15202	17322

code 2100C



**Conference seat height
Concealed legs
Fully upholstered**

When using a combination of fabrics, specify the application by designating the appropriate letter, shown below, on the purchase order. Yardage shown must be used.

- A) One fabric for seat
yardage: 4.25 yds.
- C) One fabric for back cushion
yardage: 2.5 yds.

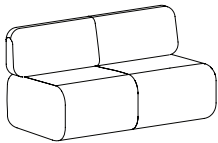
See terms and conditions for contrasting upholstery upcharges.

SCS Indoor Advantage™ Gold and LEVEL® 2 certified. See terms and conditions for additional environmental information.

Seat Height	Arm Height	W	D	H	Fabric	Leather	Weight	Cubes/Qty
18"	-	30"	29½"	29¾"	5.0 yds	-	64 lbs	35.16'/1
457 mm	-	762 mm	749 mm	752 mm	4.6 m	-	29.1 kg	1.0 cu

COM	COL	1	2	3	4	5	6	7	8	9	10	11
2265	0	2765	2865	2921	2999	3088	3132	3210	3277	3354	3465	3854

code 2105C



**Two-seat
Conference seat height
Concealed legs
Fully upholstered**

When using a combination of fabrics, specify the application by designating the appropriate letter, shown below, on the purchase order. Yardage shown must be used.

- A) One fabric for seat
yardage: 7.0 yds.
- C) One fabric for back cushion
yardage: 4.0 yds.

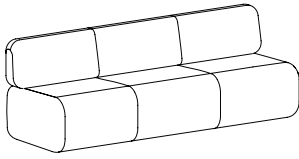
See terms and conditions for contrasting upholstery upcharges.

SCS Indoor Advantage™ Gold and LEVEL® 2 certified. See terms and conditions for additional environmental information.

Seat Height	Seat Back Height	W	D	H	Fabric	Leather	Weight	Cubes/Qty
18"	-	60"	29½"	29¾"	9.0 yds	-	130 lbs	68.33'/1
457 mm	-	1524 mm	749 mm	752 mm	8.2 m	-	59.1 kg	1.93 cu

COM	COL	1	2	3	4	5	6	7	8	9	10	11
3961	0	4861	5041	5141	5281	5441	5521	5661	5781	5921	6121	6821

code 2107C



**Three-seat
Conference seat height
Concealed legs
Fully upholstered**

When using a combination of fabrics, specify the application by designating the appropriate letter, shown below, on the purchase order. Yardage shown must be used.

- A) One fabric for seat
yardage: 8.25 yds.
- C) One fabric for back cushion
yardage: 5.75 yds.

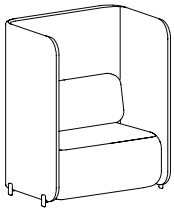
See terms and conditions for contrasting upholstery upcharges.

SCS Indoor Advantage™ Gold and LEVEL® 2 certified. See terms and conditions for additional environmental information.

Seat Height	Seat Back Height	W	D	H	Fabric	Leather	Weight	Cubes/Qty
18"	-	90"	29½"	29¾"	12.25 yds	-	193 lbs	101.65'/1
457 mm	-	2286 mm	749 mm	752 mm	11.2 m	-	87.7 kg	2.88 cu

COM	COL	1	2	3	4	5	6	7	8	9	10	11
4899	0	6124	6369	6506	6696	6914	7023	7213	7377	7567	7839	8792

code 2140C



**Single seat with attached privacy wall
Conference seat height
Standard wall
Polished cast aluminum feet
Fully upholstered**

Privacy wall on 1½" plinth base with four adjustable non-marring glides
Standard with welt around wall perimeter
Shipped assembled

When using a combination of fabrics, specify the application by designating the appropriate letter, shown below, on the purchase order. Yardage shown must be used.

- A) One fabric for seat
yardage: 4.25 yds.
- B) One fabric for wall
yardage: 10.0 yds.
- C) One fabric for back cushion
yardage: 2.5 yds.

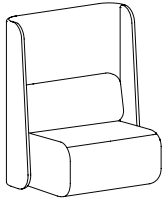
See terms and conditions for contrasting upholstery upcharges.

SCS Indoor Advantage™ Gold and LEVEL® 2 certified. See terms and conditions for additional finish and environmental information.

Seat Height	Seat Back Height	W	D	H	Fabric	Leather	Weight	Cubes/Qty
18½"	32½"	42½"	31"	52¾"	15.1 yds	-	150 lbs	59.21'/1
470 mm	816 mm	1080 mm	787 mm	1340 mm	13.8 m	-	68.2 kg	1.68 cu

COM	COL	1	2	3	4	5	6	7	8	9	10	11
5466	0	6976	7278	7446	7681	7950	8084	8319	8520	8755	9090	10265

code 2130C



Single-seat with attached privacy wall
Conference seat height
Angled wall
Concealed legs
Fully upholstered

Privacy wall on 1½" plinth base with four adjustable non-marring glides
 Standard with welt around wall perimeter
 Shipped assembled

When using a combination of fabrics, specify the application by designating the appropriate letter, shown below, on the purchase order. Yardage shown must be used.

- A) One fabric for seat
yardage: 4.25 yds.
- B) One fabric for wall
yardage: 10.0 yds.
- C) One fabric for back cushion
yardage: 2.5 yds.

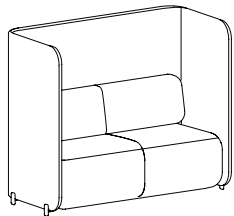
See terms and conditions for contrasting upholstery upcharges.

SCS Indoor Advantage™ Gold and LEVEL® 2 certified. See terms and conditions for additional environmental information.

Seat Height	Seat Back Height	W	D	H	Fabric	Leather	Weight	Cubes/Qty
18½"	32½"	42"	31"	52½"	15.1 yds	-	150 lbs	59.21/1
470 mm	816 mm	1067 mm	787 mm	1340 mm	13.8 m	-	68.2 kg	1.68 cu

COM	COL	1	2	3	4	5	6	7	8	9	10	11
4712	0	6222	6524	6692	6927	7196	7330	7565	7766	8001	8336	9511

code 2145C



Two-seat with attached privacy wall
Conference seat height
Standard Wall
Polished cast aluminum feet
Fully upholstered

Privacy wall on 1½" plinth base with four adjustable non-marring glides
 Standard with welt around wall perimeter
 Shipped assembled

When using a combination of fabrics, specify the application by designating the appropriate letter, shown below, on the purchase order. Yardage shown must be used.

- A) One fabric for seat
yardage: 6.0 yds.
- B) One fabric for wall
yardage: 14.0 yds.
- C) One fabric for back cushion
yardage: 4.0 yds.

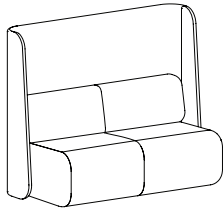
See terms and conditions for contrasting upholstery upcharges.

SCS Indoor Advantage™ Gold and LEVEL® 2 certified. See terms and conditions for additional environmental information.

Seat Height	Seat Back Height	W	D	H	Fabric	Leather	Weight	Cubes/Qty
18½"	32½"	64½"	31"	52½"	20.8 yds	-	246 lbs	88.21/1
470 mm	816 mm	1638 mm	787 mm	1340 mm	19.0 m	-	111.6 kg	2.50 cu

COM	COL	1	2	3	4	5	6	7	8	9	10	11
6968	0	9048	9464	9696	10019	10389	10574	10897	11175	11498	11960	13578

code 2135C



Two-seat with attached privacy wall
Conference seat height
Angled wall
Concealed legs
Fully upholstered

Privacy wall on 1½" plinth base with four adjustable non-marring glides
 Standard with welt around wall perimeter
 Shipped assembled

When using a combination of fabrics, specify the application by designating the appropriate letter, shown below, on the purchase order. Yardage shown must be used.

- A) One fabric for seat
yardage: 6.0 yds.
- B) One fabric for wall
yardage: 14.0 yds.
- C) One fabric for back cushion
yardage: 4.0 yds.

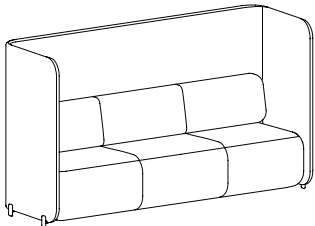
See terms and conditions for contrasting upholstery upcharges.

SCS Indoor Advantage™ Gold and LEVEL® 2 certified. See terms and conditions for additional environmental information.

Seat Height	Seat Back Height	W	D	H	Fabric	Leather	Weight	Cubes/Qty
18½"	32½"	64	31"	52½"	20.8 yds	-	246 lbs	88.21/1
470 mm	816 mm	1638 mm	787 mm	1340 mm	19.0 m	-	111.6 kg	2.50 cu

COM	COL	1	2	3	4	5	6	7	8	9	10	11
6216	0	8296	8712	8944	9267	9637	9822	10145	10423	10746	11208	12826

code 2147C



Three-seat with attached privacy wall
Conference Seat height
Standard wall
Polished cast aluminum feet
Fully upholstered

Privacy wall on 1½" plinth base with four adjustable non-marring glides
 Standard with welt around wall perimeter
 Shipped assembled

When using a combination of fabrics, specify the application by designating the appropriate letter, shown below, on the purchase order. Yardage shown must be used.

- A) One fabric for seat
yardage: 7.0 yds.
- B) One fabric for wall
yardage: 16.4 yds.
- C) One fabric for back cushion
yardage: 5.75 yds.


See terms and conditions for contrasting upholstery upcharges.

SCS Indoor Advantage™ Gold and LEVEL® 2 certified. See terms and conditions for additional environmental information.

Seat Height	Seat Back Height	W	D	H	Fabric	Leather	Weight	Cubes/Qty
18½"	32½"	94½"	31"	52½"	27.25 yds	-	316 lbs	126.88/1
470 mm	816 mm	2400 mm	787 mm	1340 mm	24.9 m	-	143.6 kg	3.60 cu

COM	COL	1	2	3	4	5	6	7	8	9	10	11
9417	0	12142	12687	12990	13414	13899	14141	14565	14928	15352	15957	18077

code 2137C



Three-seat with attached privacy wall
Conference seat height
Angled wall
Concealed legs
Fully upholstered

Privacy wall on 1½" plinth base with four adjustable non-marring glides
 Standard with welt around wall perimeter
 Shipped assembled

When using a combination of fabrics, specify the application by designating the appropriate letter, shown below, on the purchase order. Yardage shown must be used.

- A) One fabric for seat
yardage: 7.0 yds.
- B) One fabric for wall
yardage: 16.4 yds.
- C) One fabric for back cushion
yardage: 5.75 yds.

See terms and conditions for contrasting upholstery upcharges.

SCS Indoor Advantage™ Gold and LEVEL® 2 certified. See terms and conditions for additional environmental information.

Seat Height	Seat Back Height	W	D	H	Fabric	Leather	Weight	Cubes/Qty
18½"	32½"	94"	31"	52½"	27.25 yds	-	316 lbs	126.88/1
470 mm	816 mm	2388 mm	787 mm	1340 mm	24.9 m	-	143.6 kg	3.60 cu

COM	COL	1	2	3	4	5	6	7	8	9	10	11
8662	0	11387	11932	12235	12659	13144	13386	13810	14173	14597	15202	17322

code modular privacy lounge

2160 - 2197 Code Modular Privacy Lounge

Code Modular Privacy Lounge: A system of modular units which can be combined to create expanded sofas, U-Shaped and L-Shaped configurations.

For complete information reference Code Modular Privacy Lounge in the lounge modular section of the price list.

cp.1 6501/6501B



Loop stitch cording
Upholstered

6501 Polished stainless steel base
6501B Brushed stainless steel base

A loop stitch cording traces the perimeter of the chair. Contrasting thread options are available. For thread color options reference CP.1/ Stitching on bernhardt.com.

All Bernhardt Textiles leathers are suitable for application on this product. Firm, non-flexible leathers are not recommended. Available in leather, coated fabrics, suede, or felt only.

SCS Indoor Advantage™ Gold and LEVEL® 1 certified. See terms and conditions for additional environmental information.

Seat Height	Arm Height	W	D	H	Fabric	Leather	Weight	Cubes/Qty
16¾"	-	27"	33¼"	28½"	3.7 yds	50.0'	45 lbs	21.82/1
416 mm	-	686 mm	845 mm	724 mm	3.4 m	4.6 sqm	20.4 kg	.62 cu

COM	COL	1	2	6	7
3917	3991	4287	4361	4559	4616

cp.1 6501K



Matte black powder coat base
Loop stitch cording
Upholstered

A loop stitch cording traces the perimeter of the chair. Contrasting thread options are available. For thread color options reference CP.1/ Stitching on bernhardtdesign.com.

All Bernhardt Textiles leathers are suitable for application on this product. Firm, non-flexible leathers are not recommended. Available in leather, coated fabrics, suede or felt only.

SCS Indoor Advantage™ Gold and LEVEL® 1 certified. See terms and conditions for additional environmental information.

Seat Height	Arm Height	W	D	H	Fabric	Leather	Weight	Cubes/Qty
16½"		27"	33¼"	28½"	3.7 yds	50.0'	45 lbs	21.82'/1
416 mm		686 mm	845 mm	724 mm	3.4 m	4.6 sqm	20.4 kg	.62 cu

COM	COL	1	2	6	7
4268	4342	4638	4712	4910	4967

cp.2 6502/6502B



Upholstered
6502 Polished stainless steel base
6502B Brushed stainless steel base

Small horizontal or two-way patterns are not recommended.

SCS Indoor Advantage™ Gold and LEVEL® 1 certified. See terms and condition for additional environmental information.

Seat Height	Arm Height	W	D	H	Fabric	Leather	Weight	Cubes/Qty
16"	-	26½"	33⅝"	28¾"	3.75 yds	50.0'	45 lbs	21.82'/1
6 mm	-	673 mm	841 mm	730 mm	3.4 m	4.6 sqm	20.4 kg	.62 cu

COM	COL	1	2	3	4	5	6	7	8	9	10	11
2890	2965	3265	3340	3382	3440	3507	3540	3599	3649	3707	3790	4082

cp.2 6502K



Matte black powder coat base
Upholstered

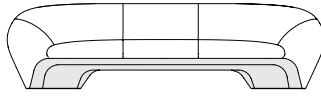
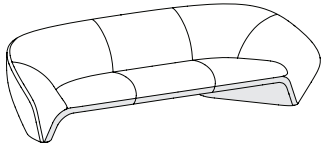
Small horizontal or two-way patterns are not recommended.

SCS Indoor Advantage™ Gold and LEVEL® 1 certified. See terms and condition for additional environmental information.

Seat Height	Arm Height	W	D	H	Fabric	Leather	Weight	Cubes/Qty
16"	-	26½"	33⅝"	28¾"	3.75 yds	50.0'	45 lbs	21.82'/1
6 mm	-	673 mm	841 mm	730 mm	3.4 m	4.6 sqm	20.4 kg	.62 cu

COM	COL	1	2	3	4	5	6	7	8	9	10	11
3241	3316	3616	3691	3733	3791	3858	3891	3950	4000	4058	4141	4433

crews 1098



Gray area indicates base

Solid walnut base
Available in LV8 finish only
Upholstered

Inside seat width: " , Inside seat depth ": Inside arm height: "

When using a combination of fabrics or leathers, specify the application by designating the appropriate letter, shown below, on the purchase order. Yardage shown must be used.

- A) One fabric or leather for seat
 yardage: 5.0 yds. leather: 81.0 sq. ft.
- B) One fabric or leather for inside and outside back
 yardage: 7.5 yds. leather: 121.5 sq. ft.

See terms and conditions for contrasting upholstery upcharges.

SCS Indoor Advantage™ Gold and Level® 2 certified. See terms and conditions for additional environmental information.

Seat Height	Arm Height	W	D	H	Fabric	Leather	Weight	Cubes/Qty
16 $\frac{7}{8}$ "	0"	106 $\frac{1}{4}$ "	38 $\frac{3}{4}$ "	28 $\frac{3}{4}$ "	0 yards	227.0'	385.0 lbs	0.0'/1
429 mm	mm	2699 mm	984 mm	730 mm	0 m	0.0 sqm	0.0 kg	.0 cu.

COM	COL	1	2	3	4	5	6	7	8	9	10	11
19700	19940	20900	21140	21274	21460	21674	21780	21967	22127	22314	22580	23514

cycle 5612



Stationary chair
Fully upholstered
Non-marring glides

Inside seat width: 19 $\frac{1}{2}$ " , Inside seat depth: 21 $\frac{1}{2}$ "

When using a combination of fabrics or leathers, specify the application by designating the appropriate letter, shown below, on the purchase order. Yardage shown must be used.

- A) One fabric or leather for seat and back
 yardage: 4.5 yds. leather: 72.9 sq. ft.
- B) One fabric or leather for welt
 yardage: 1.0 yds. leather: 16.0 sq. ft.

See terms and conditions for contrasting upholstery upcharges.

Seat Height	Arm Height	W	D	H	Fabric	Leather	Weight	Cubes/Qty
18 $\frac{1}{2}$	n/a	31 $\frac{1}{2}$	28 $\frac{3}{4}$	31 $\frac{1}{4}$	5.0 yds.	80.0'	56.0 lbs	22.68'/1
470 mm	n/a	803 mm	718 mm	806 mm	4.6 m	7.4 sqm	25.4 kg	.64 cu.

COM	COL	1	2	3	4	5	6	7	8	9	10	11
2200	2300	2700	2800	2856	2934	3023	3067	3145	3212	3289	3400	3789

cycle 5614



**Mobile chair with handle
Fully upholstered**

Free-wheel swivel casters

Inside seat width: 19½" , Inside seat depth: 21½"

When using a combination of fabrics or leathers, specify the application by designating the appropriate letter, shown below, on the purchase order. Yardage shown must be used.

- A) One fabric or leather for seat and back
yardage: 4.5 yds. leather: 72.9 sq. ft.
- B) One fabric or leather for welt
yardage: 1.0 yds. leather: 16.0 sq. ft.
- C) One fabric or leather for handle
yardage: 1.0 yds. leather: 16.0 sq. ft.

See terms and conditions for contrasting upholstery upcharges.

Seat Height	Arm Height	W	D	H	Fabric	Leather	Weight	Cubes/Qty
18½	n/a	31½	28¼	31¼	5.0 yds.	80.0'	60.0 lbs	22.68'/1
470 mm	n/a	803 mm	718 mm	806 mm	4.6 m	7.4 sqm	27.2 kg	.64 cu.

COM	COL	1	2	3	4	5	6	7	8	9	10	11
2500	2600	3000	3100	3156	3234	3323	3367	3445	3512	3589	3700	4089

cycle 5613



**Mobile chair with handle
Fully upholstered**

Four weight-activated self-locking casters

Inside seat width: 19½" , Inside seat depth: 21½"

When using a combination of fabrics or leathers, specify the application by designating the appropriate letter, shown below, on the purchase order. Yardage shown must be used.

- A) One fabric or leather for seat and back
yardage: 4.5 yds. leather: 72.9 sq. ft.
- B) One fabric or leather for welt
yardage: 1.0 yds. leather: 16.0 sq. ft.
- C) One fabric or leather for handle
yardage: 1.0 yds. leather: 16.0 sq. ft.

See terms and conditions for contrasting upholstery upcharges.

Seat Height	Arm Height	W	D	H	Fabric	Leather	Weight	Cubes/Qty
18.5	n/a	31.625	28.25	31.75	5.0 yds.	80.0'	60.0 lbs	22.68'/1
470 mm	n/a	803 mm	718 mm	806 mm	4.6 m	7.4 sqm	27.2 kg	.64 cu.

COM	COL	1	2	3	4	5	6	7	8	9	10	11
2500	2600	3000	3100	3156	3234	3323	3367	3445	3512	3589	3700	4089

deneuve 6190A



**Self-return swivel
Ash veneer molded seat shell
4-star polished stainless steel or powder coat base
Upholstered**

Inside seat width: 20", Inside seat depth: 22"

Available only in Ash M71 finish. Light finishes show the natural characteristics of the wood and color will vary.

When using a combination of fabrics or leathers, specify the application by designating the appropriate letter, shown below, on the purchase order. Yardage shown must be used.

- A) One fabric or leather for seat cushion
yardage: 1.5 yds. leather: 25.0 sq. ft.
- B) One fabric or leather for inside and outside shell
yardage: 5.25 yds. leather: 87 sq. ft.

See terms and conditions for contrasting upholstery upcharges.

SCS Indoor Advantage™ Gold and LEVEL® 2 certified. See terms and conditions for additional environmental information.

Seat Height	Arm Height	W	D	H	Fabric	Leather	Weight	Cubes/Qty
16¾"	6"	35¾"	35½"	37½"	4.5 yds	73.0'	109 lbs	36.09/1
425 mm	152 mm	908 mm	902 mm	953 mm	4.11 m	6.8 sqm	49.44 kg.	1.02 cu

COM	COL	1	2	3	4	5	6	7	8	9	10	11
4200	4290	4650	4740	4790	4860	4940	4980	5050	5110	5180	5280	5630

sku

6	1	9	0	A								

powder coat finish

- PA** polished aluminum standard, OR
- specify powder coat, upcharge \$100
- WH** satin white **LA** latte **IG** iron grey **BK** matte black
- AL** matte aluminum **GR** graphite **SG** sage green
- EC** ecru **BZ** bronze **RD** black red

deneuve 6190W



Self-return swivel
Walnut veneer molded seat shell
4-star polished stainless steel or powder coat base
Upholstered

Inside seat width: 20", Inside seat depth: 22"

Available only in Walnut LV8 finish. Light finishes show the natural characteristics of the wood and color will vary.

When using a combination of fabrics or leathers, specify the application by designating the appropriate letter, shown below, on the purchase order. Yardage shown must be used.

- A) One fabric or leather for seat cushion
 yardage: 1.5 yds. leather: 25.0 sq. ft.
- B) One fabric or leather for inside and outside shell
 yardage: 5.25 yds. leather: 87 sq. ft.

See terms and conditions for contrasting upholstery upcharges.

SCS Indoor Advantage™ Gold and LEVEL® 2 certified. See terms and conditions for additional environmental information.

Seat Height	Arm Height	W	D	H	Fabric	Leather	Weight	Cubes/Qty
16¾"	6"	35¾"	35½"	37½"	4.5 yds	73.0'	109 lbs	36.09/1
425 mm	152 mm	908 mm	902 mm	953 mm	4.11 m	6.8 sqm	49.44 kg.	1.02 cu

COM	COL	1	2	3	4	5	6	7	8	9	10	11
4350	4440	4800	4890	4940	5010	5090	5130	5200	5260	5330	5430	5780

sku

6	1	9	0	W									

powder coat finish

PA polished aluminum standard, OR			
specify powder coat, upcharge \$100			
WH satin white	LA latte	IG iron grey	BK matte black
AL matte aluminum	GR graphite	SG sage green	
EC ecru	BZ bronze	RD black red	

diego 5682/5682C



**Mobile chair with tab pull
Fully upholstered**

- 5682** Weight-activated, self-Locking casters
- 5682C** Standard casters

Standard with welt

When using a combination of fabrics or leathers, specify the application by designating the appropriate letter, shown below, on the purchase order. Yardage shown must be used.

- A) One fabric or leather for inside seat and back panels
yardage: 2.25 yds. leather: 40.0 sq. ft.
- B) One fabric or leather for outside back and base panels
yardage: 3.25 yds. leather: 60.0 sq. ft.
- C) One fabric or leather for welt
yardage: 1.5 yds. leather: 10.0 sq. ft.
- D) One fabric for 1-20 tab pulls or one leather for 1-15 tab pulls
yardage: 0.5 yds. leather: 10.0 sq. ft.

Thin leather and thin coated fabrics are not suitable for application on this product.

See terms and conditions for contrasting upholstery and welt upcharges.

SCS Indoor Advantage™ Gold and LEVEL® 2 certified. See terms and conditions for additional environmental information.

Seat Height	Arm Height	W	D	H	Fabric	Leather	Weight	Cubes/Qty
16 ¹ / ₈ "	-	32 ¹ / ₄ "	31 ¹ / ₈ "	30 ¹ / ₂ "	5.5 yds	100.0'	83 lbs	36.09/1
406 mm	-	819 mm	810 mm	775 mm	5.0 m	9.29 sqm	37.6 kg	1.04 cu

COM	COL	1	2	3	4	5	6	7	8	9	10	11
3927	4037	4477	4587	4649	4734	4832	4881	4966	5040	5125	5247	5675

diego 5683



**Stationary chair
Fully upholstered**

Standard with welt
Non-marring glides

When using a combination of fabrics or leathers, specify the application by designating the appropriate letter, shown below, on the purchase order. Yardage shown must be used.

- A) One fabric or leather for inside seat and back panels
yardage: 2.25 yds. leather: 40.0 sq. ft.
- B) One fabric or leather for outside back and base panels
yardage: 3.25 yds. leather: 60.0 sq. ft.
- C) One fabric or leather for welt
yardage: 1.5 yds. leather: 10.0 sq. ft.

Thin leather and thin coated fabrics are not suitable for application on this product.

See terms and conditions for contrasting upholstery and welt upcharges.

SCS Indoor Advantage™ Gold and LEVEL® 2 certified. See terms and conditions for additional environmental information.

Seat Height	Arm Height	W	D	H	Fabric	Leather	Weight	Cubes/Qty
16 ¹ / ₈ "	-	32 ¹ / ₄ "	31 ¹ / ₈ "	30 ¹ / ₂ "	5.5 yds	100.0'	83 lbs	36.09/1
406 mm	-	819 mm	810 mm	775 mm	5.0 m	9.29 sqm	37.6 kg	1.04 cu

COM	COL	1	2	3	4	5	6	7	8	9	10	11
3585	3695	4135	4245	4307	4392	4490	4539	4624	4698	4783	4905	5333

elio 4862



**Stationary
Fully upholstered**

Non-marring glides
Flange detail around front arm

Inside seat depth: 18½", Inside seat width: 24¼", Seat height at center: 17"

When using a combination of fabrics or leathers, specify the application by designating the appropriate letter, shown below, on the purchase order. Yardage shown must be used.

- A) One fabric or leather for seat
yardage: 3.0 yds. leather: 50 sq.ft.
- B) One fabric or leather for outside back and arm
yardage: 3.25 yds. leather: 53 sq. ft.
- C) One fabric or leather for pillow
yardage: 1.75 yds. leather: 29 sq. ft.

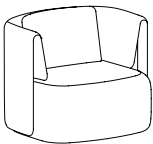
See terms and conditions for contrasting upholstery upcharges.

SCS Indoor Advantage™ Gold and LEVEL® 2 certified. See terms and conditions for additional environmental information.

Seat Height	Arm Height	W	D	H	Fabric	Leather	Weight	Cubes/Qty
16¾"	28½"	35¼"	31"	29½"	8.0 yds	132.0'	110 lbs	36.09/1
425 mm	724 mm	895 mm	787 mm	749 mm	7.3 m	12.3 sqm	49.9 kg	1.02 cu

COM	COL	1	2	3	4	5	6	7	8	9	10	11
4026	4186	4826	4986	5075	5200	5342	5413	5538	5644	5769	5946	6569

elio 4864



**Self-return swivel
Fully upholstered**

Flange detail around front arm

Inside seat depth: 18½", Inside seat width: 24¼", Seat height at center: 17"

When using a combination of fabrics or leathers, specify the application by designating the appropriate letter, shown below, on the purchase order. Yardage shown must be used.

- A) One fabric or leather for seat
yardage: 3.5 yds. leather: 57 sq. ft.
- B) One fabric or leather for outside back and arm
yardage: 3.25 yds. leather: 53 sq. ft.
- C) One fabric or leather for pillow
yardage: 1.75 yds. leather: 29 sq. ft.

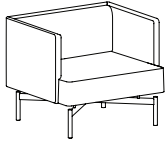
See terms and conditions for contrasting upholstery upcharges.

SCS Indoor Advantage™ Gold and LEVEL® 2 certified. See terms and conditions for additional environmental information.

Seat Height	Arm Height	W	D	H	Fabric	Leather	Weight	Cubes/Qty
16¾"	28½"	35¼"	31"	29½"	8.0 yds	132.0'	122 lbs	36.09/1
425 mm	724 mm	895 mm	787 mm	749 mm	7.3 m	12.3 sqm	55.5 kg	1.02 cu

COM	COL	1	2	3	4	5	6	7	8	9	10	11
4404	4564	5204	5364	5453	5578	5720	5791	5916	6022	6147	6324	6947

finale 6510L/6510BL



Upholstered

6510L Polished stainless steel base
6510BL Brushed stainless steel base

A loop stitch cording traces the perimeter of the chair. Contrasting thread options are available. For thread color options reference Finale/Stitching on bernhardtdesign.com.

When using a combination of fabrics or leathers, specify the application by designating the appropriate letter, shown below, on the purchase order. Yardage shown must be used.

- A) One fabric, leather, suede or felt for inside back, inside arms, seat and front panel.
 yardage: 4.0 yds. leather: 65.0 sq. ft.
- B) One fabric, leather, suede or felt for shell.
 yardage: 2.0 yds. leather: 35.0 sq. ft.

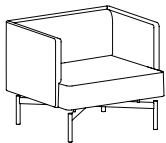
See terms and conditions for contrasting upholstery upcharges.

SCS Indoor Advantage™ Gold and LEVEL® 2 certified. See terms and condition for additional environmental information.

Seat Height	Arm Height	W	D	H	Fabric	Leather	Weight	Cubes/Qty
16½"	27½"	32¾"	28¼"	27½"	6.0 yds	100.0'	92 lbs	36.08'/1
419 mm	699 mm	829 mm	718 mm	699 m	5.5 m	9.3 sqm	41.7 kg	1.02 cu

COM	COL	1	2	3	4	5	6	7	8	9	10	11
3518	3638	4118	4238	4305	4398	4505	4558	4652	4732	4825	4958	5425

finale 6510KL



Matte black powder coat base
Upholstered

A loop stitch cording traces the perimeter of the chair. Contrasting thread options are available. For thread color options reference Finale/Stitching on bernhardtdesign.com.

When using a combination of fabrics or leathers, specify the application by designating the appropriate letter, shown below, on the purchase order. Yardage shown must be used.

- A) One fabric, leather, suede, or felt for inside back, inside arms, seat and front panel.
 yardage: 4.0 yds. leather: 65.0 sq. ft.
- B) One fabric, leather, suede, or felt for shell.
 yardage: 2.0 yds. leather: 35.0 sq. ft.

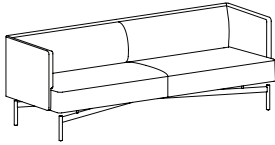
See terms and conditions for contrasting upholstery upcharges.

SCS Indoor Advantage™ Gold and LEVEL® 2 certified. See terms and condition for additional environmental information.

Seat Height	Arm Height	W	D	H	Fabric	Leather	Weight	Cubes/Qty
16½"	27½"	32¾"	28¼"	27½"	6.0 yds	100.0'	92 lbs	36.08'/1
419 mm	699 mm	829 mm	718 mm	699 m	5.5 m	9.3 sqm	41.7 kg	1.02 cu

COM	COL	1	2	3	4	5	6	7	8	9	10	11
3868	3988	4468	4588	4655	4748	4855	4908	5002	5082	5175	5308	5775

finale 6517L/6517BL



Three-seat Upholstered

6517L Polished stainless steel base
6517BL Brushed stainless steel base

A loop stitch cording traces the perimeter of the chair. Contrasting thread options are available. For thread color options reference Finale/Stitching on bernhardtdesign.com.

When using a combination of fabrics or leathers, specify the application by designating the appropriate letter, shown below, on the purchase order. Yardage shown must be used.

- A) One fabric, leather, suede, or felt for inside back, inside arms, seat and front panel.
 yardage: 6.25 yds. leather: 105.0 sq. ft.
- B) One fabric, leather, suede, or felt for shell.
 yardage: 4.0 yds. leather: 65.0 sq. ft.

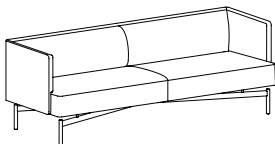
See terms and conditions for contrasting upholstery upcharges.

SCS Indoor Advantage™ Gold and LEVEL® 2 certified. See terms and condition for additional environmental information.

Seat Height	Arm Height	W	D	H	Fabric	Leather	Weight	Cubes/Qty
16½"	27½"	80"	28¼"	27½"	10.25 yds	150.0'	190 lbs	80.67/1
419 mm	699 mm	2032 mm	718 mm	699 m	9.4 m	14.0 sqm	86.2 kg	2.28 cu

COM	COL	1	2	3	4	5	6	7	8	9	10	11
6153	6358	7178	7383	7497	7657	7839	7930	8090	8226	8386	8613	9411

finale 6517KL



Three-seat Upholstered
Matte black powder coat base

A loop stitch cording traces the perimeter of the chair. Contrasting thread options are available. For thread color options reference Finale/Stitching on bernhardtdesign.com.

When using a combination of fabrics or leathers, specify the application by designating the appropriate letter, shown below, on the purchase order. Yardage shown must be used.

Chair interior back pads, arm pads, and seat are available in any approved COM, COL or Bernhardt Textiles.

- A) One fabric, leather, suede, or felt for inside back, inside arms, seat and front panel.
 yardage: 6.25 yds. leather: 105.0 sq. ft.

Sofa shell is available in any approved COM, COL or Bernhardt Textiles

- B) One fabric, leather, suede, or felt for shell.
 yardage: 4.0 yds. leather: 65.0 sq. ft.

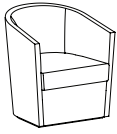
See terms and conditions for contrasting upholstery upcharges.

SCS Indoor Advantage™ Gold and LEVEL® 2 certified. See terms and condition for additional environmental information.

Seat Height	Arm Height	W	D	H	Fabric	Leather	Weight	Cubes/Qty
16½"	27½"	80"	28¼"	27½"	10.25 yds	150.0'	190 lbs	80.67/1
419 mm	699 mm	2032 mm	718 mm	699 m	9.4 m	14.0 sqm	86.2 kg	2.28 cu

COM	COL	1	2	3	4	5	6	7	8	9	10	11
6677	6882	7702	7907	8021	8181	8363	8454	8614	8750	8910	9137	9935

glasgow 6492



**Stationary chair
Fully upholstered**

When using a combination of fabrics or leathers, specify the application by designating the appropriate letter, shown below, on the purchase order. Yardage shown must be used.

- A) One fabric or leather for seat
yardage: 1.0 yds. leather: 32.4 sq. ft.
- B) One fabric or leather for inside and outside back, sides, inside arms and front panel
yardage: 4.25 yds. leather: 56.7 sq. ft.

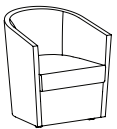
See terms and conditions for contrasting upholstery upcharges.

SCS Indoor Advantage™ Gold and LEVEL® 2 certified. See terms and conditions for additional environmental information.

Seat Height	Arm Height	W	D	H	Fabric	Leather	Weight	Cubes/Qty
17½"	25½"	27½"	25½"	30½"	5.0 yds	75.0'	65 lbs	22.69/1
435 mm	648 mm	695 mm	651 mm	765 mm	4.6 m	7.0 sqm	29.5 kg	.64 cu

COM	COL	1	2	3	4	5	6	7	8	9	10	11
2554	2654	3054	3154	3210	3288	3377	3421	3499	3566	3643	3754	4143

glasgow 6493



**Chair with casters
Fully upholstered**

When using a combination of fabrics or leathers, specify the application by designating the appropriate letter, shown below, on the purchase order. Yardage shown must be used.

- A) One fabric or leather for seat
yardage: 1.0 yds. leather: 32.4 sq. ft.
- B) One fabric or leather for inside and outside back, sides, inside arms and front panel
yardage: 4.25 yds. leather: 56.7 sq. ft.

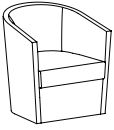
See terms and conditions for contrasting upholstery upcharges.

SCS Indoor Advantage™ Gold and LEVEL® 2 certified. See terms and conditions for additional environmental information.

Seat Height	Arm Height	W	D	H	Fabric	Leather	Weight	Cubes/Qty
17½"	25½"	27½"	25½"	30½"	5.0 yds	75.0'	65 lbs	22.69/1
435 mm	648 mm	695 mm	651 mm	765 mm	4.6 m	7.0 sqm	29.5 kg	.64 cu

COM	COL	1	2	3	4	5	6	7	8	9	10	11
2726	2826	3226	3326	3382	3460	3549	3593	3671	3738	3815	3926	4315

glasgow 6494



**Self-return swivel
Fully upholstered**

When using a combination of fabrics or leathers, specify the application by designating the appropriate letter, shown below, on the purchase order. Yardage shown must be used.

- A) One fabric or leather for seat
yardage: 1.0 yds. leather: 32.4 sq. ft.
- B) One fabric or leather for inside and outside back, sides, inside arms and front panel
yardage: 4.25 yds. leather: 56.7 sq. ft.

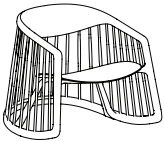
See terms and conditions for contrasting upholstery upcharges.

SCS Indoor Advantage™ Gold and LEVEL® 2 certified. See terms and conditions for additional environmental information.

Seat Height	Arm Height	W	D	H	Fabric	Leather	Weight	Cubes/Qty
17½"	25½"	27½"	25½"	30½"	5.0 yds	75.0'	71 lbs	22.69/1
435 mm	648 mm	695 mm	651 mm	765 mm	4.6 m	7.0 sqm	32.2 kg	.64 cu

COM	COL	1	2	3	4	5	6	7	8	9	10	11
2994	3094	3494	3594	3650	3728	3817	3861	3939	4006	4083	4194	4583

harper 1889



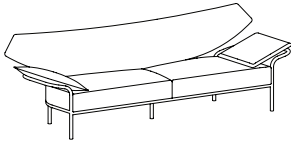
Cherry frame with maple tapered spindles

Available in a natural clear coat finish only
Flange stitched seat pad
Available in leather or suede only

Seat Height	Arm Height	W	D	H	Fabric	Leather	Weight	Cubes/Qty
15¾"	24½"	29"	31¾"	27"	-	12.5'	47 lbs	36.09/1
400 mm	622 mm	737 mm	806 mm	686 mm	-	1.2 sqm	21.3 kg	1.04 cu

COL
5629

ibis 1095/1095K



**Two-seat
1" tubular stainless steel frame
Upholstered**

**1095 Polished stainless steel base
1095K Matte black powder coat base**

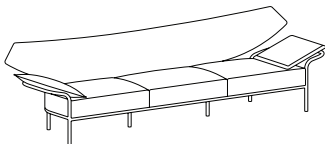
Attached pillows
Saddle stitch detail on seat back
Two inner support legs

SCS Indoor Advantage™ Gold and LEVEL® 2 certified. See terms and conditions for additional environmental information.

Seat Height	Arm Height	W	D	H	Fabric	Leather	Weight	Cubes/Qty
16"	22¼"	92"	26½"	31"	8.0 yds	130.0'	200 lbs	97.96'/1
406 mm	565 mm	2337 mm	673 mm	787 mm	7.3 m	12.1 sqm	90.7 kg	2.78 cu

COM	COL	1	2	3	4	5	6	7	8	9	10	11
8528	8688	9328	9488	9577	9702	9844	9915	10040	10146	10271	10448	11071

ibis 1097/1097K



**Three-seat
1" tubular stainless steel frame
Upholstered**

**1097 Polished stainless steel base
1097K Matte black powder coat base**

Attached pillows
Saddle stitch detail on seat back
Two inner support legs

SCS Indoor Advantage™ Gold and LEVEL® 2 certified. See terms and conditions for additional environmental information.

Seat Height	Arm Height	W	D	H	Fabric	Leather	Weight	Cubes/Qty
16"	22¼"	108"	26½"	31"	9.0 yds	145.0'	210 lbs	101.65'/1
406 mm	565 mm	2743 mm	673 mm	787 mm	8.2 m	13.47 sqm	95.3 kg	2.88 cu

COM	COL	1	2	3	4	5	6	7	8	9	10	11
11087	11267	11987	12167	12267	12407	12567	12647	12787	12907	13047	13247	13947

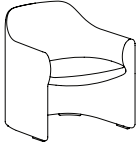
item modular lounge

5900L - 5905 Item Modular Lounge

Item: A modular seating collection that creates free designs that twist, rise and fall creating a final assembly sculptured from both the plan and elevation views. Item is offered in 10 different modules that range in shape and heights.

For complete information reference Item in the lounge/modular section of the price list.

jackson 4680



**Stationary chair
Fully upholstered**

Non-marring glides
Standard with welt around perimeter

Inside seat width: 22¼", Inside seat depth: 21¼", Inside arm height: 6½"

When using a combination of fabrics or leathers, specify the application by designating the appropriate letter, shown below, on the purchase order. Yardage shown must be used.

- A) One fabric or leather for seat
yardage: 1.5 yds. leather: 25.0 sq. ft.
- B) One fabric or leather for inside back
yardage: 2.5 yds. leather: 41.0 sq. ft.
- C) One fabric or leather for outside back
yardage: 2.5 yds. leather: 41.0 sq. ft.
- D) One fabric or leather for welt
yardage: 1.0 yds. leather: 18.0 sq. ft.

See terms and conditions for contrasting upholstery and welt upcharges.

SCS Indoor Advantage™ Gold and LEVEL® 2 certified. See terms and conditions for additional environmental information.

Seat Height	Arm Height	W	D	H	Fabric	Leather	Weight	Cubes/Qty
18"	24¾"	29½"	27¼"	30¾"	6 yds	108.0'	80.0 lbs	36.09/1
458 mm	629 mm	750 mm	693 mm	772 mm	5.5 m	10.0 sqm	36.3 kg	1.03 cu

COM	COL	1	2	3	4	5	6	7	8	9	10	11
2599	2719	3199	3319	3386	3479	3586	3639	3733	3813	3906	4039	4506

jackson 4680 left hand tablet



**Stationary chair with left hand tablet
Fully upholstered**

Non-marring glides
Standard with welt around the perimeter
Tablet available in select laminate finishes

Inside seat width: 22¼", Inside seat depth: 21¼", Inside arm height: 6½", Tablet height from floor: 26¾"

Oblong tablet 10¼"w x 15"d x ¾" thick. 360° rotation around center of arm. Tablet is designed for light weight use and is not recommended for high use areas. Dimensions include tablet arm in user position. Maximum rotation dimensions: 34"d, 35½"w.

When using a combination of fabrics or leathers, specify the application by designating the appropriate letter, shown below, on the purchase order. Yardage shown must be used.

- A) One fabric or leather for seat
yardage: 1.5 yds. leather: 25.0 sq. ft.
- B) One fabric or leather for inside back
yardage: 2.5 yds. leather: 41.0 sq. ft.
- C) One fabric or leather for outside back
yardage: 2.5 yds. leather: 41.0 sq. ft.
- D) One fabric or leather for welt
yardage: 1.0 yds. leather: 18.0 sq. ft.

See terms and conditions for contrasting upholstery and welt upcharges.

SCS Indoor Advantage™ Gold and LEVEL® 2 certified. See terms and conditions for additional environmental information.

Seat Height	Arm Height	W	D	H	Fabric	Leather	Weight	Cubes/Qty
18"	24¾"	32½"	27¼"	30¾"	6 yds	108.0'	80.0 lbs	36.09/1
458 mm	629 mm	750 mm	693 mm	772 mm	5.5 m	10.0 sqm	36.3 kg	1.03 cu

COM	COL	1	2	3	4	5	6	7	8	9	10	11
3119	3239	3719	3839	3906	3999	4106	4159	4253	4333	4426	4559	5026

sku

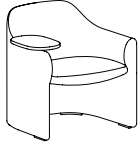
4	6	8	0	L								

laminate finish

- WH** #671 designer white laminate, wilsonart D354-60 matte finish
- RC** #685 raw chestnut laminate, wilsonart 7975k-12 soft grain finish
- WT** #680 walnut heights laminate, wilsonart 7965k-12 soft grain finish

--	--

jackson 4680 right hand tablet **Stationary chair with right hand tablet**
Fully upholstered



Non-marring glides
 Standard with welt around the perimeter
 Tablet available in select laminate finishes

Inside seat width: 22¼", Inside seat depth: 21¼", Inside arm height: 6½", Tablet height from floor: 26¾"

Oblong tablet 10¼"w x 15"d x¾" thick. 360° rotation around center of arm. Tablet is designed for light weight use and is not recommended for high use areas. Dimensions include tablet arm in user position. Maximum rotation dimensions: 34"d, 35½"w.

When using a combination of fabrics or leathers, specify the application by designating the appropriate letter, shown below, on the purchase order. Yardage shown must be used.

- A) One fabric or leather for seat
 yardage: 1.5 yds. leather: 25.0 sq. ft.
- B) One fabric or leather for inside back
 yardage: 2.5 yds. leather: 41.0 sq. ft.
- C) One fabric or leather for outside back
 yardage: 2.5 yds. leather: 41.0 sq. ft.
- D) One fabric or leather for welt
 yardage: 1.0 yds. leather: 18.0 sq. ft.

See terms and conditions for contrasting upholstery and welt upcharges.

SCS Indoor Advantage™ Gold and LEVEL® 2 certified. See terms and conditions for additional environmental information.

Seat Height	Arm Height	W	D	H	Fabric	Leather	Weight	Cubes/Qty
18"	24¾"	32¾"	27¼"	30¾"	6 yds	108.0'	80.0 lbs	36.09'/1
458 mm	629 mm	750 mm	693 mm	772 mm	5.5 m	10.0 sqm	36.3 kg	1.03 cu

COM	COL	1	2	3	4	5	6	7	8	9	10	11
3119	3239	3719	3839	3906	3999	4106	4159	4253	4333	4426	4559	5026

sku

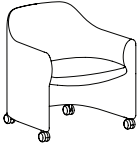
4 | 6 | 8 | 0 | R |

laminate finish

- WH** #671 designer white laminate, wilsonart D354-60 matte finish
- RC** #685 raw chestnut laminate, wilsonart 7975k-12 soft grain finish
- WT** #680 walnut heights laminate, wilsonart 7965k-12 soft grain finish

||

jackson 4681



**Mobile chair
Fully upholstered**

Casters
Standard with welt around the perimeter

Inside seat width: 22¹/₄", Inside seat depth: 21¹/₄", Inside arm height: 6¹/₂"

When using a combination of fabrics or leathers, specify the application by designating the appropriate letter, shown below, on the purchase order. Yardage shown must be used.

- A) One fabric or leather for seat
yardage: 1.5 yds. leather: 25.0 sq. ft.
- B) One fabric or leather for inside back
yardage: 2.5 yds. leather: 41.0 sq. ft.
- C) One fabric or leather for outside back
yardage: 2.5 yds. leather: 41.0 sq. ft.
- D) One fabric or leather for welt
yardage: 1.0 yds. leather: 18.0 sq. ft.

See terms and conditions for contrasting upholstery and welt upcharges.

SCS Indoor Advantage™ Gold and LEVEL® 2 certified. See terms and conditions for additional environmental information.

Seat Height	Arm Height	W	D	H	Fabric	Leather	Weight	Cubes/Qty
18"	24 ³ / ₄ "	29 ¹ / ₂ "	27 ¹ / ₄ "	30 ³ / ₈ "	6 yds	108.0'	80.0 lbs	36.09/1
458 mm	629 mm	750 mm	693 mm	772 mm	5.5 m	10.0 sqm	36.3 kg	1.03 cu

COM	COL	1	2	3	4	5	6	7	8	9	10	11
2763	2883	3363	3483	3550	3643	3750	3803	3897	3977	4070	4203	4670

jackson 4681 left hand tablet

**Mobile chair with left hand tablet
Fully upholstered**



Casters
Standard with welt around the perimeter
Tablet available in select laminate finishes

Inside seat width: 22¼", Inside seat depth: 21¼", Inside arm height: 6½", Tablet height from floor: 26¾"

Oblong tablet 10¼"w x 15"d x¾" thick. 360° rotation around center of arm. Tablet is designed for light weight use and is not recommended for high use areas. Dimensions include tablet arm in user position. Maximum rotation dimensions: 34"d, 35¼"w.

When using a combination of fabrics or leathers, specify the application by designating the appropriate letter, shown below, on the purchase order. Yardage shown must be used.

- A) One fabric or leather for seat
yardage: 1.5 yds. leather: 25.0 sq. ft.
- B) One fabric or leather for inside back
yardage: 2.5 yds. leather: 41.0 sq. ft.
- C) One fabric or leather for outside back
yardage: 2.5 yds. leather: 41.0 sq. ft.
- D) One fabric or leather for welt
yardage: 1.0 yds. leather: 18.0 sq. ft.

See terms and conditions for contrasting upholstery and welt upcharges.

SCS Indoor Advantage™ Gold and LEVEL® 2 certified. See terms and conditions for additional environmental information.

Seat Height	Arm Height	W	D	H	Fabric	Leather	Weight	Cubes/Qty
18"	24¾"	32¾"	27¼"	30¾"	6 yds	108.0'	80.0 lbs	36.09'/1
458 mm	629 mm	750 mm	693 mm	772 mm	5.5 m	10.0 sqm	36.3 kg	1.03 cu

COM	COL	1	2	3	4	5	6	7	8	9	10	11
3283	3403	3883	4003	4070	4163	4270	4323	4417	4497	4590	4723	5190

sku

4	6	8	1	L									

laminate finish

- WH** #671 designer white laminate, wilsonart D354-60 matte finish
- RC** #685 raw chestnut laminate, wilsonart 7975k-12 soft grain finish
- WT** #680 walnut heights laminate, wilsonart 7965k-12 soft grain finish

--	--

jackson 4681 right hand tablet **Mobile chair with right hand tablet**
Fully upholstered



Casters
 Standard with welt around the perimeter
 Tablet available in select laminate finishes

Inside seat width: 22¼", Inside seat depth: 21¼", Inside arm height: 6½", Tablet height from floor: 26¾"

Oblong tablet 10¼"w x 15"d x¾" thick. 360° rotation around center of arm. Tablet is designed for light weight use and is not recommended for high use areas. Dimensions include tablet arm in user position. Maximum rotation dimensions: 34"d, 35¼"w.

When using a combination of fabrics or leathers, specify the application by designating the appropriate letter, shown below, on the purchase order. Yardage shown must be used.

- A) One fabric or leather for seat
 yardage: 1.5 yds. leather: 25.0 sq. ft.
- B) One fabric or leather for inside back
 yardage: 2.5 yds. leather: 41.0 sq. ft.
- C) One fabric or leather for outside back
 yardage: 2.5 yds. leather: 41.0 sq. ft.
- D) One fabric or leather for welt
 yardage: 1.0 yds. leather: 18.0 sq. ft.

See terms and conditions for contrasting upholstery and welt upcharges.

SCS Indoor Advantage™ Gold and LEVEL® 2 certified. See terms and conditions for additional environmental information.

Seat Height	Arm Height	W	D	H	Fabric	Leather	Weight	Cubes/Qty
18"	24¾"	32¾"	27¼"	30¾"	6 yds	108.0'	80.0 lbs	36.09'/1
458 mm	629 mm	750 mm	693 mm	772 mm	5.5 m	10.0 sqm	36.3 kg	1.03 cu

COM	COL	1	2	3	4	5	6	7	8	9	10	11
3283	3403	3883	4003	4070	4163	4270	4323	4417	4497	4590	4723	5190

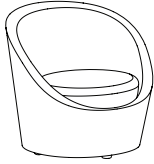
sku

4	6	8	1	R									

laminate finish

WH	#671 designer white laminate, wilsonart D354-60 matte finish												
RC	#685 raw chestnut laminate, wilsonart 7975k-12 soft grain finish												
WT	#680 walnut heights laminate, wilsonart 7965k-12 soft grain finish												

lily 3302



**Stationary
Fully upholstered**

Felt and leather applications will have saddle stitch detail on the outside back side seams. All other fabric and leather alternative applications will have concealed zippers in the outside back side seams.

When using a combination of fabrics or leathers, specify the application by designating the appropriate letter, shown below, on the purchase order. Yardage shown must be used.

- A) One fabric or leather for seat
yardage: 1.75 yds. leather: 29.0 sq. ft.
- B) One fabric or leather for inside back and arms, outside back and sides, and front panel
yardage: 4.25 yds. leather: 68.0 sq. ft.

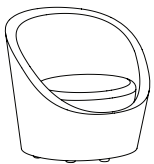
See terms and conditions for contrasting upholstery upcharges.

SCS Indoor Advantage™ Gold and LEVEL® 2 certified. See terms and conditions for additional environmental information.

Seat Height	Arm Height	W	D	H	Fabric	Leather	Weight	Cubes/Qty
16¼"	-	30¾"	30"	28¾"	5.25 yds	80.0'	64 lbs	22.68'/1
413 mm	-	784 mm	762 mm	727 mm	4.8 m	7.4 sqm	29.0 kg	.64 cu

COM	COL	1	2	3	4	5	6	7	8	9	10	11
2818	2923	3343	3448	3507	3588	3682	3728	3810	3880	3962	4078	4487

lily 3303



Fully upholstered

Casters

Felt and leather applications will have saddle stitch detail on the outside back side seams. All other fabric and leather alternative applications will have concealed zippers in the outside back side seams.

When using a combination of fabrics or leathers, specify the application by designating the appropriate letter, shown below, on the purchase order. Yardage shown must be used.

- A) One fabric or leather for seat
yardage: 1.75 yds. leather: 29.0 sq. ft.
- B) One fabric or leather for inside back and arms, outside back and sides, and front panel
yardage: 4.25 yds. leather: 68.0 sq. ft.

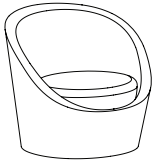
See terms and conditions for contrasting upholstery upcharges.

SCS Indoor Advantage™ Gold and LEVEL® 2 certified. See terms and conditions for additional environmental information.

Seat Height	Arm Height	W	D	H	Fabric	Leather	Weight	Cubes/Qty
16¼"	-	30¾"	30"	28¾"	5.25 yds	80.0'	64 lbs	22.68'/1
413 mm	-	784 mm	762 mm	727 mm	4.8 m	7.4 sqm	29.0 kg	.64 cu

COM	COL	1	2	3	4	5	6	7	8	9	10	11
2991	3096	3516	3621	3680	3761	3855	3901	3983	4053	4135	4251	4660

lily 3304



**Self-return swivel
Fully upholstered**

Felt and leather applications will have saddle stitch detail on the outside back side seams. All other fabric and leather alternative applications will have concealed zippers in the outside back side seams.

When using a combination of fabrics or leathers, specify the application by designating the appropriate letter, shown below, on the purchase order. Yardage shown must be used.

- A) One fabric or leather for seat
yardage: 1.75 yds. leather: 29.0 sq. ft.
- B) One fabric or leather for inside back and arms, outside back and sides, and front panel
yardage: 4.25 yds. leather: 68.0 sq. ft.

See terms and conditions for contrasting upholstery upcharges.

SCS Indoor Advantage™ Gold and LEVEL® 2 certified. See terms and conditions for additional environmental information.

Seat Height	Arm Height	W	D	H	Fabric	Leather	Weight	Cubes/Qty
16¾"	-	30¾"	30"	28¾"	5.25 yds	80.0'	76 lbs	22.68'/1
416 mm	-	784 mm	762 mm	730 mm	4.8 m	7.4 sqm	34.5 kg	.64 cu

COM	COL	1	2	3	4	5	6	7	8	9	10	11
3244	3349	3769	3874	3933	4014	4108	4154	4236	4306	4388	4504	4913

loft 2401

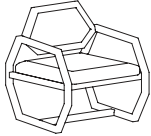


**Solid walnut
Available in natural oiled LV8 finish only**

Seat Height	Arm Height	W	D	H	Fabric	Leather	Weight	Cubes/Qty
15"	-	27½"	29½"	27¾"	-	-	47 lbs	36.09/1
381 mm	-	699 mm	745 mm	705 mm	-	-	21.3 kg	1.04 cu

List Price
4305

marcel 2410



**Solid walnut frame
Upholstered**

Inside Seat Width: 23½", Inside Seat Depth: 22", Inside Back Height: 13½"

Available only in all walnut finishes. When specifying light finishes the natural characteristics of the wood will be visible and color will vary.

When using a combination of fabrics or leathers, specify the application by designating the appropriate letter, shown below, on the purchase order. Yardage shown must be used.

- A) One fabric or leather for seat
yardage: 2.25 yds. leather: 36.5 sq. ft.
- B) One fabric or leather for back
yardage: 1.0 yd. leather: 16.2 sq. ft.

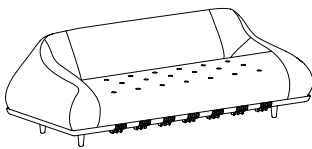
See terms and conditions for contrasting upholstery upcharges.

SCS Indoor Advantage™ Gold and LEVEL® 2 certified. See terms and conditions for additional environmental information.

Seat Height	Arm Height	W	D	H	Fabric	Leather	Weight	Cubes/Qty
17¼"	23¼"	27"	30¾"	37½"	3 yds	48.6'	60.0 lbs	36.09/1
438 mm	591 mm	686 mm	781 mm	953 mm	2.74 m	4.5 sqm	27.22 kg	1.02 m

COM	COL	1	2	3	4	5	6	7	8	9	10	11
3300	3360	3600	3660	3694	3740	3794	3820	3867	3907	3954	4020	4254

mellow



Upholstered

**Three-seat
Natural maple finish base and buttons**

- 5047 Red Fabric. White Cam Cleats. Natural Nylon Cord.
- 5048 Black Fabric. Black Cam Cleats. Black Nylon Cord

**Three-seat
Black maple finish base and buttons**

- 5049 Black fabric, Black cam cleats, Black nylon cord
- 5050 Taupe fabric, Black cam cleats, Black nylon cord

Memory foam seat. Natural or black nylon cord attaches to buttons in the seat which can be adjusted to modify the seat tufting. Grooves in the base and self-locking cam cleats hold the nylon cord in place. Maple base and buttons in natural maple (NAT) or black (BLK) finishes exclusive to Mellow.

Available in Bernhardt Textiles Red Océane fabric 3491-006, Black Océane fabric 3491-001 or Taupe Océane fabric 3491-002. Available only in the fabric and finish combinations noted. List price includes fabric.

SCS Indoor Advantage™ Gold and LEVEL® 2 certified. See terms and conditions for additional environmental information.

Seat Height	Arm Height	W	D	H	Fabric	Leather	Weight	Cubes/Qty
16¾"	-	87½"	38¾"	30¾"	-	-	250 lbs	100.22'
422 mm	-	2223 mm	987 mm	778 mm	-	-	113.4 kg	2.8 cu

COM
14931

mirador modular lounge

8010 - 8045 Mirador Modular Lounge

Mirador: Modular seating collection comprised of 63 unique modules, which may be used interchangeably to create an unlimited number of configurations.

For complete information reference Mirador in the lounge/modular section of the price list.

mitt 5720



**Mobile chair
Fully upholstered
Standard stitch with handle**

Standard stitch with handle
Four weight-activated self-locking casters

Handle is the same fabric or leather as the chair. Yardage for the handle is included in yardage requirements.

The contrasting handle is a different fabric or leather than the chair. For contrasting handle, the following yardage must be used and upcharges apply. Specify the fabric or leather application by designating the appropriate letter on the purchase order. Yardage shown must be used.

- A) One fabric or leather for chair
yardage: 4.5 yds. leather: 57 sq. ft.
- C) One fabric or leather for 1 - 5 handles
yardage: 1.0 yds. leather: 20 sq. ft.

See terms and conditions for contrasting upholstery upcharges.

SCS Indoor Advantage™ Gold and LEVEL® 2 certified. See terms and conditions for additional environmental information.

Seat Height	Arm Height	W	D	H	Fabric	Leather	Weight	Cubes/Qty
16½"	-	33½"	33½"	32"	4.5 yds	57.0'	64 lbs	36.09/1
419 mm	-	851 mm	851 mm	813 mm	4.1 m	5.3 sqm	29.0 kg	1.04 cu

COM	COL	1	2	3	4	5	6	7	8	9	10	11
3110	3200	3560	3650	3700	3770	3850	3890	3960	4020	4090	4190	4540

mitt 5720L



**Mobile chair
Fully upholstered**

Loop master stitch with handle
Four weight-activated self-locking casters

Loop Master Stitch Specification: The thread color must be specified. Reference Mitt/Stitching on bernhardtdesign.com for color options. The same thread color will be used for the chair and handle.

Standard handle is the same fabric or leather as the chair. Yardage for the handle is included in yardage requirements.

The contrasting handle is a different fabric or leather than the chair. For contrasting handle, the following yardage must be used. Specify the fabric or leather application by designating the appropriate letter on the purchase order. Yardage shown must be used.

- A) One fabric or leather for chair
yardage: 4.5 yds. leather: 57 sq. ft.
- C) One fabric or leather for 1 - 5 handles
yardage: 1.0 yds. leather: 20 sq. ft.

See terms and conditions for contrasting upholstery upcharges.

SCS Indoor Advantage™ Gold and LEVEL® 2 certified. See terms and conditions for additional environmental information.

Seat Height	Arm Height	W	D	H	Fabric	Leather	Weight	Cubes/Qty
16½"	-	33½"	33½"	32"	4.5 yds	57.0'	64 lbs	36.09/1
419 mm	-	851 mm	851 mm	813 mm	4.1 m	5.3 sqm	29.0 kg	1.04 cu

COM	COL	1	2	3	4	5	6	7	8	9	10	11
3499	3589	3949	4039	4089	4159	4239	4279	4349	4409	4479	4579	4929

mitt 5721



**Mobile chair
Fully upholstered**

Standard stitch
Four weight-activated self-locking casters

SCS Indoor Advantage™ Gold and LEVEL® 2 certified. See terms and conditions for additional environmental information.

Seat Height	Arm Height	W	D	H	Fabric	Leather	Weight	Cubes/Qty
16½"	-	33½"	33½"	32"	4.5 yds	57.0'	64 lbs	36.09/1
419 mm	-	851 mm	851 mm	813 mm	4.1 m	5.3 sqm	29.0 kg	1.04 cu

COM	COL	1	2	3	4	5	6	7	8	9	10	11
2824	2914	3274	3364	3414	3484	3564	3604	3674	3734	3804	3904	4254

mitt 5721L



**Mobile chair
Fully upholstered**

Loop master stitched
Four weight-activated self-locking casters

Loop Master Stitch Specifications: Thread color must be specified. Reference Mitt/Stitching on bernhardtdesign.com for color options.

SCS Indoor Advantage™ Gold and LEVEL® 2 certified. See terms and conditions for additional environmental information.

Seat Height	Arm Height	W	D	H	Fabric	Leather	Weight	Cubes/Qty
16½"	-	33½"	33½"	32"	4.5 yds	57.0'	64 lbs	36.09/1
419 mm	-	851 mm	851 mm	813 mm	4.1 m	5.3 sqm	29.0 kg	1.04 cu

COM	COL	1	2	3	4	5	6	7	8	9	10	11
3207	3297	3657	3747	3797	3867	3947	3987	4057	4117	4187	4287	4637

neighborhood modular lounge 6019 - 6049 Neighborhood Modular Lounge

Neighborhood : Modular seating and table collection comprised of 39 thirty-nine unique modules used interchangeably within a category to create an unlimited number of configurations.

For complete information reference Neighborhood in the lounge/modular section of the price list.

nico 8255



**Self-return swivel
Fully upholstered**

Inside seat width: 26¾", Inside seat depth: 22¼"

When using a combination of fabrics or leathers, specify the application by designating the appropriate letter, shown below, on the purchase order. Yardage shown must be used.

- A) One fabric or leather for inside back and seat
yardage: 2.75 yds. leather: 45.0 sq. ft.
- B) One fabric or leather for outside back
yardage: 2.0 yds. leather: 33.0 sq. ft.
- C) One fabric or leather for outside seat
yardage: 2.0 yds. leather: 33.0 sq. ft.

Fabric must be railroaded. Certain stripes, plaids or fabrics with little stretch are not suitable for this product.

See terms and conditions for contrasting upholstery and welt upcharges.

SCS Indoor Advantage® Gold and LEVEL® 2 certified. See terms and conditions for additional environmental information.

Seat Height	Arm Height	W	D	H	Fabric	Leather	Weight	Cubes/Qty
17½"	25¼"	35¼"	32¼"	31"	6.75 yds	111.0'	95 lbs.	36.09/1
435 mm	654 mm	897 mm	814 mm	787 mm	6.2 m	10.3 sqm	43.1 kg.	1.02 cu.

COM	COL	1	2	3	4	5	6	7	8	9	10	11
4570	4705	5245	5380	5455	5560	5680	5740	5845	5935	6040	6190	6715

orleans 4785



Fully upholstered

Non-marring glides

Inside seat width: 20½", Inside seat depth: 20"

When using a combination of fabrics or leathers, specify the application by designating the appropriate letter, shown below, on the purchase order. Yardage shown must be used.

- A) One fabric or leather for seat and base
yardage: 2.5 yds. leather: 40.5 sq. ft.
- B) One fabric or leather for inside and outside back
yardage: 2.75 yds. leather: 44.5 sq. ft.

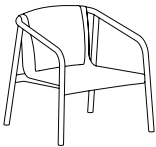
See terms and conditions for contrasting upholstery upcharges.

SCS Indoor Advantage™ Gold and LEVEL® 2 certified. See terms and conditions for additional environmental information.

Seat Height	Arm Height	W	D	H	Fabric	Leather	Weight	Cubes/Qty
17¾"	26¾"	28¾"	28"	30¾"	5.25 yds	85.0'	72 lbs	22.69'/1
451 mm	679 mm	730 mm	711 mm	778 mm	4.8 m	7.9 sqm	32.65 kg	.64 cu.

COM	COL	1	2	3	4	5	6	7	8	9	10	11
2369	2474	2894	2999	3058	3139	3233	3279	3361	3431	3513	3629	4038

oslo 2405



Solid walnut frame

Upholstered

Back cushion

Back cushion connects with two buttons

Available in all walnut finishes. When specifying light finishes the natural characteristics of the wood will be visible and color will vary.

When using a combination of fabrics or leathers, specify the application by designating the appropriate letter, shown below, on the purchase order. Yardage shown must be used.

- A) One fabric or leather for seat body
yardage: 2.0 yds. leather: 25.0 sq. ft.
- B) One fabric or leather for back cushion:
yardage: 1.0 yds. leather: 15.0 sq. ft.
- C) One fabric or leather for 2 buttons
yardage: .25 yds. leather: .5 sq. ft.

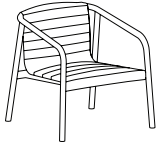
See terms and conditions for contrasting upholstery upcharges.

SCS Indoor Advantage™ Gold and LEVEL® 2 certified. See terms and conditions for additional finish and environmental information.

Seat Height	Arm Height	W	D	H	Fabric	Leather	Weight	Cubes/Qty
15½"	24¼"	28¾"	28"	28¾"	3.0 yds	45.0'	38 lbs	22.69'/1
394 mm	616 mm	724 mm	711 mm	730 mm	2.7 m	4.2 sqm	17.3 kg	.64 cu

COM	COL	1	2	3	4	5	6	7	8	9	10	11
3689	3749	3989	4049	4083	4129	4183	4209	4256	4296	4343	4409	4643

oslo.02 2405A



**Solid walnut frame
Upholstered
Channeled, quilted pad**

Available in all walnut finishes. When specifying light finishes the natural characteristics of the wood will be visible and color will vary.

When using a combination of fabrics or leathers, specify the application by designating the appropriate letter, shown below, on the purchase order. Yardage shown must be used.

- A) One fabric or leather for seat body
yardage: 2.0 yds. leather: 25.0 sq. ft.
- B) One fabric or leather for channeled, quilted pad
yardage: 1.5 yds. leather: 24.0 sq. ft.

See terms and conditions for contrasting upholstery upcharges.

SCS Indoor Advantage™ Gold and LEVEL® 2 certified. See terms and conditions for additional finish and environmental information.

Seat Height	Arm Height	W	D	H	Fabric	Leather	Weight	Cubes/Qty
16½"	24¼"	28½"	28"	28¾"	3.0 yds	45.0'	38 lbs	22.69'/1
419 mm	616 mm	724 mm	711 mm	730 mm	2.7 m	4.2 sqm	17.3 kg	.64 cu

COM	COL	1	2	3	4	5	6	7	8	9	10	11
3689	3749	3989	4049	4083	4129	4183	4209	4256	4296	4343	4409	4643

prelude 5604



**Mid back stationary chair
Fully upholstered**

Non-marring glides

Inside seat width: 27¼" Inside seat depth: 22¾"

When using a combination of fabrics or leathers, specify the application by designating the appropriate letter, shown below, on the purchase order. Yardage shown must be used.

See terms and conditions for contrasting upholstery and welt upcharges.

- A) One fabric or leather for seat
yardage: 2.75 yds. leather: 44.0 sq. ft.
- B) One fabric or leather for inside and outside back
yardage: 4.1 yds. leather: 66.0 sq. ft.

SCS Indoor Advantage™ Gold and LEVEL® 2 certified. See terms and conditions for additional environmental information.

Seat Height	Arm Height	W	D	H	Fabric	Leather	Weight	Cubes/Qty
17¾"	23"	35"	34"	32¾"	6.85 yds	110.0'	100 lbs	37.96'/1
441 mm	584 mm	889 mm	876 mm	835 mm	6.3 m	10.2 sqm	45.4 kg	1.07 cu

COM	COL	1	2	3	4	5	6	7	8	9	10	11
2948	3085	3633	3770	3847	3953	4075	4136	4242	4334	4440	4592	5125

prelude 5605



**Mid back self-return swivel
Fully upholstered**

Inside seat width: 27¼" Inside seat depth: 22½"

When using a combination of fabrics or leathers, specify the application by designating the appropriate letter, shown below, on the purchase order. Yardage shown must be used.

- A) One fabric or leather for seat
yardage: 2.75 yds. leather: 44.0 sq. ft.
- B) One fabric or leather for inside and outside back
yardage: 4.1 yds. leather: 66.0 sq. ft.

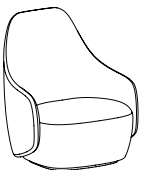
See terms and conditions for contrasting upholstery and welt upcharges.

SCS Indoor Advantage™ Gold and LEVEL® 2 certified. See terms and conditions for additional environmental information.

Seat Height	Arm Height	W	D	H	Fabric	Leather	Weight	Cubes/Qty
17¾"	23"	35"	34"	32¾"	6.85 yds	110.0'	100 lbs	37.96'/1
441 mm	584 mm	889 mm	876 mm	835 mm	6.3 m	10.2 sqm	45.4 kg	1.07 cu

COM	COL	1	2	3	4	5	6	7	8	9	10	11
3276	3413	3961	4098	4175	4281	4403	4464	4570	4662	4768	4920	5453

prelude 5606



**High back stationary chair
Fully upholstered**

Non-marring glides

Inside seat width: 26", Inside seat depth: 23"

When using a combination of fabrics or leathers, specify the application by designating the appropriate letter, shown below, on the purchase order. Yardage shown must be used.

- A) One fabric or leather for seat
yardage: 2.75 yds. leather: 44.0 sq. ft.
- B) One fabric or leather for back
yardage: 4.5 yds. leather: 73.0 sq. ft.

See terms and conditions for contrasting upholstery upcharges.

SCS Indoor Advantage™ Gold certified. See terms and conditions for additional environmental information.

Seat Height	Arm Height	W	D	H	Fabric	Leather	Weight	Cubes/Qty
17¾"	23"	35"	34"	38"	7.25 yds	118.0'	107 lbs	37.96'/1
451 mm	584 mm	889 mm	876 mm	965 mm	6.3 m	10.2 sqm	48.5 kg	1.07 cu

COM	COL	1	2	3	4	5	6	7	8	9	10	11
3058	3203	3783	3928	4009	4122	4251	4315	4428	4525	4637	4798	5362

prelude 5607



**High back self-return swivel
Fully upholstered**

Inside seat width: 26", Inside seat depth: 23"

When using a combination of fabrics or leathers, specify the application by designating the appropriate letter, shown below, on the purchase order. Yardage shown must be used.

- A) One fabric or leather for seat
yardage: 2.75 yds. leather: 44.0 sq. ft.
- B) One fabric or leather for back
yardage: 4.5 yds. leather: 73.0 sq. ft.

See terms and conditions for contrasting upholstery upcharges.

SCS Indoor Advantage™ Gold certified. See terms and conditions for additional environmental information.

Seat Height	Arm Height	W	D	H	Fabric	Leather	Weight	Cubes/Qty
17¾"	23"	35"	34"	38"	7.25 yds	118.0'	113 lbs	37.96/1
451 mm	584 mm	889 mm	876 mm	965 mm	6.3 m	10.2 sqm	51.2 kg	1.07 cu

COM	COL	1	2	3	4	5	6	7	8	9	10	11
3385	3530	4110	4255	4336	4449	4578	4642	4755	4852	4964	5125	5689

prelude 5608



**High back self-return wood swivel
Oak base
Upholstered**

Inside seat width: 22½", Inside seat depth: 20½"

Available in all oak finishes. When specifying light finishes the natural characteristics of the wood will be visible and color will vary

When using a combination of fabrics or leathers, specify the application by designating the appropriate letter, shown below, on the purchase order. Yardage shown must be used.

- A) One fabric or leather for seat cushion
yardage: 1.5 yds. leather: 24.3 sq. ft.
- B) One fabric or leather for inside and outside back
yardage: 4.25 yds. leather: 69.0 sq. ft.

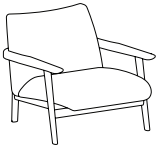
See terms and conditions for contrasting upholstery upcharges.

SCS Indoor Advantage™ Gold and LEVEL® 2 certified. See terms and conditions for additional environmental information.

Seat Height	Arm Height	W	D	H	Fabric	Leather	Weight	Cubes/Qty
17"	24"	32"	33⅝"	41"	5.5 yds	89.1'	82 lbs	44.01/1
432 mm	610 mm	813 mm	854 mm	1041.4 mm	5.0 m	8.3 sqm	37.2 kg	1.25 cu

COM	COL	1	2	3	4	5	6	7	8	9	10	11
3200	3310	3750	3860	3922	4007	4105	4154	4239	4313	4398	4520	4948

ravel 6170A



**Solid ash frame
Upholstered**

Available in all ash finishes. When specifying light finishes the natural characteristics of the wood will be visible and color will vary.


All COM/COL fabrics must be preapproved by Bernhardt Design prior to application.

SCS Indoor Advantage™ Gold and LEVEL® 2 certified. See terms and conditions for additional environmental information

Seat Height	Arm Height	W	D	H	Fabric	Leather	Weight	Cubes/Qty
17¼"	21¼"	35"	34"	30½"	4.25 yds	69.0'	83 lbs	36.09/1
439 mm	553 mm	889 mm	864 mm	778 mm	3.9 m	6.5 sqm	37.7 kg	1.03 cu

COM	COL	1	2	3	4	5	6	7	8	9	10	11
4016	4101	4441	4526	4574	4640	4715	4753	4819	4876	4942	5036	5367

ravel 6170W



**Solid walnut frame
Upholstered**

Available in all walnut finishes. When specifying light finishes the natural characteristics of the wood will be visible and color will vary.


All COM/COL fabrics must be preapproved by Bernhardt Design prior to application.

SCS Indoor Advantage™ Gold and LEVEL® 2 certified. See terms and conditions for additional environmental information

Seat Height	Arm Height	W	D	H	Fabric	Leather	Weight	Cubes/Qty
17¼"	21¼"	35"	34"	30½"	4.25 yds	69.0'	83 lbs	36.09/1
439 mm	553 mm	889 mm	864 mm	778 mm	3.9 m	6.5 sqm	37.7 kg	1.03 cu

COM	COL	1	2	3	4	5	6	7	8	9	10	11
4608	4693	5033	5118	5166	5232	5307	5345	5411	5468	5534	5628	5959

ravel 6177A



**Solid ash frame
Upholstered**

Available in all ash finishes. When specifying light finishes the natural characteristics of the wood will be visible and color will vary.


All COM/COL fabrics must be preapproved by Bernhardt Design prior to application.

SCS Indoor Advantage™ Gold and LEVEL® 2 certified. See terms and conditions for additional environmental information

Seat Height	Arm Height	W	D	H	Fabric	Leather	Weight	Cubes/Qty
17 ¼"	21¼"	98"	34"	30½"	11.75 yds	191.0'	225 lbs	101.65/1
553 mm	439 mm	2490 mm	864 mm	778 mm	10.75 m	17.8 sqm	102.0 kg	2.88 cu

COM	COL	1	2	3	4	5	6	7	8	9	10	11
9330	9565	10505	10740	10871	11054	11263	11367	11550	11707	11889	12150	13064

ravel 6177W



**Solid walnut frame
Upholstered**

Available in all walnut finishes. When specifying light finishes the natural characteristics of the wood will be visible and color will vary.

All COM/COL fabrics must be preapproved by Bernhardt Design prior to application.

SCS Indoor Advantage™ Gold and LEVEL® 2 certified. See terms and conditions for additional environmental information

Seat Height	Arm Height	W	D	H	Fabric	Leather	Weight	Cubes/Qty
17¼"	21¼"	98"	34"	30¾"	11.75 yds	191.0'	225 lbs	101.65'/1
439 mm	553 mm	2490 mm	864 mm	778 mm	10.75 m	17.8 sqm	102.0 kg	2.88 cu

COM	COL	1	2	3	4	5	6	7	8	9	10	11
10512	10747	11687	11922	12053	12236	12445	12549	12732	12889	13071	13332	14246

rkc 3305



**Lounge chair
Polished aluminum or powder coat base
Upholstered**

Gray non-marring glides

Inside seat width: 30" Inside seat depth: 23¾"

When using a combination of fabrics or leathers, specify the application by designating the appropriate letter, shown below, on the purchase order. Yardage shown must be used.

- A) One fabric or leather for seat
yardage: 1.5 yds. leather: 20.25 sq. ft.
- B) One fabric or leather for inside and outside back
yardage: 4.0 yds. leather: 54.0 sq. ft.

See terms and conditions for contrasting upholstery upcharges.

SCS Indoor Advantage™ Gold and LEVEL® 2 certified. See terms and conditions for additional environmental information.

Seat Height	Arm Height	W	D	H	Fabric	Leather	Weight	Cubes/Qty
17¼"	-	34½"	33¾"	40"	5.5 yds	74.25'	100 lbs	46.29'/1
438 mm	-	870 mm	857 mm	1016 mm	5.02 m	6.9 sqm	45.4 kg	1.31 cu

COM	COL	1	2	3	4	5	6	7	8	9	10	11
3408	3518	3958	4068	4130	4215	4313	4362	4447	4521	4606	4728	5156

sku

3	3	0	5	

base finish

PA polished aluminum standard, OR		
specify powder coat, upcharge \$150		
WH satin white	GR graphite	SG sage
EC ecru	BZ bronze	RD black red
LA latte	IG iron grey	BK matte black

vika 4700



**Self-return swivel
Polished stainless steel 4-star base
Upholstered seat and back**

When using a combination of fabrics or leathers, specify the application by designating the appropriate letter, shown below, on the purchase order. Yardage shown must be used.

- A) One fabric or leather for inner seat
yardage: 2.25 yds. leather: 30.0 sq. ft.
- B) One fabric or leather for outer shell
yardage: 2.25 yds. leather: 30.0 sq. ft.

See terms and conditions for contrasting fabric upcharges.

SCS Indoor Advantage™ Gold and LEVEL® 2 certified. See terms and conditions for additional finish and environmental information.

Seat Height	Arm Height	W	D	H	Fabric	Leather	Weight	Cubes/Qty
13 $\frac{3}{8}$ "	-	33"	33 $\frac{3}{8}$ "	34"	4.1 yds	60.0'	73 lbs	36.09/1
352 mm	-	838 mm	848 mm	864 mm	3.7 m	5.6 sqm	33.1 kg	1.04 cu

COM	COL	1	2	3	4	5	6	7	8	9	10	11
5386	5468	5796	5878	5924	5988	6061	6097	6161	6216	6279	6370	6689

Becca Seating System Specification Guide

Standard Features



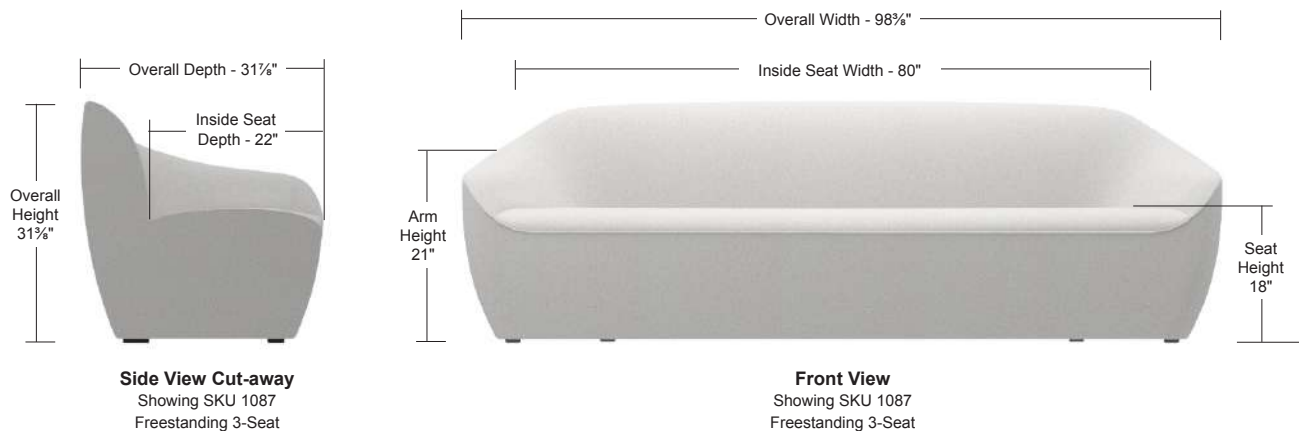
The Becca Lounge Collection is fully upholstered and includes 6 freestanding skus and 14 unique modules. Becca freestanding units come with non-leveling guides. The Becca modular units come with leveling non-marring glides.

Modules can be used interchangeably to create a variety of configurations. The Becca modules can only be used in conjunction with other Becca modules and are not intended to be used as freestanding units. All necessary ganging brackets are included and pre-installed.

All COM/COL fabrics must be preapproved by Bernhardt Design prior to application. SCS Indoor Advantage™ Gold and LEVEL® 2 certified. See terms and conditions for additional environmental information.

When ordering multi-item configurations, please provide the total COM yardage from the same dye lot in a continuous roll(s).

Please visit Bernhardtdesign.com for a complete library of 2D, 3D and Revit models. You may also contact your local sales representative or the Bernhardt Design corporate office for specification assistance.



Product Selection

Becca modules can be used interchangeably to create a variety of modular options. A left and right arm module is required for all configurations. Specify a connecting module when a 45° or 90° angle is needed. All modules are available in fabric or leather. **Becca modules may not be used as a freestanding unit.** See modular options below.


A. Arm Modules

All Becca configurations must include a left and right arm module for the ends of the configuration. All modules are available in fabric or leather. Left and right arm modules may not be used as a freestanding unit.




B. 45° Connecting Modules

45° connecting modules are used in conjunction with the left and right arm modules. Connecting modules may not be used at the end of a configuration or as a freestanding unit.



C. 90° Connecting Modules

90° connecting modules are used in conjunction with the left and right arm modules. Connecting modules may not be used at the end of a configuration or as a freestanding unit.

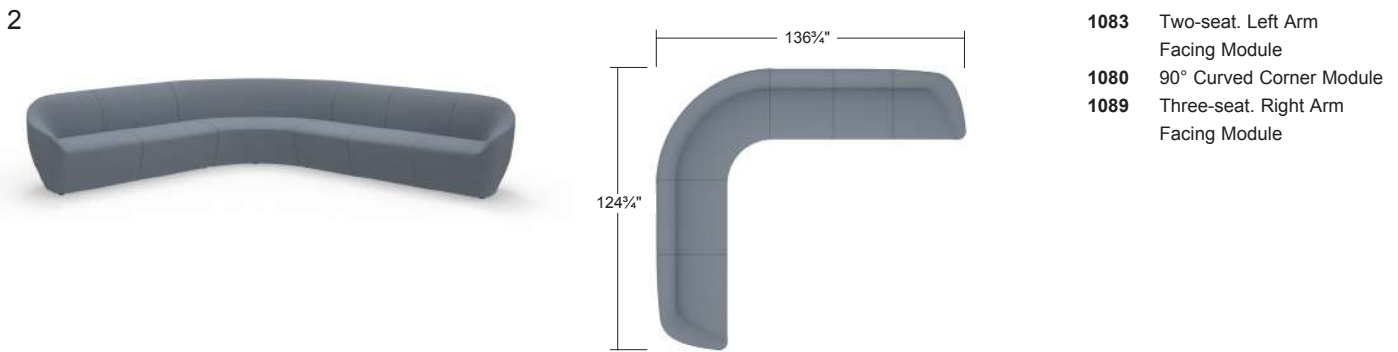


Becca Seating System Sample Configurations

SKU Description




- 1083** Two-seat. Left Arm Facing Module
- 1084** Two-seat. Right Arm Facing Module



- 1083** Two-seat. Left Arm Facing Module
- 1080** 90° Curved Corner Module
- 1089** Three-seat. Right Arm Facing Module

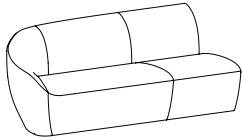


- 1083** Two-seat. Left Arm Facing Module
- 1079** 90° Straight Corner Module
- 1089** Three-seat. Right Arm Facing Module



- 1083** Two-seat. Left Arm Facing Module
- 1081** 45° Curved Corner Module
- 1084** Two-seat. Right Arm Facing Module

becca 1083



**Two-seat
Left arm facing module
Fully upholstered
Standard with plain welt
Saddle stitched seams on the inside and outside**

Leveling non-marring glides
All necessary ganging brackets are included and pre-installed

Inside seat width: 65", Inside seat depth: 22"

When using a combination of fabrics or leathers, specify the application by designating the appropriate letter, shown below, on the purchase order. Yardage shown must be used.

- A) One fabric or leather for inback and seat
yardage: 6.0 yds. leather: 100.0 sq ft.
- B) One fabric or leather for outback
yardage: 5.0 yds. leather: 80.0 sq. ft.
- C) One fabric or leather for welt
yardage: 1.5 yds. leather: 18.0 sq. ft.

When using decorative trim for welt order:
yardage: 12.0 yds 5mm cord

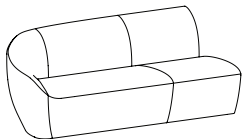
See terms and conditions for contrasting upholstery upcharges.

SCS Indoor Advantage™ Gold and LEVEL® 2 certified. See terms and conditions for additional environmental information.

Seat Height	Arm Height	W	D	H	Fabric	Leather	Weight	Cubes/Qty
18"	21"	74"	31½"	31½"	11.0 yds	180.0'	170 lbs	100.22/1
457 mm	533 mm	1880 mm	810 mm	797 mm	10.1 m	16.7 sqm	77.1 kg	2.8 cu

COM	COL	1	2	3	4	5	6	7	8	9	10	11
4858	5078	5958	6178	6301	6472	6667	6765	6936	7083	7254	7498	8354

becca 1083L



**Two-seat
Left arm facing module
Available In leather only
Bespoke leather welt
Saddled stitched seams on the inside and outside**

Leveling non-marring glides
All necessary ganging brackets are included and pre-installed

Inside seat width: 65", Inside seat depth: 22"

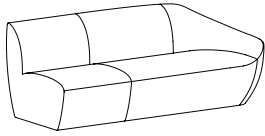
Bespoke Leather Welt Specification: Thread color must be specified. Reference Becca/Stitching on bernhardtdesign.com for color options.

SCS Indoor Advantage™ Gold and LEVEL® 2 certified. See terms and conditions for additional environmental information.

Seat Height	Arm Height	W	D	H	Fabric	Leather	Weight	Cubes/Qty
18"	21"	74"	31½"	31½"	-	180.0'	170 lbs	100.22/1
457 mm	533 mm	1880 mm	810 mm	797 mm	-	16.7 sqm	77.1 kg	2.8 cu

COL
6292

becca 1084



**Two-seat
Right arm facing module
Fully upholstered
Standard with plain welt
Saddled stitched seams on the inside and outside**

Leveling non-marring glides
All necessary ganging brackets are included and pre-installed

Inside seat width: 65", Inside seat depth: 22"

When using a combination of fabrics or leathers, specify the application by designating the appropriate letter, shown below, on the purchase order. Yardage shown must be used.

- A) One fabric or leather for inback and seat
yardage: 6.0 yds. leather: 100.0 sq ft.
- B) One fabric or leather for outback
yardage: 5.0 yds. leather: 80.0 sq. ft.
- C) One fabric or leather for welt
yardage: 1.5 yds. leather: 18.0 sq. ft.

When using decorative trim for welt order:
yardage: 12.0 yds. 5mm cord

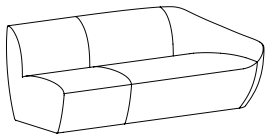
See terms and conditions for contrasting upholstery upcharges.

SCS Indoor Advantage™ Gold and LEVEL® 2 certified. See terms and conditions for additional environmental information.

Seat Height	Arm Height	W	D	H	Fabric	Leather	Weight	Cubes/Qty
18"	21"	74"	31 $\frac{1}{8}$ "	31 $\frac{1}{8}$ "	11.0 yds	180.0'	170 lbs	100.227/1
457 mm	533 mm	1880 mm	810 mm	797 mm	10.1 m	16.7 sqm	77.1 kg	2.8 cu

COM	COL	1	2	3	4	5	6	7	8	9	10	11
4858	5078	5958	6178	6301	6472	6667	6765	6936	7083	7254	7498	8354

becca 1084L



**Two-seat
Right arm facing module
Available In leather only
Bespoke leather welt
Saddled stitched seams on the inside and outside**

Leveling non-marring glides
All necessary ganging brackets are included and pre-installed

Inside seat width: 65", Inside seat depth: 22"

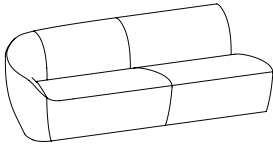
Bespoke Leather Welt Specification: Thread color must be specified. Reference Becca/Stitching on bernhardtdesign.com for color options.

SCS Indoor Advantage™ Gold and LEVEL® 2 certified. See terms and conditions for additional environmental information.

Seat Height	Arm Height	W	D	H	Fabric	Leather	Weight	Cubes/Qty
18"	21"	74"	31 $\frac{1}{8}$ "	31 $\frac{1}{8}$ "	-	180.0'	170 lbs	100.227/1
457 mm	533 mm	1880 mm	810 mm	797 mm	-	16.7 sqm	77.1 kg	2.8 cu

COL
6292

becca 1088



**Three-seat
Left arm facing module
Fully upholstered
Standard with plain welt
Saddled stitched seams on the inside and outside**

Leveling non-marring glides
All necessary ganging brackets are included and pre-installed

Inside seat width: 77", Inside seat depth: 22"

When using a combination of fabrics or leathers, specify the application by designating the appropriate letter, shown below, on the purchase order. Yardage shown must be used.

- A) One fabric or leather for inback and seat
yardage: 7.0 yds. leather: 114.0.sq ft.
- B) One fabric or leather for outback
yardage: 7.1 yds. leather: 115.0 sq. ft.
- C) One fabric or leather for welt
yardage: 1.5 yds. leather: 18.0 sq. ft.

When using decorative trim for welt order:
yardage: 15.0 yds. 5mm cord

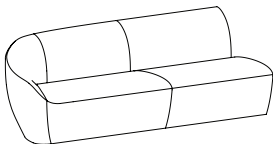
See terms and conditions for contrasting upholstery upcharges.

SCS Indoor Advantage™ Gold and LEVEL® 2 certified. See terms and conditions for additional environmental information.

Seat Height	Arm Height	W	D	H	Fabric	Leather	Weight	Cubes/Qty
18"	21"	86"	31 ⁷ / ₈ "	31 ³ / ₈ "	14.1 yds	230.0'	189 lbs	101.65'/1
457 mm	533 mm	2184 mm	810 mm	797 mm	12.9 m	21.4 sqm	85.7 kg	2.9 cu

COM	COL	1	2	3	4	5	6	7	8	9	10	11
6072	6354	7482	7764	7921	8140	8391	8516	8736	8924	9143	9456	10553

becca 1088L



**Three-seat
Left arm facing module
Available in leather only
Bespoke leather welt
Saddled stitch seams on the inside and outside**

Leveling non-marring glides
All necessary ganging brackets are included and pre-installed

Inside seat width: 77", Inside seat depth: 22"

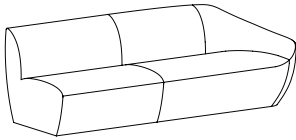
Bespoke Leather Welt Specification: Thread color must be specified. Reference Becca/Stitching on bernhardtdesign.com for color options.

SCS Indoor Advantage™ Gold and LEVEL® 2 certified. See terms and conditions for additional environmental information.

Seat Height	Arm Height	W	D	H	Fabric	Leather	Weight	Cubes/Qty
18"	21"	86"	31 ⁷ / ₈ "	31 ³ / ₈ "	-	230.0'	189 lbs	101.65'/1
457 mm	533 mm	2184 mm	810 mm	797 mm	-	21.4 sqm	85.7 kg	2.9 cu

COL
7874

becca 1089



**Three-seat
Right arm facing module
Fully upholstered
Standard with plain welt
Saddled stitched seams on the inside and outside**

Leveling non-marring glides
All necessary ganging brackets are included and pre-installed

Inside seat width: 77", Inside seat depth: 22"

When using a combination of fabrics or leathers, specify the application by designating the appropriate letter, shown below, on the purchase order. Yardage shown must be used.

- A) One fabric or leather for inback and seat
yardage: 7.0 yds. leather: 114.0.sq ft.
- B) One fabric or leather for outback
yardage: 7.1 yds. leather: 115.0 sq. ft.
- C) One fabric or leather for welt
yardage: 1.5 yds. leather: 18.0 sq. ft.

When using decorative trim for welt order:
yardage: 15.0 yds. 5mm cord

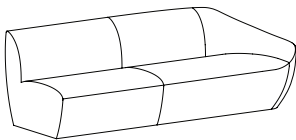
See terms and conditions for contrasting upholstery upcharges.

SCS Indoor Advantage™ Gold and LEVEL® 2 certified. See terms and conditions for additional environmental information.

Seat Height	Arm Height	W	D	H	Fabric	Leather	Weight	Cubes/Qty
18"	21"	86"	31 ⁷ / ₈ "	31 ³ / ₈ "	14.1 yds	230.0'	189 lbs	101.65'/1
457 mm	533 mm	2184 mm	810 mm	797 mm	12.9 m	21.4 sqm	85.7 kg	2.9 cu

COM	COL	1	2	3	4	5	6	7	8	9	10	11
6072	6354	7482	7764	7921	8140	8391	8516	8736	8924	9143	9456	10553

becca 1089L



**Three-seat
Right arm facing module
Available in leather only
Bespoke leather welt
Saddle stitched seams on the inside and outside**

Leveling non-marring glides
All necessary ganging brackets are included and pre-installed

Inside seat width: 77", Inside seat depth: 22"

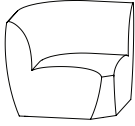
Bespoke Leather Welt Specification: Thread color must be specified. Reference Becca/Stitching on bernhardtdesign.com for color options.

SCS Indoor Advantage™ Gold and LEVEL® 2 certified. See terms and conditions for additional environmental information.

Seat Height	Arm Height	W	D	H	Fabric	Leather	Weight	Cubes/Qty
18"	21"	86"	31 ⁷ / ₈ "	31 ³ / ₈ "	-	230.0'	189 lbs	101.65'/1
457 mm	533 mm	2184 mm	810 mm	797 mm	-	21.4 sqm	85.7 kg	2.9 cu

COL
7874

becca 1079



90° straight corner module
Fully upholstered
Standard with plain welt
Saddled stitched seams on the inside and outside

Leveling non-marring glides
 All necessary ganging brackets are included and pre-installed

Inside seat width: 28 3/8", Inside seat depth: 21 1/8"

When using a combination of fabrics or leathers, specify the application by designating the appropriate letter, shown below, on the purchase order. Yardage shown must be used.

- A) One fabric or leather for inback and seat
 yardage: 3.6 yds. leather: 59.0 sq. ft.
- B) One fabric or leather for outback
 yardage: 4.5 yds. leather: 75.0 sq. ft.
- C) One fabric or leather for welt
 yardage: 1.5 yds. leather: 18.0 sq. ft.

When using decorative trim for welt order:
 yardage: 7.0 yds. 5mm cord

See terms and conditions for contrasting upholstery upcharges.

SCS Indoor Advantage™ Gold and LEVEL® 2 certified. See terms and conditions for additional environmental information.

Seat Height	Arm Height	W	D	H	Fabric	Leather	Weight	Cubes/Qty
18"	-	35 1/4"	35 1/4"	31 1/8"	8.1 yds	135.0'	122 lbs	36.09/1
457 mm	-	895 mm	895 mm	797 mm	7.4 m	12.5 sqm	55.3 kg	1.02 cu

COM	COL	1	2	3	4	5	6	7	8	9	10	11
3492	3654	4302	4464	4554	4680	4824	4896	5022	5130	5256	5436	6066

becca 1079L



90° straight corner module
Available in leather only
Bespoke leather welt
Saddle stitched seams on the inside and outside

Leveling non-marring glides
 All necessary ganging brackets are included and pre-installed

Inside seat width: 28 3/8", Inside seat depth: 21 1/8"

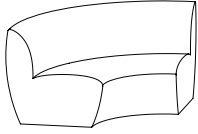
Bespoke Leather Welt Specification: Thread color must be specified. Reference Becca/Stitching on Bernhardttdesign.com for COL or options.

SCS Indoor Advantage™ Gold and LEVEL® 2 certified. See terms and conditions for additional environmental information.

Seat Height	Arm Height	W	D	H	Fabric	Leather	Weight	Cubes/Qty
18"	-	35 1/4"	35 1/4"	31 1/8"	-	135.0'	122 lbs	36.09/1
457 mm	-	895 mm	895 mm	797 mm	-	12.5 sqm	55.3 kg	1.02 cu

COL
4566

becca 1080



90° Curved corner module
Fully upholstered
Standard with plain welt
Saddle stitched seams on the inside and outside

Leveling non-marring glides
 All necessary ganging brackets are included and pre-installed

Inside seat width: 47", Inside seat depth: 21½"

When using a combination of fabrics or leathers, specify the application by designating the appropriate letter, shown below, on the purchase order. Yardage shown must be used.

- A) One fabric or leather for inback and seat
 yardage: 4.5 yds. leather: 75.0 sq ft.
- B) One fabric or leather for outback
 yardage: 4.3 yds. leather: 70.0 sq. ft.
- C) One fabric or leather for welt
 yardage: 1.5 yds. leather: 18.0 sq. ft.

When using decorative trim for welt order
 yardage: 10.0 yds. 5mm cord

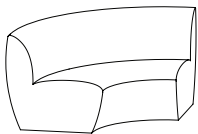
See terms and conditions for contrasting upholstery upcharges.

SCS Indoor Advantage™ Gold and LEVEL® 2 certified. See terms and conditions for additional environmental information.

Seat Height	Arm Height	W	D	H	Fabric	Leather	Weight	Cubes/Qty
18"	-	72½"	51"	31½"	8.8 yds	145.0'	142 lbs	100.22'/1
457 mm	-	1842 mm	1295 mm	797 mm	8.0 m	13.5 sqm	64.4 kg	2.8 cu

COM	COL	1	2	3	4	5	6	7	8	9	10	11
4858	5034	5738	5914	6012	6149	6306	6384	6521	6638	6775	6970	7655

becca 1080L



90° Curved corner module
Available in leather only
Bespoke leather welt
Saddled stitch seams on the inside and outside

Leveling non-marring glides
 All necessary ganging brackets are included and pre-installed

Inside seat width: 47", Inside seat depth: 21½"

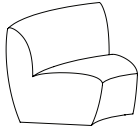
Bespoke Leather Welt Specification: Thread color must be specified. Reference Becca/Stitching on BernhardtDesign.com for COL or options.

SCS Indoor Advantage™ Gold and LEVEL® 2 certified. See terms and conditions for additional environmental information.

Seat Height	Arm Height	W	D	H	Fabric	Leather	Weight	Cubes/Qty
18"	-	72½"	51"	31½"	-	145.0'	142 lbs	100.22'/1
457 mm	-	1842 mm	1295 mm	797 mm	-	13.5 sqm	64.4 kg	2.8 cu

COL
6097

becca 1081



45° Curved corner module
Fully upholstered
Standard with plain welt
Saddled stitched seams on the inside and outside

Leveling non-marring glides
 All necessary ganging brackets are included and pre-installed

Inside seat width: 20¾", Inside seat depth: 28¾"

When using a combination of fabrics or leathers, specify the application by designating the appropriate letter, shown below, on the purchase order. Yardage shown must be used.

- A) One fabric or leather for inback and seat
 yardage: 3.5 yds. leather: 58.0 sq. ft.
- B) One fabric or leather for outback
 yardage: 2.6 yds. leather: 43.0 sq. ft.
- C) One fabric or leather for welt
 yardage: 1.5 yds. leather: 18.0 sq. ft.

When using decorative trim for welt order:
 yardage: 7.0 yds. 5mm cord


See terms and conditions for contrasting upholstery upcharges.

SCS Indoor Advantage™ Gold and LEVEL® 2 certified. See terms and conditions for additional environmental information.

Seat Height	Arm Height	W	D	H	Fabric	Leather	Weight	Cubes/Qty
18"	-	39½"	41¾"	31¾"	6.1 yds	100.0'	101 lbs	44.0'/1
457 mm	-	1003 mm	1051 mm	797 mm	5.6 m	9.3 sqm	45.8 kg	1.2 cu

COM	COL	1	2	3	4	5	6	7	8	9	10	11
3190	3312	3800	3922	3990	4085	4194	4248	4343	4424	4519	4654	5129

becca 1081L



45° Curved corner module
Available in leather only
Bespoke leather welt
Saddled stitched seams on the inside and outside

Leveling non-marring glides
 All necessary ganging brackets are included and pre-installed

Inside seat width: 20¾" , Inside seat depth: 28¾"

Bespoke Leather Welt Specification: Thread color must be specified. Reference Becca/Stitching on bernhardtdesign.com for color options

SCS Indoor Advantage™ Gold and LEVEL® 2 certified. See terms and conditions for additional environmental information.

Seat Height	Arm Height	W	D	H	Fabric	Leather	Weight	Cubes/Qty
18"	-	39½"	41¾"	31¾"	-	100.0'	101 lbs	44.07'/1
457 mm	-	1003 mm	1051 mm	797 mm	-	9.3 sqm	45.8 kg	1.2 cu

COL
4070

Casino Seating System Specification Guide

Standard Features



Casino is a modular seating system comprised of eleven unique modules which may be used interchangeably to create an unlimited number of configurations. All Casino configurations must include an end module on each end of the configuration.

Casino is fully upholstered with leveling non-marring glides. All COM/COL fabrics must be preapproved by Bernhardt Design prior to application. When ordering multi-item configurations, please provide the total COM yardage from the same dye lot in a continuous roll(s).

All necessary ganging brackets are included and pre-installed.

SCS Indoor Advantage™ Gold and LEVEL® 2 certified. See terms and conditions for additional environmental information

Please visit Bernhardtdesign.com for a complete library of 2D, 3D and Revit models. You may also contact your local sales representative or the Bernhardt Design corporate office for specification assistance.

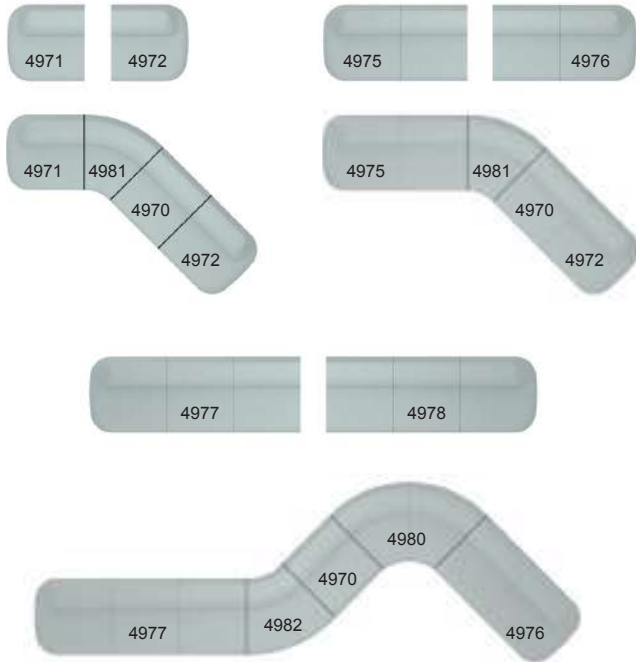


Product Selection

Casino modules can be used interchangeably to create a variety of modular options. An end module is required for all configurations. Specify a connecting module when a 45° or 90° angle is needed. **Casino modules may not be used as a freestanding unit.** See modular options below.

A. End Modules

All Casino configurations must include an end module on each configuration. All modules are available in fabric or leather. End modules can not be used as freestanding units.




B. 45° Connecting Modules

45° connecting modules are used in conjunction with end modules. Connecting modules may not be used at the end of a configuration or as a freestanding unit.




C. 90° Connecting Modules

90° connecting modules are used in conjunction with end modules. Connecting modules may not be used at the end of a configuration or as a freestanding unit.




D. Straight Connecting Module

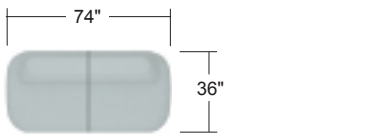
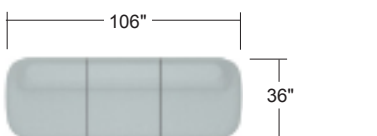
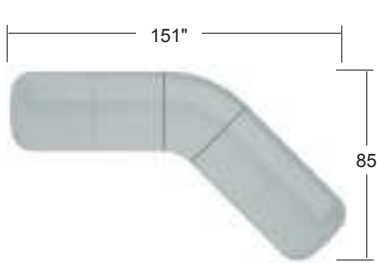
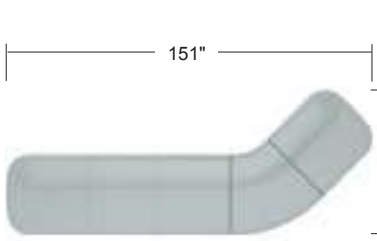
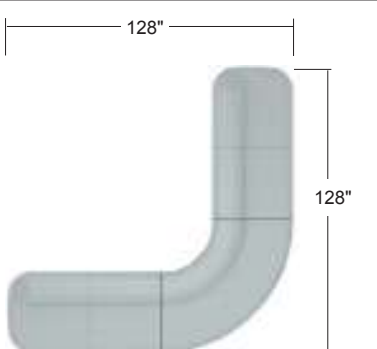
Connecting modules are used in conjunction with end modules. Straight connecting modules may not be used at the end of a configuration or as a freestanding unit.








Casino Seating System Sample Configurations Overview






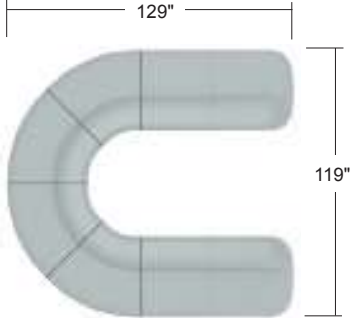

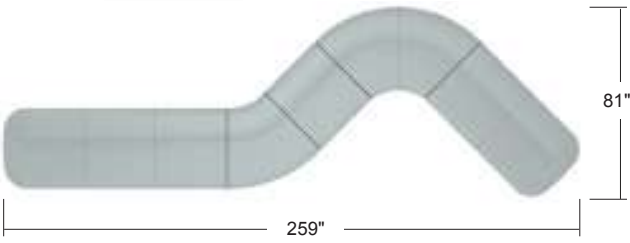

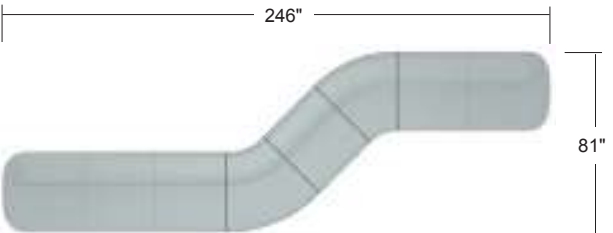

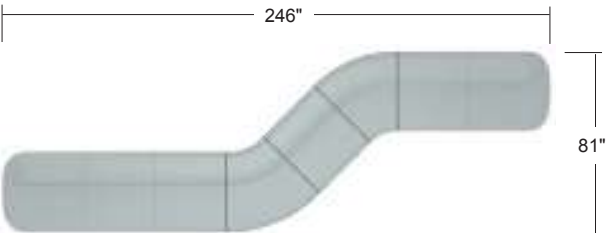
Casino Seating System Sample Configurations

1		<p>Skus Description</p> <p>4971 Left End Facing Module 4972 Right End Facing Module</p>
2		<p>4971 Left End Facing Module 4970 Straight Connector 4972 Right End Facing Module</p>
3		<p>4975 Two-seat, Left End Facing Module 4981 45° Curved Connector 4976 Two-seat, Right End Facing Module</p>
4		<p>4977 Three-seat, Left End Facing Module 4982 45° Inverted Curved Connector 4972 Right End Facing Module</p>
5		<p>4975 Two-seat, Left End Facing Module 4982 45° Inverted Curved Connector (2) 4976 Two-seat, Right End Facing Module</p>

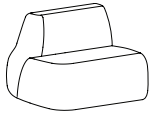
Casino Seating System Sample Configurations

6		<p>4977 Three-seat. Left End Facing Module 4982 45° Inverted Curved Connector 4976 Two-seat. Right End Facing Module</p>
7		<p>4977 Three-seat. Left End Facing Module 4981 45° Curved Connector 4976 Two-seat. Right End Facing Module</p>
8		<p>4975 Two-seat. Left End Facing Module 4982 45° Inverted Curved Connector 4978 Three-seat. Right End Facing Module</p>
9		<p>4975 Two-seat. Left End Facing Module 4979 Square Corner Connector 4978 Three-seat. Right End Facing Module</p>
10		<p>4975 Two-seat. Left End Facing Module 4980 90° Curved Connector 4970 Single Straight Connector 4980 90° Curved Connector 4976 Two-seat. Right End Facing Module</p>

Casino Seating System Sample Configurations

11			<p>Sku Description</p>
12			<p>4975 Two-seat. Left End Facing Module 4980 90° Curved Connector 4972 Right End Facing Module</p>
13			<p>4976 Two-seat. Right End Facing Module 4982 45° Inverted Curved Connector (4) 4975 Two-seat. Left End Facing Module</p>
14			<p>4977 Three-seat. Left End Facing Module 4982 45° Inverted Curved Connector 4970 Single Straight Connector 4980 90° Curved Connector 4976 Two-seat. Right End Facing Module</p>
14			<p>4977 Three-seat. Left End Facing Module 4982 45° Inverted Curved Connector 4970 Single Straight Connector 4981 45° Curved Connector 4976 Two-seat. Right End Facing Module</p>

casino 4971



**Left end facing module
Fully upholstered**

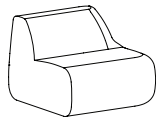
All necessary ganging brackets are included and pre-installed

SCS Indoor Advantage™ Gold and LEVEL® 2 certified. See terms and conditions for additional environmental information.

Seat Height	Arm Height	W	D	H	Fabric	Leather	Weight	Cubes/Qty
17"	-	37"	36¼"	28¼"	6.0 yds	100.0'	90 lbs	32.10'/1
432 mm	-	940 mm	921 mm	718 mm	5.5 m	9.3 sqm	40.8 kg	0.91 cu

COM	COL	1	2	3	4	5	6	7	8	9	10	11
2641	2761	3241	3361	3428	3521	3628	3681	3775	3855	3948	4081	4548

casino 4972



**Right end facing module
Fully upholstered**

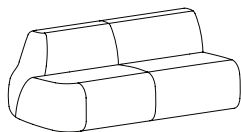
All necessary ganging brackets are included and pre-installed

SCS Indoor Advantage™ Gold and LEVEL® 2 certified. See terms and conditions for additional environmental information.

Seat Height	Arm Height	W	D	H	Fabric	Leather	Weight	Cubes/Qty
17"	-	37"	36¼"	28¼"	6.0 yds	100.0'	90 lbs	32.10'/1
432 mm	-	940 mm	921 mm	718 mm	5.5 m	9.3 sqm	40.8 kg	0.91 cu

COM	COL	1	2	3	4	5	6	7	8	9	10	11
2641	2761	3241	3361	3428	3521	3628	3681	3775	3855	3948	4081	4548

casino 4975



**Two-seat
Left end facing
Fully upholstered module**

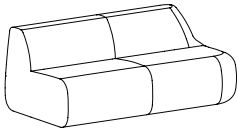
All necessary ganging brackets are included and pre-installed

SCS Indoor Advantage™ Gold and LEVEL® 2 certified. See terms and conditions for additional environmental information.

Seat Height	Arm Height	W	D	H	Fabric	Leather	Weight	Cubes/Qty
17"	-	69"	36¼"	28¼"	8.5 yds	138.0'	145 lbs	80.67'/1
432 mm	-	1753 mm	921 mm	718 mm	7.8 m	12.8 sqm	65.7 kg	2.28 cu

COM	COL	1	2	3	4	5	6	7	8	9	10	11
4572	4742	5422	5592	5687	5819	5970	6046	6178	6291	6424	6612	7274

casino 4976



**Two-seat
Right end facing module
Fully upholstered**

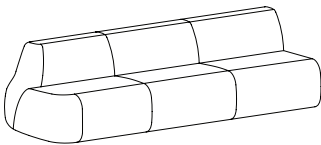
All necessary ganging brackets are included and pre-installed

SCS Indoor Advantage™ Gold and LEVEL® 2 certified. See terms and conditions for additional environmental information.

Seat Height	Arm Height	W	D	H	Fabric	Leather	Weight	Cubes/Qty
17"	-	69"	36¼"	28¼"	8.5 yds	138.0'	145 lbs	80.67/1
432 mm	-	1753 mm	921 mm	718 mm	7.8 m	12.8 sqm	65.7 kg	2.28 cu

COM	COL	1	2	3	4	5	6	7	8	9	10	11
4572	4742	5422	5592	5687	5819	5970	6046	6178	6291	6424	6612	7274

casino 4977



**Three-seat
Left end facing module
Fully upholstered**

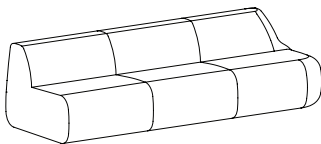
All necessary ganging brackets are included and pre-installed

SCS Indoor Advantage™ Gold and LEVEL® 2 certified. See terms and conditions for additional environmental information.

Seat Height	Arm Height	W	D	H	Fabric	Leather	Weight	Cubes/Qty
17"	-	100½"	36¼"	28¼"	12.25 yds	200.0'	220 lbs	97.97/1
432 mm	-	2553 mm	921 mm	718 mm	11.2 m	18.6 sqm	99.8 kg	2.77 cu

COM	COL	1	2	3	4	5	6	7	8	9	10	11
5800	6045	7025	7270	7407	7597	7815	7924	8114	8278	8468	8740	9693

casino 4978



**Three-seat
Right end facing module
Fully upholstered**


All necessary ganging brackets are included and pre-installed

SCS Indoor Advantage™ Gold and LEVEL® 2 certified. See terms and conditions for additional environmental information.

Seat Height	Arm Height	W	D	H	Fabric	Leather	Weight	Cubes/Qty
17"	-	100½"	36¼"	28¼"	12.25 yds	200.0'	220 lbs	97.97/1
432 mm	-	2553 mm	921 mm	718 mm	11.2 m	18.6 sqm	99.8 kg	2.77 cu

COM	COL	1	2	3	4	5	6	7	8	9	10	11
5800	6045	7025	7270	7407	7597	7815	7924	8114	8278	8468	8740	9693

casino 4970



**Straight connector
Fully upholstered**

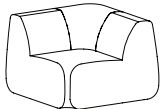
All necessary ganging brackets are included and pre-installed

SCS Indoor Advantage™ Gold and LEVEL® 2 certified. See terms and conditions for additional environmental information.

Seat Height	Arm Height	W	D	H	Fabric	Leather	Weight	Cubes/Qty
17"	-	32¾"	36¼"	28¼"	5.3 yds	100.0'	76 lbs	32.10'/1
432 mm	-	832 mm	921 mm	718 mm	4.8 m	9.3 sqm	34.5 kg	0.91 cu

COM	COL	1	2	3	4	5	6	7	8	9	10	11
2290	2396	2820	2926	2985	3068	3162	3209	3292	3362	3445	3562	3975

casino 4979



**Corner connector
Fully upholstered**

All necessary ganging brackets are included and pre-installed

SCS Indoor Advantage™ Gold and LEVEL® 2 certified. See terms and conditions for additional environmental information.

Seat Height	Arm Height	W	D	H	Fabric	Leather	Weight	Cubes/Qty
17"	-	37¾"	37¾"	28¼"	6.7 yds	120.0'	113 lbs	32.10'/1
432 mm	-	959 mm	959 mm	718 mm	6.1 m	11.1 sqm	51.3 kg	0.91 cu

COM	COL	1	2	3	4	5	6	7	8	9	10	11
3166	3300	3836	3970	4045	4149	4268	4328	4432	4521	4626	4774	5296

casino 4980



**90° Curved connector
Fully upholstered**

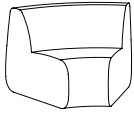
All necessary ganging brackets are included and pre-installed

SCS Indoor Advantage™ Gold and LEVEL® 2 certified. See terms and conditions for additional environmental information.

Seat Height	Arm Height	W	D	H	Fabric	Leather	Weight	Cubes/Qty
17"	-	74½"	41¼"	28¼"	8.0 yds	130.0'	95 lbs	47.67'/1
432 mm	-	1892 mm	1048 mm	718 mm	7.3 m	12.1 sqm	43.1 kg	1.35 cu

COM	COL	1	2	3	4	5	6	7	8	9	10	11
4572	4732	5372	5532	5621	5746	5888	5959	6084	6190	6315	6492	7115

casino 4981



**45° Curved connector
FullC upholstered**

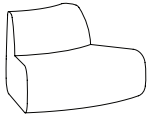
All necessary ganging brackets are included and pre-installed

SCS Indoor Advantage™ Gold and LEVEL® 2 certified. See terms and conditions for additional environmental information.

Seat Height	Arm Height	W	D	H	Fabric	Leather	Weight	Cubes/Qty
17"	-	40"	37 ⁵ / ₈ "	28 ¹ / ₄ "	5.3 yds	100.0'	84 lbs	32.10'/1
432 mm	-	1016 mm	956 mm	718 mm	4.8 m	9.3 sqm	38.1 kg	0.91 cu

COM	COL	1	2	3	4	5	6	7	8	9	10	11
2641	2747	3171	3277	3336	3419	3513	3560	3643	3713	3796	3913	4326

casino 4982



**45° Inverted curved connector
Fully upholstered**

All necessary ganging brackets are included and pre-installed

SCS Indoor Advantage™ Gold and LEVEL® 2 certified. See terms and conditions for additional environmental information.

Seat Height	Arm Height	W	D	H	Fabric	Leather	Weight	Cubes/Qty
17"	-	45 ¹ / ₄ "	38 ⁵ / ₈ "	28 ¹ / ₄ "	5.5 yds	100.0'	80 lbs	48.16'/1
432 mm	-	1162 mm	973 mm	718 mm	5.0 m	9.3 sqm	36.3 kg	1.37 cu

COM	COL	1	2	3	4	5	6	7	8	9	10	11
2641	2751	3191	3301	3363	3448	3546	3595	3680	3754	3839	3961	4389

Cinema Seating System Specification Guide

Standard Features





Cinema is a modular seating product comprised of 15 unique modules which may be used interchangeably to create an unlimited number of configurations.

Cinema is fully upholstered with leveling non-marring glides. When ordering multi-item configurations, please provide the total COM yardage from the same dye lot in a continuous roll(s).

All necessary ganging brackets are included and pre-installed.

SCS Indoor Advantage™ Gold and LEVEL® 2 certified. See terms and conditions for additional environmental information.

Please visit BernhardtDesign.com for a complete library of 2D, 3D and Revit models. You may also contact your local sales representative or the Bernhardt Design corporate office for specification assistance.

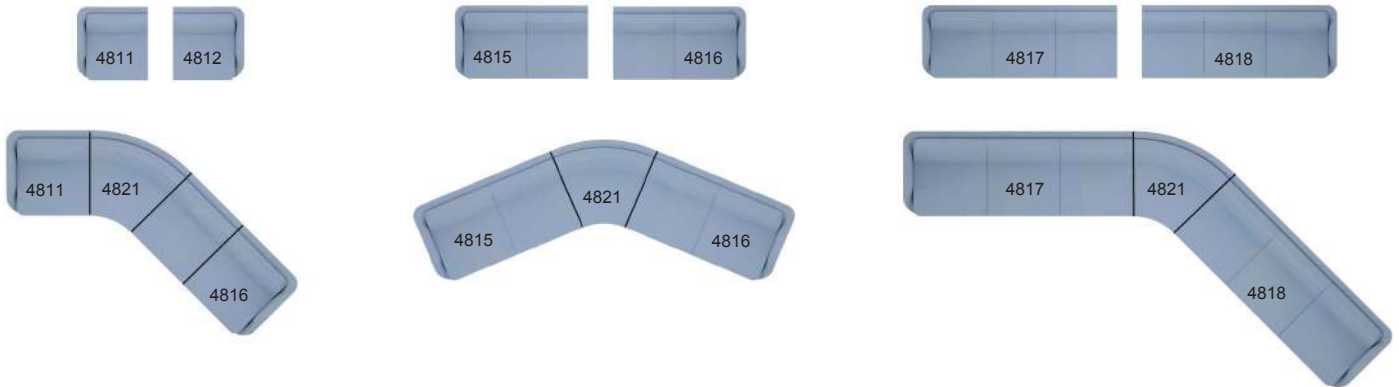


Product Selection

Cinema modules can be used interchangeably to create a variety of modular options. A left and right end module is required for all configurations. Specify a connecting module when a 45°, 67.5° or 90° angle is needed. All modules are available in fabric or leather. **Cinema modules may not be used as a freestanding unit.** See modular options below.

A. Arm Modules

All Cinema configurations must include a left and right arm module for the ends of the configuration. Arm modules may not be used as a freestanding unit.




B. 45° Connecting Modules

45° Connecting modules are used in conjunction with arm modules. Connecting modules may not be used at the end of a configuration or as a freestanding unit.



C. 67.5° Connecting Modules

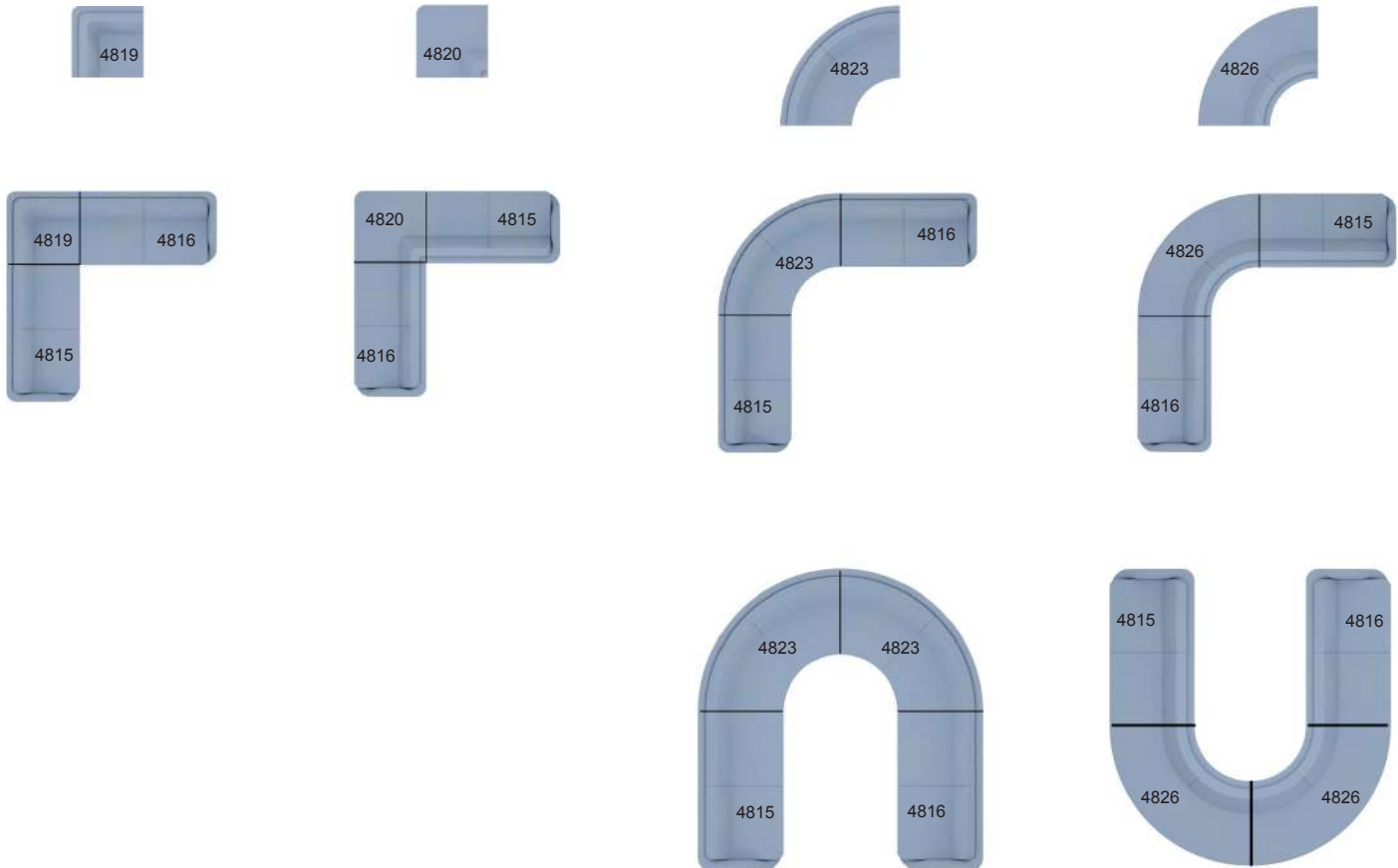
67.5° Connecting modules are used in conjunction with arm modules. Connecting modules may not be used at the end of a configuration or as a freestanding unit.



Cinema Seating System Specification Guide

D. 90° Connecting Arm Modules

90° Connecting modules are used in conjunction with arm modules. Connecting modules may not be used at the end of a configuration or as a freestanding unit.



E. Straight Connecting Modules

Connecting modules are used in conjunction with arm modules. Connecting modules may not be used at the end of a configuration or as a freestanding unit.



Cinema Seating System Sample Configurations Overview



1



2




3



4



5



6



7



8




9



10



11



12











13

Cinema Seating System Sample Configurations

1			<p>Skus Description</p> <p>4811 Left Arm Facing Module 4812 Right Arm Facing Module</p>
2			<p>4811 Left Arm Facing Module 4810 Straight Connector 4812 Right Arm Facing Module</p>
3			<p>4815 Two-seat, Left Arm Facing Module 4821 45° Connector 4816 Two-seat, Right Arm Facing Module</p>
4			<p>4817 Three-seat, Left Arm Facing Module 4824 45° Inverted Connector 4812 Single Seat, Right Arm Facing Module</p>
5			<p>4815 Two-seat, Left Arm Facing Module 4826 90° Inverted Connector 4816 Two-seat, Right Arm Facing Module</p>

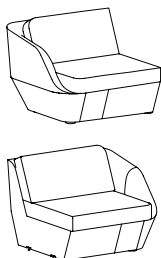
Cinema Seating System Sample Configurations

6	Sku	Description
	4817	Three-seat, Left Arm Facing Module
	4825	67.5° Inverted Connector
	4816	Two-seat, Right Arm Facing Module
7	4815	Two-seat, Left Arm Facing Module
	4822	67.5° Connector
	4816	Two-seat, Right Arm Facing Module
8	4815	Two-seat, Left Arm Facing Module
	4820	Inverted Corner Connector
	4818	Three-seat Right Arm Facing Module
9	4815	Two-seat, Left Arm Facing Module
	4819	Corner Connector
	4818	Three-seat, Right Arm Facing Module

Cinema Seating System Sample Configurations

		Sku	Description
10		4815 4823 4818	Two-seat, Left Arm Facing Module 90° Connector Three-seat, Right Arm Facing Module
11		4815 4823 4816	Two-seat, Left Arm Facing Module 90° Connector (2) Two-seat, Right Arm Facing Module
12		4816 4823 4815	Two-seat, Right Arm Facing Module 90° Inverted Connector (2) Two-seat, Left Arm Facing Module
13		4817 4825 4810 4821 4816	Three-seat, Left Arm Facing Module 67.5° Inverted Connector Single Straight Connector 45° Connector Two-seat, Right Arm Facing Module

cinema 4811



Fully upholstered

- 4811** Left arm facing module
- 4812** Right arm facing module

All necessary ganging brackets are included and pre-installed

Inside seat depth: 21¼"

When using a combination of fabrics or leathers, specify the application by designating the appropriate letter, shown below, on the purchase order. Yardage shown must be used.

- A) One fabric or leather for seat and inside back
yardage: 4.0 yds. leather: 70.0 sq. ft.
- B) One fabric or leather for outside back, outer shell, front panel and arms
yardage: 4.0 yds. leather: 70.0 sq. ft.

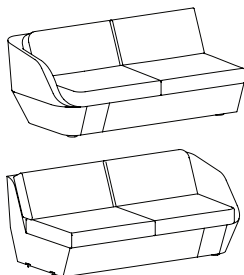
See terms and conditions for contrasting upholstery upcharges.

SCS Indoor Advantage™ Gold and LEVEL® 2 certified. See terms and conditions for additional environmental information.

Seat Height	Arm Height	W	D	H	Fabric	Leather	Weight	Cubes/Qty
17½"	23¼"	35½"	36"	29½"	8.0 yds	140.0'	66 lbs	32.10'/1
445 mm	591 mm	892 mm	914 mm	749 mm	7.3 m	13.0 sqm	30.0 kg	.91 cu

COM	COL	1	2	3	4	5	6	7	8	9	10	11
2723	2883	3523	3683	3772	3897	4039	4110	4235	4341	4466	4643	5266

cinema 4815



**Two-Seat
Fully upholstered**

- 4815** Left arm facing module
- 4816** Right arm facing module

All necessary ganging brackets are included and pre-installed

Inside seat depth: 21¼"

When using a combination of fabrics or leathers, specify the application by designating the appropriate letter, shown below, on the purchase order. Yardage shown must be used.

- A) One fabric or leather for seat and inside back
yardage: 6.0 yds. leather: 90.0 sq. ft.
- B) One fabric or leather for outside back, outer shell, front panel and arms
yardage: 8.5 yds. leather: 140.0 sq. ft.

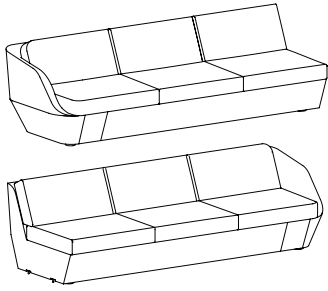
See terms and conditions for contrasting upholstery upcharges.

SCS Indoor Advantage™ Gold and LEVEL® 2 certified. See terms and conditions for additional environmental information.

Seat Height	Arm Height	W	D	H	Fabric	Leather	Weight	Cubes/Qty
17½"	23¼"	65¼"	36"	29½"	14.3 yds	235.0'	113 lbs	68.33'/1
445 mm	591 mm	1670 mm	914 mm	749 mm	13.1 m	21.8 sqm	51.4 kg	1.93 cu

COM	COL	1	2	3	4	5	6	7	8	9	10	11
4853	5139	6283	6569	6728	6951	7205	7332	7555	7745	7968	8285	9398

cinema 4817



**Three-seat
Fully upholstered**

- 4817** Left arm facing module
- 4818** Right arm facing module

All necessary ganging brackets are included and pre-installed

Inside seat depth: 21¼"

When using a combination of fabrics or leathers, specify the application by designating the appropriate letter, shown below, on the purchase order. Yardage shown must be used.

- A) One fabric or leather for seat and inside back
yardage: 7.5 yds. leather: 125.0 sq. ft.
- B) One fabric or leather for outside back, outer shell, front panel and arms
yardage: 13.5 yds. leather: 220.0 sq. ft.

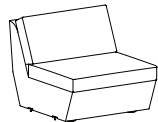
See terms and conditions for contrasting upholstery upcharges.

SCS Indoor Advantage™ Gold and LEVEL® 2 certified. See terms and conditions for additional environmental information.

Seat Height	Arm Height	W	D	H	Fabric	Leather	Weight	Cubes/Qty
17½"	23¼"	96¼"	36"	29½"	20.2 yds	328.0'	149 lbs	101.65/1
445 mm	591 mm	2445 mm	914 mm	749 mm	18.5 m	30.4 sqm	67.7 kg	2.88 cu

COM	COL	1	2	3	4	5	6	7	8	9	10	11
6015	6419	8035	8439	8664	8978	9337	9517	9831	10100	10415	10863	12435

cinema 4810



**Straight connector
Fully upholstered**

All necessary ganging brackets are included and pre-installed

Inside seat depth: 21¼"

When using a combination of fabrics or leathers, specify the application by designating the appropriate letter, shown below, on the purchase order. Yardage shown must be used.

- A) One fabric or leather for seat and inside back
yardage: 4.0 yds. leather: 70.0 sq. ft.
- B) One fabric or leather for outside back, outer shell and front panel
yardage: 3.0 yds. leather: 50.0 sq. ft.

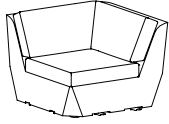
See terms and conditions for contrasting upholstery upcharges.

SCS Indoor Advantage™ Gold and LEVEL® 2 certified. See terms and conditions for additional environmental information.

Seat Height	Arm Height	W	D	H	Fabric	Leather	Weight	Cubes/Qty
17½"	-	30½"	36"	29½"	6.9 yds	130.0'	68 lbs	32.10/1
445 mm	-	778 mm	914 mm	749 mm	6.3 m	12.1 sqm	30.9 kg	.91 cu

COM	COL	1	2	3	4	5	6	7	8	9	10	11
2334	2472	3024	3162	3239	3346	3469	3530	3638	3730	3837	3990	4527

cinema 4819



**Corner connector
Fully upholstered**

All necessary ganging brackets are included and pre-installed

When using a combination of fabrics or leathers, specify the application by designating the appropriate letter, shown below, on the purchase order. Yardage shown must be used.

- A) One fabric or leather for seat and inside back
yardage: 3.0 yds. leather: 50.0 sq. ft.
- B) One fabric or leather for outside back, outer shell, front panel and arms
yardage: 5.0 yds. leather: 85.0 sq. ft.

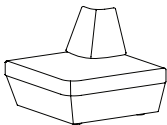
See terms and conditions for contrasting upholstery upcharges.

SCS Indoor Advantage™ Gold and LEVEL® 2 certified. See terms and conditions for additional environmental information.

Seat Height	Arm Height	W	D	H	Fabric	Leather	Weight	Cubes/Qty
17½"	-	35½"	36"	29½"	8.2 yds	140.0'	69 lbs	36.09'/1
445 mm	-	905 mm	914 mm	749 mm	7.5 m	13.0 sqm	31.4 kg	1.04 cu

COM	COL	1	2	3	4	5	6	7	8	9	10	11
3307	3471	4127	4291	4383	4510	4656	4729	4856	4966	5093	5275	5913

cinema 4820



**Inverted corner connector
Fully upholstered**

All necessary ganging brackets are included and pre-installed

When using a combination of fabrics or leathers, specify the application by designating the appropriate letter, shown below, on the purchase order. Yardage shown must be used.

- A) One fabric or leather for seat and inside back
yardage: 5.0 yds. leather: 85.0 sq. ft.
- B) One fabric or leather for outside back, outer shell and front panel
yardage: 1.3 yds. leather: 25.0 sq. ft.

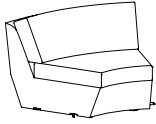
See terms and conditions for contrasting upholstery upcharges.

SCS Indoor Advantage™ Gold and LEVEL® 2 certified. See terms and conditions for additional environmental information.

Seat Height	Arm Height	W	D	H	Fabric	Leather	Weight	Cubes/Qty
17½"	-	35½"	36"	29½"	6.3 yds	125.0'	66 lbs	36.09'/1
445 mm	-	905 mm	914 mm	749 mm	5.8 m	11.6 sqm	30.0 kg	1.04 cu

COM	COL	1	2	3	4	5	6	7	8	9	10	11
3307	3433	3937	4063	4133	4231	4343	4399	4497	4581	4679	4819	5309

cinema 4821



**45° Connector
Fully upholstered**

All necessary ganging brackets are included and pre-installed

When using a combination of fabrics or leathers, specify the application by designating the appropriate letter, shown below, on the purchase order. Yardage shown must be used.

- A) One fabric or leather for seat and inside back
yardage: 3.75 yds. leather: 61.0 sq. ft.
- B) One fabric or leather for outside back, outer shell and front panel
yardage: 3.75 yds. leather: 61.0 sq. ft.

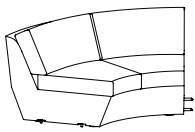
See terms and conditions for contrasting upholstery upcharges.

SCS Indoor Advantage™ Gold and LEVEL® 2 certified. See terms and conditions for additional environmental information.

Seat Height	Arm Height	W	D	H	Fabric	Leather	Weight	Cubes/Qty
17½"	-	45¼"	37⅝"	29½"	7.5 yds	135.0'	85 lbs	100.22/1
491 mm	-	1162 mm	956 mm	737 mm	6.9 m	12.5 sqm	38.6 kg	2.84 cu

COM	COL	1	2	3	4	5	6	7	8	9	10	11
2723	2873	3473	3623	3707	3823	3957	4023	4140	4240	4357	4523	5107

cinema 4822



**67.5° Connector
Fully upholstered**

All necessary ganging brackets are included and pre-installed

When using a combination of fabrics or leathers, specify the application by designating the appropriate letter, shown below, on the purchase order. Yardage shown must be used.

- A) One fabric or leather for seat and inside back
yardage: 6.0 yds. leather: 100.0 sq. ft.
- B) One fabric or leather for outside back, outer shell and front panel
yardage: 7.0 yds. leather: 115.0 sq. ft.

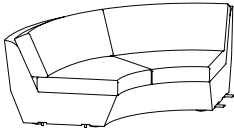
See terms and conditions for contrasting upholstery upcharges.

SCS Indoor Advantage™ Gold and LEVEL® 2 certified. See terms and conditions for additional environmental information.

Seat Height	Arm Height	W	D	H	Fabric	Leather	Weight	Cubes/Qty
17½"	-	65¼"	39¼"	29½"	13.1 yds	220'	103 lbs	100.22/1
491 mm	-	1657 mm	997 mm	737 mm	6.9 m	20.4 sqm	46.8 kg	2.84 cu

COM	COL	1	2	3	4	5	6	7	8	9	10	11
3884	4146	5194	5456	5602	5806	6039	6155	6359	6534	6737	7028	8047

cinema 4823



**90° Connector
Fully upholstered**

All necessary ganging brackets are included and pre-installed

When using a combination of fabrics or leathers, specify the application by designating the appropriate letter, shown below, on the purchase order. Yardage shown must be used.

- A) One fabric or leather for seat and inside back
yardage: 6.0 yds. leather: 100.0 sq. ft.
- B) One fabric or leather for outside back, outer shell and front panel
yardage: 10.2 yds. leather: 165.0 sq. ft.

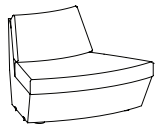
See terms and conditions for contrasting upholstery upcharges.

SCS Indoor Advantage™ Gold and LEVEL® 2 certified. See terms and conditions for additional environmental information.

Seat Height	Arm Height	W	D	H	Fabric	Leather	Weight	Cubes/Qty
17 $\frac{5}{8}$ "	-	83 $\frac{3}{4}$ "	42 $\frac{1}{8}$ "	29 $\frac{1}{2}$ "	14.2 yds	235.0'	125 lbs	100.22/1
491 mm	-	2127 mm	1070 mm	737 mm	130 m	21.8 sqm	56.8 kg	2.84 cu

COM	COL	1	2	3	4	5	6	7	8	9	10	11
4660	4944	6080	6364	6522	6743	6996	7122	7343	7532	7753	8068	9173

cinema 4824



**45° Inverted connector
Fully upholstered**

All necessary ganging brackets are included and pre-installed

When using a combination of fabrics or leathers, specify the application by designating the appropriate letter, shown below, on the purchase order. Yardage shown must be used.

- A) One fabric or leather for seat and inside back
yardage: 4.0 yds. leather: 65.0 sq. ft.
- B) One fabric or leather for outside back, outer shell and front panel
yardage: 2.0 yds. leather: 35.0 sq. ft.

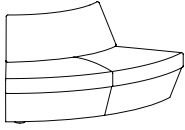
See terms and conditions for contrasting upholstery upcharges.

SCS Indoor Advantage™ Gold and LEVEL® 2 certified. See terms and conditions for additional environmental information.

Seat Height	Arm Height	W	D	H	Fabric	Leather	Weight	Cubes/Qty
17 $\frac{5}{8}$ "	-	45"	37 $\frac{1}{2}$ "	29 $\frac{1}{2}$ "	6.0 yds	110.0'	78 lbs	100.22/1
491 mm	-	1143 mm	952 mm	737 mm	5.5 m	10.2 sqm	35.5 kg	2.84 cu

COM	COL	1	2	3	4	5	6	7	8	9	10	11
2723	2843	3323	3443	3510	3603	3710	3763	3857	3937	4030	4163	4630

cinema 4825



**67.5° Inverted connector
Fully upholstered**

All necessary ganging brackets are included and pre-installed

When using a combination of fabrics or leathers, specify the application by designating the appropriate letter, shown below, on the purchase order. Yardage shown must be used.

- A) One fabric or leather for seat and inside back
yardage: 7.6 yds. leather: 125.0 sq. ft.
- B) One fabric or leather for outside back, outer shell and front panel
yardage: 2.65 yds. leather: 45.0 sq. ft.

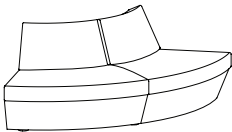
See terms and conditions for contrasting upholstery upcharges.

SCS Indoor Advantage™ Gold and LEVEL® 2 certified. See terms and conditions for additional environmental information.

Seat Height	Arm Height	W	D	H	Fabric	Leather	Weight	Cubes/Qty
17½"	-	65"	39¾"	29½"	10.25 yds	175.0'	96 lbs	100.22'/1
491 mm	-	1651 mm	1010 mm	737 mm	9.4 m	16.3 sqm	43.6 kg	2.84 cu

COM	COL	1	2	3	4	5	6	7	8	9	10	11
3884	4089	4909	5114	5228	5388	5570	5661	5821	5957	6117	6344	7142

cinema 4826



**90° Inverted connector
Fully upholstered**

All necessary ganging brackets are included and pre-installed

When using a combination of fabrics or leathers, specify the application by designating the appropriate letter, shown below, on the purchase order. Yardage shown must be used.

- A) One fabric or leather for seat and inside back
yardage: 10.0 yds. leather: 165.0 sq. ft.
- B) One fabric or leather for outside back, outer shell and front panel
yardage: 1.0 yds. leather: 17.0 sq. ft.

S See terms and conditions for contrasting upholstery upcharges.

CS Indoor Advantage™ Gold and LEVEL® 2 certified. See terms and conditions for additional environmental information.

Seat Height	Arm Height	W	D	H	Fabric	Leather	Weight	Cubes/Qty
17½"	-	83"	42½"	29½"	11.0 yds	185.0'	128 lbs	100.22'/1
491 mm	-	2108 mm	1080 mm	737 mm	10.1 m	17.2 sqm	58.2 kg	2.84 cu

COM	COL	1	2	3	4	5	6	7	8	9	10	11
4660	4880	5760	5980	6103	6274	6469	6567	6738	6885	7056	7300	8156

Code Seating System Specification Guide

Standard Features



Code is a seating system designed to provide privacy and create landscapes in open spaces. The system includes modular units which can be combined to create expanded sofas, U-Shaped and L-Shaped configurations. Individual freestanding privacy units are also available, as well as conventional chairs, settees and sofas. When ordering multi-item configurations, please provide the total COM yardage from the same dye lot in a continuous roll(s).

Privacy walls are attached to the seat prior to shipping. **Verify that the assembled sku are within size requirements for delivery (elevators, hall intersections, stairwells, etc.).**

SCS Indoor Advantage™ Gold and LEVEL® 2 certified. See terms and conditions for additional environmental information.

Visit BernhardtDesign.com for installation instructions as well as a library of 2D, 3D and Revit models. You may also contact your local sales representative or the Bernhardt Design corporate office for specification assistance.



Code Seating System Specification Guide


Seat Height Selection

Code units are available in two seat heights.
Standard seat height: 16½" and Conference seat height: 18½".
Product numbers ending with the suffix C are Conference height.

Standard Seat Height



Conference Seat Height



Wall Selection

Code privacy walls are available in two different models. Standard walls afford maximum privacy. Angled walls are lighter in appearance and provide improved seating access when used in a banquet application.

Standard Wall



Inside view

Outside view

Angled Wall



Inside view

Outside view

Conventional Lounge



2100



2105



2107

Freestanding Privacy Lounge



2140



2145



2147



2130



2135



2137

Modular Privacy Lounge



2195L

2195R



2195L


2197R



2197L

2190

2175R



2190

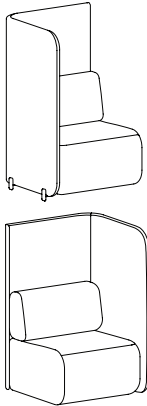
2161

2190

2177L

2177R

code 2191LC/2191RC



Conference seat height
Standard wall
Fully upholstered

2191LC Left facing
2191RC Right facing

Standard with welt around wall perimeter
Polished aluminum feet on walls
Attached privacy walls on 1½" plinth base with four adjustable non-marring glides
All necessary ganging brackets are included and pre-installed

When using a combination of fabrics, specify the application by designating the appropriate letter, shown below, on the purchase order. Yardage shown must be used.

- A) One fabric for seat
yardage: 4.25 yds.
- B) One fabric for wall
yardage: 6.5 yds.
- C) One fabric for back cushion
yardage: 2.5 yds.

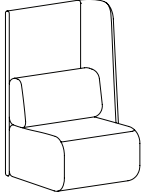
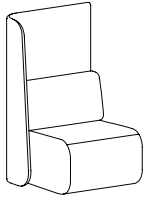
See terms and conditions for contrasting upholstery upcharges.

SCS Indoor Advantage™ Gold and LEVEL® 2 certified. See terms and conditions for additional environmental information.

Seat Height	Seat Back Height	W	D	Wall Height	Fabric	Leather	Weight	Cubes/Qty
18½"	32½"	32¼"	31"	52¾"	11.25 yds	-	150 lbs	49.74/1
470 mm	816 mm	819 mm	787 mm	1340 mm	10.3 m	-	68.2 kg	1.41 cu

COM	COL	1	2	3	4	5	6	7	8	9	10	11
5089	0	6214	6439	6564	6739	6939	7039	7214	7364	7539	7789	8664

code 2171LC/2171RC



Conference seat height
Angled wall
Fully upholstered

2171LC Left facing
2171RC Right facing

Standard with welt around wall perimeter
Attached privacy walls on 1½" plinth base with adjustable non-marring glides
All necessary ganging brackets are included and pre-installed.

When using a combination of fabrics, specify the application by designating the appropriate letter, shown below, on the purchase order. Yardage shown must be used.

- A) One fabric for seat
yardage: 4.25 yds.
- B) One fabric for wall
yardage: 6.5 yds.
- C) One fabric for back cushion
yardage: 2.5 yds.


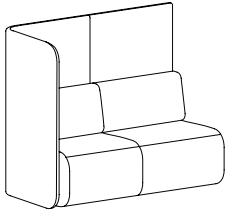
See terms and conditions for contrasting upholstery upcharges.

SCS Indoor Advantage™ Gold and LEVEL® 2 certified. See terms and conditions for additional environmental information.

Seat Height	Seat Back Height	W	D	Wall Height	Fabric	Leather	Weight	Cubes/Qty
18½"	32½"	32"	31"	52¾"	11.25 yds	-	150 lbs	49.74/1
470 mm	816 mm	813 mm	787 mm	1340 mm	10.3 m	-	68.2 kg	1.41 cu

COM	COL	1	2	3	4	5	6	7	8	9	10	11
4712	0	5837	6062	6187	6362	6562	6662	6837	6987	7162	7412	8287

code 2195LC



**Two-seat
Conference seat height
Standard wall
Fully upholstered**

**2195LC Left facing
2195RC Right facing**

Standard with welt around wall perimeter
Polished aluminum feet on walls
Attached privacy walls on 1½" plinth base with adjustable non-marring glides
All necessary ganging brackets are included and pre-installed

When using a combination of fabrics, specify the application by designating the appropriate letter, shown below, on the purchase order. Yardage shown must be used.

- A) One fabric for seat
yardage: 6.0 yds.
- B) One fabric for wall
yardage: 10.5 yds.
- C) One fabric for back cushion
yardage: 4.0 yds.



See terms and conditions for contrasting upholstery upcharges.

SCS Indoor Advantage™ Gold and LEVEL® 2 certified. See terms and conditions for additional environmental information.

Seat Height	Seat Back Height	W	D	Wall Height	Fabric	Leather	Weight	Cubes/Qty
18½"	32½"	62¼"	31"	52¾"	17.7 yds	-	220 lbs	84.58'/1
470 mm	816 mm	1581 mm	787 mm	1340 mm	16.2 m	-	100.0 kg	2.40 cu

COM	COL	1	2	3	4	5	6	7	8	9	10	11
6404	0	8174	8528	8725	9000	9315	9472	9748	9984	10259	10652	12029

code 2175LC/2175RC



Two-seater
Conference seat height
Angled wall
Fully upholstered

2175LC Left facing
2175RC Right facing

Standard with welt around wall perimeter
Attached privacy walls on 1½" plinth base with adjustable non-marring glides
All necessary ganging brackets are included and pre-installed.

When using a combination of fabrics, specify the application by designating the appropriate letter, shown below, on the purchase order. Yardage shown must be used.

- A) One fabric for seat
yardage: 6.0 yds.
- B) One fabric for wall
yardage: 10.5 yds.
- C) One fabric for back cushion
yardage: 4.0 yds.


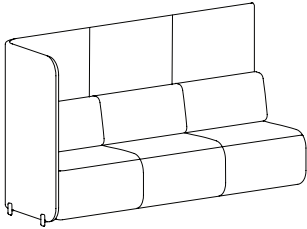
See terms and conditions for contrasting upholstery upcharges.

SCS Indoor Advantage™ Gold and LEVEL® 2 certified. See terms and conditions for additional environmental information.

Seat Height	Seat Back Height	W	D	Wall Height	Fabric	Leather	Weight	Cubes/Qty
18½"	32⅝"	62"	31"	52¼"	17.7 yds	-	220 lbs	84.58'/1
470 mm	816 mm	1575 mm	787 mm	1340 mm	16.2 m	-	100.0 kg	2.40 cu

COM	COL	1	2	3	4	5	6	7	8	9	10	11
6028	0	7798	8152	8349	8624	8939	9096	9372	9608	9883	10276	11653

code 2197LC



**Three-seat
Conference seat height
Standard wall
Fully upholstered**

**2197LC Left facing
2197RC Right facing**

Standard with welt around wall perimeter
Polished aluminum feet on walls
Attached privacy walls on 1½" plinth base with adjustable non-marring glides
All necessary ganging brackets are included and pre-installed

When using a combination of fabrics, specify the application by designating the appropriate letter, shown below, on the purchase order. Yardage shown must be used.

- A) One fabric for seat
yardage: 7.0 yds.
- B) One fabric for wall
yardage: 14.0 yds.
- C) One fabric for back cushion
yardage: 5.75 yds.



See terms and conditions for contrasting upholstery upcharges.

SCS Indoor Advantage™ Gold and LEVEL® 2 certified. See terms and conditions for additional environmental information.

Seat Height	Seat Back Height	W	D	Wall Height	Fabric	Leather	Weight	Cubes/Qty
18½"	32½"	92¼"	31"	52¼"	23.8 yds	-	289 lbs	123.25/1
470 mm	816 mm	2343 mm	787 mm	1340 mm	21.8 m	-	131.4 kg	3.50 cu

COM	COL	1	2	3	4	5	6	7	8	9	10	11
8850	0	11230	11706	11971	12341	12764	12976	13346	13663	14034	14562	16414

code 2177LC/2177RC



**Three-seat
Conference seat height
Angled wall
Fully upholstered**

**2177LC Left facing
2177RC Right facing**

Standard with welt around wall perimeter
Attached facing privacy walls on 1½" plinth base with adjustable non-marring glides
All necessary ganging brackets are included and pre-installed

When using a combination of fabrics, specify the application by designating the appropriate letter, shown below, on the purchase order. Yardage shown must be used.

- A) One fabric for seat
yardage: 7.0 yds.
- B) One fabric for wall
yardage: 14.0 yds.
- C) One fabric for back cushion
yardage: 5.75 yds.

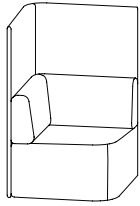
See terms and conditions for contrasting upholstery upcharges.

SCS Indoor Advantage™ Gold and LEVEL® 2 certified. See terms and conditions for additional environmental information.

Seat Height	Seat Back Height	W	D	Wall Height	Fabric	Leather	Weight	Cubes/Qty
18½"	32½"	92"	31"	52½"	23.8 yds	-	289 lbs	123.25/1
470 mm	816 mm	2337 mm	787 mm	1340 mm	21.8 m	-	131.4 kg	3.50 cu

COM	COL	1	2	3	4	5	6	7	8	9	10	11
8473	0	10853	11329	11594	11964	12387	12599	12969	13286	13657	14185	16037

code 2190C



**Conference seat height
Corner wall
Fully upholstered**

Standard with welt around wall perimeter
Attached privacy walls on 1½" plinth base with adjustable non-marring glides
All necessary ganging brackets are included and pre-installed.

Corner Wall is used in conjunction with other modules to create shaped configurations. May not be used as a freestanding unit or at the end of a modular configuration.

When using a combination of fabrics, specify the application by designating the appropriate letter, shown below, on the purchase order. Yardage shown must be used.

- A) One fabric for seat
yardage: 4.75 yds.
- B) One fabric for wall
yardage: 7.5 yds.
- C) One fabric for back cushion
yardage: 4.0 yds.

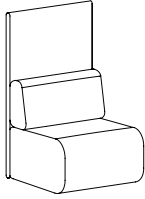
See terms and conditions for contrasting upholstery upcharges.

SCS Indoor Advantage™ Gold and LEVEL® 2 certified. See terms and conditions for additional environmental information.

Seat Height	Seat Back Height	W	D	Wall Height	Fabric	Leather	Weight	Cubes/Qty
18½"	32½"	33"	33"	52¼"	12.4 yds	-	134 lbs	49.74'/1
470 mm	816 mm	838 mm	838 mm	1340 mm	11.3 m	-	60.9 kg	1.41 cu

COM	COL	1	2	3	4	5	6	7	8	9	10	11
5089	0	6329	6577	6715	6908	7129	7239	7432	7597	7790	8065	9030

code 2160C



**Conference seat height
Connecting wall
Fully upholstered**

Standard with welt around wall perimeter
Attached privacy walls on 1½" plinth base with adjustable non-marring glides
All necessary ganging brackets are included and pre-installed

Connecting Wall is used in conjunction with other modules to create shaped configurations. May not be used as a freestanding unit or at the end of a modular configuration.

When using a combination of fabrics, specify the application by designating the appropriate letter, shown below, on the purchase order. Yardage shown must be used.

- A) One fabric for seat
yardage: 4.25 yds.
- B) One fabric for wall
yardage: 3.5 yds.
- C) One fabric for back cushion
yardage: 2.5 yds.

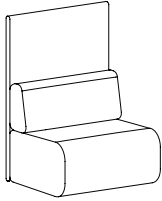
See terms and conditions for contrasting upholstery upcharges.

SCS Indoor Advantage™ Gold and LEVEL® 2 certified. See terms and conditions for additional environmental information.

Seat Height	Seat Back Height	W	D	Wall Height	Fabric	Leather	Weight	Cubes/Qty
18½"	32½"	30"	31"	52½"	8.75 yds	-	141 lbs	49.74/1
470 mm	816 mm	762 mm	787 mm	1340 mm	8.0 m	-	64.1 kg	1.41 cu

COM	COL	1	2	3	4	5	6	7	8	9	10	11
3019	0	3894	4069	4167	4303	4458	4536	4672	4789	4925	5119	5800

code 2161C



**Conference seat height
Connecting wall
Fully upholstered**

Standard with welt around wall perimeter
Attached privacy walls on 1½" plinth base with adjustable non-marring glides
All necessary ganging brackets are included and pre-installed

Connecting Wall is used in conjunction with other modules to create shaped configurations. May not be used as a freestanding unit or at the end of a modular configuration.

When using a combination of fabrics, specify the application by designating the appropriate letter, shown below, on the purchase order. Yardage shown must be used.

- A) One fabric for seat
yardage: 4.25 yds.
- B) One fabric for wall
yardage: 3.5 yds.
- C) One fabric for back cushion
yardage: 2.5 yds.


See terms and conditions for contrasting upholstery upcharges.

SCS Indoor Advantage™ Gold and LEVEL® 2 certified. See terms and conditions for additional environmental information.

Seat Height	Seat Back Height	W	D	Wall Height	Fabric	Leather	Weight	Cubes/Qty
18½"	32½"	36"	31"	52½"	8.75 yds	-	141 lbs	49.74/1
470 mm	816 mm	914 mm	787 mm	1340 mm	8.0 m	-	64.1 kg	1.41 cu

COM	COL	1	2	3	4	5	6	7	8	9	10	11
3207	0	4082	4257	4355	4491	4646	4724	4860	4977	5113	5307	5988

code 2165C



**Conference seat height
Connecting wall
Fully upholstered**

Standard with welt around wall perimeter
Attached privacy walls on 1½" plinth base with adjustable non-marring glides
All necessary ganging brackets are included and pre-installed

Connecting Wall is used in conjunction with other modules to create shaped configurations. May not be used as a freestanding unit or at the end of a modular configuration.

When using a combination of fabrics, specify the application by designating the appropriate letter, shown below, on the purchase order. Yardage shown must be used.

- A) One fabric for seat
yardage: 4.25 yds.
- B) One fabric for wall
yardage: 3.5 yds.
- C) One fabric for back cushion
yardage: 2.5 yds..


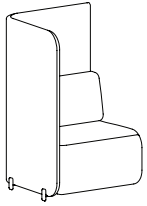
See terms and conditions for contrasting upholstery upcharges.

SCS Indoor Advantage™ Gold and LEVEL® 2 certified. See terms and conditions for additional environmental information.

Seat Height	Seat Back Height	W	D	Wall Height	Fabric	Leather	Weight	Cubes/Qty
18½"	32¼"	42"	31"	52¾"	8.75 yds	-	158 lbs	55.58/1
470 mm	816 mm	838 mm	787 mm	1340 mm	8.0 m	-	71.8 kg	1.57 cu

COM	COL	1	2	3	4	5	6	7	8	9	10	11
3396	0	4271	4446	4544	4680	4835	4913	5049	5166	5302	5496	6177

code 2191L/2191R



Standard seat height
Standard wall
Fully upholstered

2191L Left facing
2191R Right facing

Standard with welt around wall perimeter
Polished aluminum feet on walls
Attached privacy walls on 1½" plinth base with adjustable non-marring glides
All necessary ganging brackets are included and pre-installed.

When using a combination of fabrics, specify the application by designating the appropriate letter, shown below, on the purchase order. Yardage shown must be used.

- A) One fabric for seat
yardage: 4.25 yds.
- B) One fabric for wall
yardage: 6.5 yds.
- C) One fabric for back cushion
yardage: 2.5 yds.

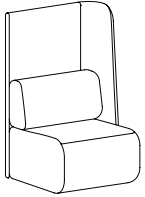
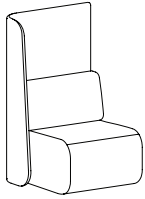
See terms and conditions for contrasting upholstery upcharges.

SCS Indoor Advantage™ Gold and LEVEL® 2 certified. See terms and conditions for additional environmental information.

Seat Height	Seat Back Height	W	D	Wall Height	Fabric	Leather	Weight	Cubes/Qty
16¾"	30"	32¼"	31"	52¼"	11.25 yds.	-	150 lbs.	49.74/1
416 mm	762 mm	819 mm	787 mm	1340 mm	10.3 m	-	68.2 kg	1.41 cu.

COM	COL	1	2	3	4	5	6	7	8	9	10	11
5089	0	6214	6439	6564	6739	6939	7039	7214	7364	7539	7789	8664

code 2171L/2171R



Standard seat height
Angled wall
Fully upholstered

2171L Left facing
2171R Right facing

Standard with welt around wall perimeter
Attached privacy walls on 1½" plinth base with adjustable non-marring glides
All necessary ganging brackets are included and pre-installed

When using a combination of fabrics, specify the application by designating the appropriate letter, shown below, on the purchase order. Yardage shown must be used.

- A) One fabric for seat
yardage: 4.25 yds.
- B) One fabric for wall
yardage: 6.5 yds.
- C) One fabric for back cushion
yardage: 2.5 yds.


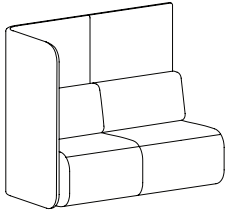
See terms and conditions for contrasting upholstery upcharges.

SCS Indoor Advantage™ Gold and LEVEL® 2 certified. See terms and conditions for additional environmental information.

Seat Height	Seat Back Height	W	D	Wall Height	Fabric	Leather	Weight	Cubes/Qty
16¾"	30"	32"	31"	52¾"	11.25 yds.	-	150 lbs.	49.74/1
416 mm	762 mm	813 mm	787 mm	52¾"	10.3 m	-	68.2 kg	1.41 cu.

COM	COL	1	2	3	4	5	6	7	8	9	10	11
4712	0	5837	6062	6187	6362	6562	6662	6837	6987	7162	7412	8287

code 2195L/2195R



Two-seat
Standard seat height
Standard wall
Fully upholstered

2195L Left facing
2195R Right facing

Standard with welt around wall perimeter
Polished aluminum feet on walls
Attached privacy walls on 1½" plinth base with adjustable non-marring glides
All necessary ganging brackets are included and pre-installed

When using a combination of fabrics, specify the application by designating the appropriate letter, shown below, on the purchase order. Yardage shown must be used.

- A) One fabric for seat
yardage: 6.0 yds.
- B) One fabric for wall
yardage: 10.5 yds.
- C) One fabric for back cushion
yardage: 4.0 yds.



See terms and conditions for contrasting upholstery upcharges..

SCS Indoor Advantage™ Gold and LEVEL® 2 certified. See terms and conditions for additional environmental information.

Seat Height	Seat Back Height	W	D	Wall Height	Fabric	Leather	Weight	Cubes/Qty
16¾"	30"	62½"	31"	52¾"	17.7 yds.	-	220 lbs.	84.58/1
416 mm	762 mm	1581 mm	787 mm	1340 mm	16.2 m	-	100.0 kg	2.40 cu.

COM	COL	1	2	3	4	5	6	7	8	9	10	11
6404	0	8174	8528	8725	9000	9315	9472	9748	9984	10259	10652	12029

code 2175L/2175R



Two-seat
Standard seat height
Angled wall
Fully upholstered

2175L Left facing
2175R Right facing

Standard with welt around wall perimeter
Attached back and right facing privacy walls on 1½" plinth base with four adjustable non-marring glides
All necessary ganging brackets are included and pre-installed.

When using a combination of fabrics, specify the application by designating the appropriate letter, shown below, on the purchase order. Yardage shown must be used.

- A) One fabric for seat
yardage: 6.0 yds.
- B) One fabric for wall
yardage: 10.5 yds.
- C) One fabric for back cushion
yardage: 4.0 yds.


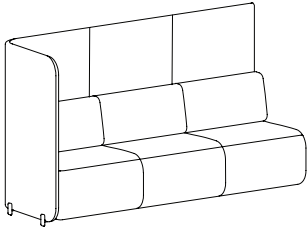
See terms and conditions for contrasting upholstery upcharges.

SCS Indoor Advantage™ Gold and LEVEL® 2 certified. See terms and conditions for additional environmental information.

Seat Height	Seat Back Height	W	D	Wall Height	Fabric	Leather	Weight	Cubes/Qty
16¾"	30"	62"	31"	52¾"	17.7 yds.	-	220 lbs.	84.58/1
416 mm	762 mm	1575 mm	787 mm	52¾"	16.2 m	-	100.0 kg	2.40 cu.

COM	COL	1	2	3	4	5	6	7	8	9	10	11
6028	0	7798	8152	8349	8624	8939	9096	9372	9608	9883	10276	11653

code 2197L/2197R



**Three-seat
Standard seat height
Standard wall
Fully upholstered**

**2197L Left facing
2197R Right facing**

Standard with welt around wall perimeter
Polished aluminum feet on walls
Attached back and right facing privacy walls on 1½" plinth base with four adjustable non-marring glides
All necessary ganging brackets are included and pre-installed

When using a combination of fabrics, specify the application by designating the appropriate letter, shown below, on the purchase order. Yardage shown must be used.

- A) One fabric for seat
yardage: 7.0 yds.
- B) One fabric for wall
yardage: 14.0 yds.
- C) One fabric for back cushion
yardage: 5.75 yds.



See terms and conditions for contrasting upholstery upcharges.

SCS Indoor Advantage™ Gold and LEVEL® 2 certified. See terms and conditions for additional environmental information.

Seat Height	Seat Back Height	W	D	Wall Height	Fabric	Leather	Weight	Cubes/Qty
16¾"	30"	92¼"	31"	52¼"	23.8 yds.	-	289 lbs.	123.25/1
416 mm	762 mm	2343 mm	787 mm	1340 mm	21.8 m	-	131.4kg	3.50 cu.

COM	COL	1	2	3	4	5	6	7	8	9	10	11
8850	0	11230	11706	11971	12341	12764	12976	13346	13663	14034	14562	16414

code 2177L/2177R



Three-seat
Standard seat height
Angled wall
Fully upholstered

2177L Left facing
2177R Right facing

Standard with welt around wall perimeter
Attached privacy walls on 1½" plinth base with adjustable non-marring glides
All necessary ganging brackets are included and pre-installed

When using a combination of fabrics, specify the application by designating the appropriate letter, shown below, on the purchase order. Yardage shown must be used.

- A) One fabric for seat
yardage: 7.0 yds.
- B) One fabric for wall
yardage: 14.0 yds.
- C) One fabric for back cushion
yardage: 5.75 yds.

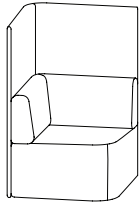
See terms and conditions for contrasting upholstery upcharges.

SCS Indoor Advantage™ Gold and LEVEL® 2 certified. See terms and conditions for additional environmental information.

Seat Height	Seat Back Height	W	D	Wall Height	Fabric	Leather	Weight	Cubes/Qty
16¾"	30"	92"	31"	52¾"	23.8 yds.	-	289 lbs.	123.25/1
16¾"	762 mm	2337 mm	787 mm	1340 mm	21.8 m	-	131.4kg	3.50 cu.

COM	COL	1	2	3	4	5	6	7	8	9	10	11
8473	0	10853	11329	11594	11964	12387	12599	12969	13286	13657	14185	16037

code 2190



**Standard seat height
Corner wall
Fully upholstered**

Standard with welt around wall perimeter
Attached privacy walls on 1½" plinth base with adjustable non-marring glides
All necessary ganging brackets are included and pre-installed

Corner Wall is used in conjunction with other modules to create shaped configurations. May not be used as a freestanding unit or at the end of a modular configuration.

When using a combination of fabrics, specify the application by designating the appropriate letter, shown below, on the purchase order. Yardage shown must be used.

- A) One fabric for seat
yardage: 4.75 yds.
- B) One fabric for wall
yardage: 7.5 yds.
- C) One fabric for back cushion
yardage: 4.0 yds.

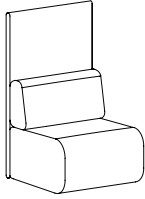
See terms and conditions for contrasting upholstery upcharges.

SCS Indoor Advantage™ Gold and LEVEL® 2 certified. See terms and conditions for additional environmental information.

Seat Height	Seat Back Height	W	D	Wall Height	Fabric	Leather	Weight	Cubes/Qty
16¾"	30"	33"	33"	52¾"	12.4 yds.	-	134 lbs.	49.74'/1
416 mm	762 mm	838 mm	838 mm	1340 mm	11.3 m	-	60.9 kg	1.41 cu.

COM	COL	1	2	3	4	5	6	7	8	9	10	11
5089	0	6329	6577	6715	6908	7129	7239	7432	7597	7790	8065	9030

code 2160



**Standard seat height
Connecting wall
Fully upholstered**

Standard with welt around wall perimeter
Attached privacy walls on 1½" plinth base with adjustable non-marring glides
All necessary ganging brackets are included and pre-installed

Connecting wall is used in conjunction with other modules to create shaped configurations. May not be used as a freestanding unit or at the end of a modular configuration.

When using a combination of fabrics, specify the application by designating the appropriate letter, shown below, on the purchase order. Yardage shown must be used.

- A) One fabric for seat
yardage: 4.25 yds.
- B) One fabric for wall
yardage: 3.5 yds.
- C) One fabric for back cushion
yardage: 2.5 yds.

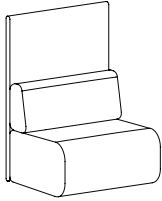
See terms and conditions for contrasting upholstery upcharges.

SCS Indoor Advantage™ Gold and LEVEL® 2 certified. See terms and conditions for additional environmental information.

Seat Height	Seat Back Height	W	D	Wall Height	Fabric	Leather	Weight	Cubes/Qty
16¾"	30"	30"	31"	52¼"	8.75 yds.	-	141 lbs.	49.74'/1
416 mm	762 mm	762 mm	787 mm	1340 mm	8.0 m	-	64.1 kg	1.41 cu.

COM	COL	1	2	3	4	5	6	7	8	9	10	11
3019	0	3894	4069	4167	4303	4458	4536	4672	4789	4925	5119	5800

code 2161



Standard seat height
Connecting wall
Fully upholstered

Standard with welt around wall perimeter
Attached privacy walls on 1½" plinth base with adjustable non-marring glides
All necessary ganging brackets are included and pre-installed

Connecting wall is used in conjunction with other modules to create shaped configurations. May not be used as a freestanding unit or at the end of a modular configuration.

When using a combination of fabrics, specify the application by designating the appropriate letter, shown below, on the purchase order. Yardage shown must be used.

- A) One fabric for seat
yardage: 4.25 yds.
- B) One fabric for wall
yardage: 3.5 yds.
- C) One fabric for back cushion
yardage: 2.5 yds.


See terms and conditions for contrasting upholstery upcharges.

SCS Indoor Advantage™ Gold and LEVEL® 2 certified. See terms and conditions for additional environmental information.

Seat Height	Seat Back Height	W	D	Wall Height	Fabric	Leather	Weight	Cubes/Qty
16¾"	30"	36"	31"	52¾"	8.75 yds.	-	141 lbs.	49.74/1
416 mm	762 mm	914 mm	787 mm	1340 mm	8.0 m	-	64.1 kg	1.41 cu.

COM	COL	1	2	3	4	5	6	7	8	9	10	11
3207	0	4082	4257	4355	4491	4646	4724	4860	4977	5113	5307	5988

code 2165



**Standard seat height
Connecting wall
Fully upholstered**

Standard with welt around wall perimeter
Attached privacy walls on 1½" plinth base with adjustable non-marring glides
All necessary ganging brackets are included and pre-installed

Connecting wall is used in conjunction with other modules to create shaped configurations. May not be used as a freestanding unit or at the end of a modular configuration.

When using a combination of fabrics, specify the application by designating the appropriate letter, shown below, on the purchase order. Yardage shown must be used.

- A) One fabric for seat
yardage: 4.25 yds.
- B) One fabric for wall
yardage: 3.5 yds.
- C) One fabric for back cushion
yardage: 2.5 yds.

See terms and conditions for contrasting upholstery upcharges.

SCS Indoor Advantage™ Gold and LEVEL® 2 certified. See terms and conditions for additional environmental information.

Seat Height	Seat Back Height	W	D	Wall Height	Fabric	Leather	Weight	Cubes/Qty
16½"	30"	42"	31"	52¼"	8.75 yds.	-	158.0 lbs.	84.58/1
416 mm	762 mm	1067 mm	787 mm	1340 mm	8.0 m	-	71.8 kg	2.4 cu.

COM	COL	1	2	3	4	5	6	7	8	9	10	11
3396	0	4271	4446	4544	4680	4835	4913	5049	5166	5302	5496	6177

Colours Seating System Specification Guide

Standard Features



Colours is a modular seating product comprised of 13 unique modules which may be used interchangeably to create an unlimited number of configurations. To select the modules that are appropriate for your application use the guide below.

Colours is fully upholstered with saddle stitch detailing. Fabric and vinyl applications will be railroaded. Leather will incorporate saddle stitch seams on the top panel.

When ordering multi-item configurations, please provide the total COM yardage from the same dye lot in a continuous roll(s). Non-marring glides with vinyl sleeves prevent the units from sliding on smooth surfaces.

Due to the organic shapes, the dimensions can vary depending on the orientation of the product. Therefore, a maximum dimension is provided in the price list information. The 2D models provide dimensioned drawings of Colours. Consult Bernhardtdesign.com for a complete library of 2D, 3D and Revit models.

SCS Indoor Advantage™ Gold and LEVEL® 2 certified. See terms and conditions for additional environmental information.

Please visit Bernhardtdesign.com for a complete library of 2D, 3D and Revit models. You may also contact your local sales representative or the Bernhardt Design corporate office for specification assistance.

Connecting Modules



Flat Panel

Non-Connecting Modules



Colours Seating System Specification Guide

Connecting Modules



Colours 5
4835



Colours 6
4836



Colours 7
4837



Colours 8
4838



Colours 9
4839



Colours 10
4840



Colours 11
4841



Colours 12
4842

Non-Connecting Modules



Colours 1
4831



Colours 13
4843



Colours 2
4832



Colours 3
4833



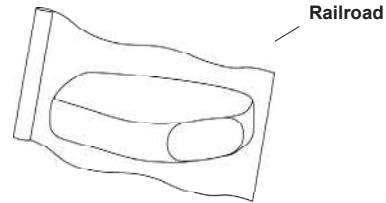
Colours 4
4834

Colours - Fabric Application

Fabric covers incorporate seamless top panels. Fabric will be Railroaded on the top panel for all skus. Striped or plaid fabrics and certain patterns with distinct direction are not suitable for application. Solids, textures and leathers are recommended.

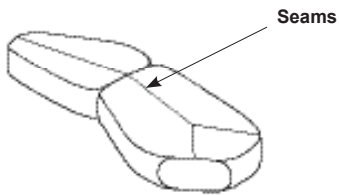


anel



Colours - Leather Application

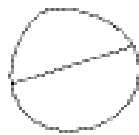
Leather covers incorporate saddle stitch seams on the top panel. See diagrams below, noting seam locations for each sku.



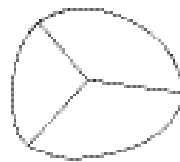
Colours 1
4831



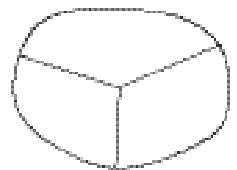
Colours 13
4843
No Seam



Colours 2
4832

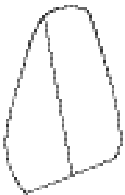


Colours 3
4833



Colours 4
4834

Connecting Modules



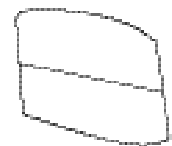
Colours 5
4835



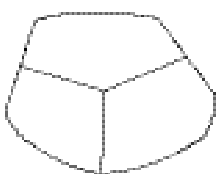
Colours 6
4836



Colours 7
4837



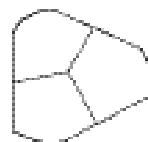
Colours 8
4838



Colours 9
4839



Colours 10
4840





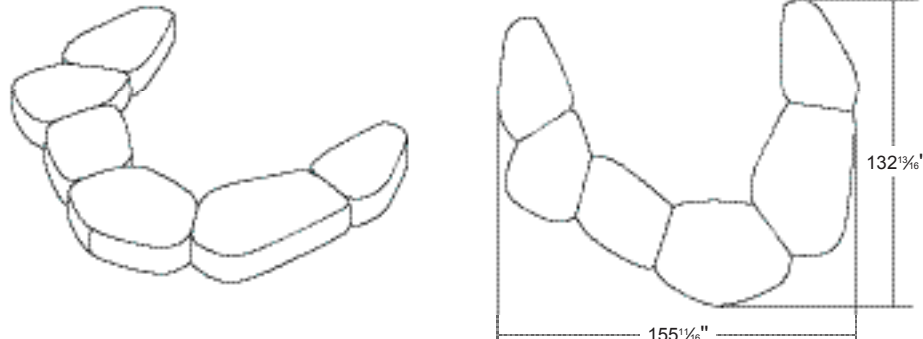


Colours 11
4841

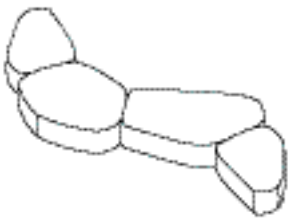
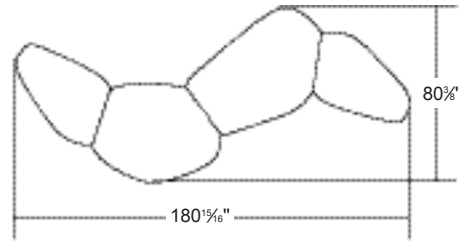
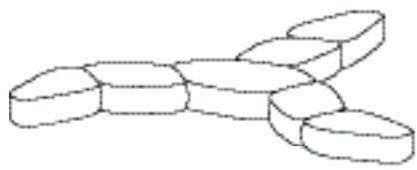
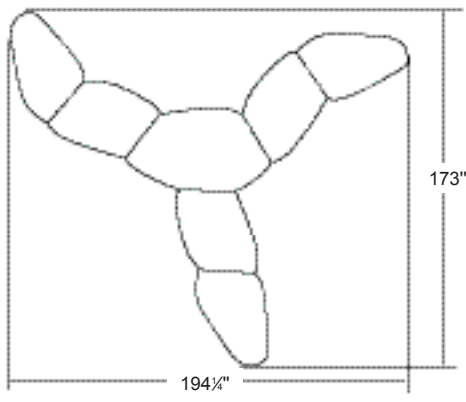
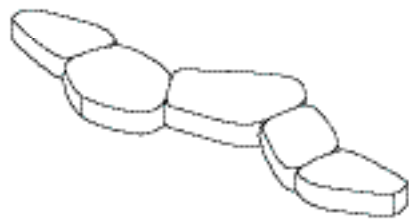
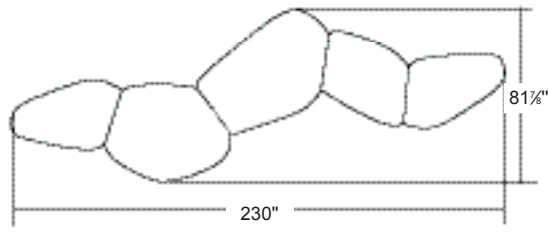
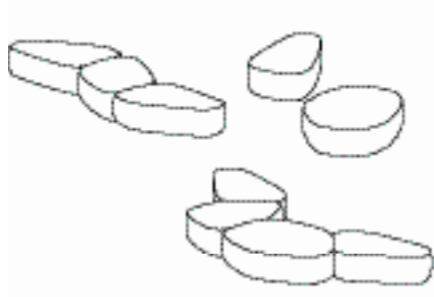
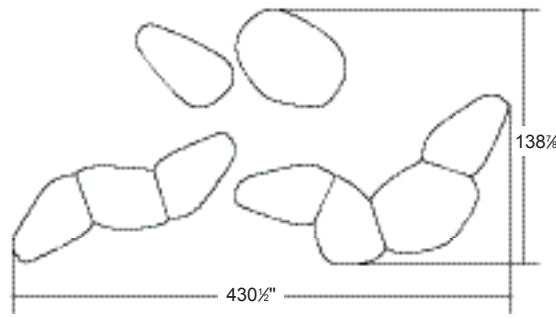


Colours 12
4842

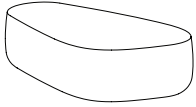
Colours Seating System Sample Configurations

	Sku	Description
<p>1</p> 	<p>4835</p>	<p>Colours 5 (2)</p>
<p>2</p> 	<p>4836 4840</p>	<p>Colours 6 Colours 10</p>
<p>3</p> 	<p>4837 4839 4836</p>	<p>Colours 7 Colours 9 Colours 6</p>
<p>4</p> 	<p>4835 4841 4835 4836</p>	<p>Colours 5 Colours 11 Colours 5 Colours 6</p>
<p>5</p> 	<p>4835 4837 4838 4839 4840 4836</p>	<p>Colours 5 Colours 7 Colours 8 Colours 9 Colours 10 Colours 6</p>

Colours Seating System Sample Configurations

		SKU	Description
6		4835	Colours 5
		4839	Colours 9
		4840	Colours 10
		4835	Colours 5
7		4835	Colours 5
		4838	Colours 8
		4842	Colours 12
		4838	Colours 8
		4835	Colours 5
		4838	Colours 8
		4836	Colours 6
8		4836	Colours 6
		4839	Colours 9
		4840	Colours 10
		4838	Colours 8
		4836	Colours 6
9		(Top)	
		4831	Colours 1
		4834	Colours 4
		(Bottom Left)	
		4836	Colours 6
		4838	Colours 8
		4836	Colours 6
		(Bottom Right)	
		4836	Colours 6
		4837	Colours 7
		4839	Colours 9
		4835	Colours 5

colours 1 4831



Non-connecting module
Freestanding only
Fully upholstered
Saddle stitch detail

Fabric railroaded
Leather has seamed top

Striped or plaid fabrics and certain patterns with distinct direction are not suitable for application. Solids, textures and leathers are recommended.

When using a combination of fabrics or leathers, specify the application by designating the appropriate letter, shown below, on the purchase order. Yardage shown must be used.

- A) One fabric or leather for top panel
yardage: 2.0 yds. leather: 35.0 sq. ft.
- B) One fabric or leather for body
yardage: 2.75 yds. leather: 45. sq. ft.

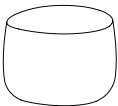
See terms and conditions for contrasting upholstery upcharges.

SCS Indoor Advantage™ Gold and LEVEL® 2 certified. See terms and conditions for additional environmental information.

Seat Height	Max. Dim.	W	D	H	Fabric	Leather	Weight	Cubes/Qty
16½"	56⅞"	33½"	59¼"	16½"	3.75 yds.	70.0'	75 lbs.	80.66'/1
419 mm	1445 mm	851 mm	1505 mm	419 mm	3.4 m	6.5 sqm	34.0 kg	2.3 cu.

COM	COL	1	2	3	4	5	6	7	8	9	10	11
2455	2530	2830	2905	2947	3005	3072	3105	3164	3214	3272	3355	3647

colours 13 4843



Non-connecting module
Freestanding only
Fully upholstered
Saddle stitch detail

Fabric railroaded
Leather has seamed top

Striped or plaid fabrics and certain patterns with distinct direction are not suitable for application. Solids, textures and leathers are recommended.

When using a combination of fabrics or leathers, specify the application by designating the appropriate letter, shown below, on the purchase order. Yardage shown must be used.

- A) One fabric or leather for top panel
yardage: 1.0 yds. leather: 14.0 sq. ft.
- B) One fabric or leather for body
yardage: 1.75 yds. leather: 20.0 sq. ft.

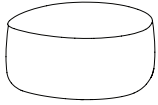
See terms and conditions for contrasting upholstery upcharges.

SCS Indoor Advantage™ Gold and LEVEL® 2 certified. See terms and conditions for additional environmental information.

Seat Height	Max. Dim.	W	D	H	Fabric	Leather	Weight	Cubes/Qty
17½"	22⅞"	22⅞"	22½"	17½"	2.25 yds.	25.0'	23 lbs.	11.45'/1
445 mm	575 mm	575 mm	572 mm	445 mm	2.1 m	2.3 sqm	10.4 kg	.32 cu.

COM	COL	1	2	3	4	5	6	7	8	9	10	11
1175	1220	1400	1445	1470	1505	1545	1565	1600	1630	1665	1715	1890

colours 2 4832



Non-connecting module
Freestanding only
Fully upholstered
Saddle stitch detail

Fabric railroaded
Leather has seamed top

Striped or plaid fabrics and certain patterns with distinct direction are not suitable for application. Solids, textures and leathers are recommended.

When using a combination of fabrics or leathers, specify the application by designating the appropriate letter, shown below, on the purchase order. Yardage shown must be used.

- A) One fabric or leather for top panel
yardage: 1.75 yds. leather: 30.00 sq. ft.
- B) One fabric or leather for body
yardage: 2.1 yds. leather: 40.0 sq. ft.

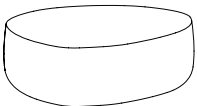
See terms and conditions for contrasting upholstery upcharges.

SCS Indoor Advantage™ Gold and LEVEL® 2 certified. See terms and conditions for additional environmental information.

Seat Height	Max. Dim.	W	D	H	Fabric	Leather	Weight	Cubes/Qty
16½"	31¼"	32⅝"	31⅝"	16½"	3.6 yds.	65.0'	40 lbs.	22.88/1
419 mm	794 mm	835 mm	803 mm	419 mm	3.1 m	6.0 sqm	18.1 kg	.65 cu.

COM	COL	1	2	3	4	5	6	7	8	9	10	11
2080	2152	2440	2512	2552	2608	2672	2704	2760	2808	2864	2944	3224

colours 3 4833



Non-connecting module
Freestanding only
Fully upholstered
Saddle stitch detail

Fabric railroaded
Leather has seamed top

Striped or plaid fabrics and certain patterns with distinct direction are not suitable for application. Solids, textures and leathers are recommended.

When using a combination of fabrics or leathers, specify the application by designating the appropriate letter, shown below, on the purchase order. Yardage shown must be used.

- A) One fabric or leather for top panel
yardage: 1.55 yds. leather: 30.0 sq. ft.
- B) One fabric or leather for body
yardage: 2.1 yds. leather: 34.0 sq. ft.

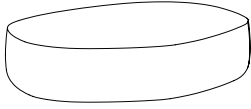
See terms and conditions for contrasting upholstery upcharges.

SCS Indoor Advantage™ Gold and LEVEL® 2 certified. See terms and conditions for additional environmental information.

Seat Height	Max. Dim.	W	D	H	Fabric	Leather	Weight	Cubes/Qty
16½"	43¾"	43¾"	38¾"	16½"	3.5 yds.	56.7'	71 lbs.	42.66/1
419 mm	1102 mm	1111 mm	975 mm	419 mm	3.2 m	5.3 sqm	32.2 kg	1.2 cu.

COM	COL	1	2	3	4	5	6	7	8	9	10	11
2830	2900	3180	3250	3289	3344	3406	3437	3492	3538	3593	3670	3943

colours 4 4834



**Non-connecting module
Freestanding only
Fully upholstered
Saddle stitched detail**

Fabric railroaded
Leather has seamed top

Striped or plaid fabrics and certain patterns with distinct direction are not suitable for application. Solids, textures and leathers are recommended.

When using a combination of fabrics or leathers, specify the application by designating the appropriate letter, shown below, on the purchase order. Yardage shown must be used.

- A) One fabric or leather for top panel
yardage: 2.0 yds. leather: 35.0 sq. ft.
- B) One fabric or leather for body
yardage: 3.75 yds. leather: 60.0 sq. ft.

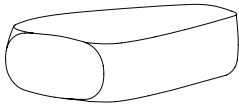
See terms and conditions for contrasting upholstery upcharges.

SCS Indoor Advantage™ Gold and LEVEL® 2 certified. See terms and conditions for additional environmental information.

Seat Height	Max. Dim.	W	D	H	Fabric	Leather	Weight	Cubes/Qty
16½"	60⅞"	61½"	45⅞"	16½"	5.75 yds.	95.0'	85 lbs.	80.66'/1
419 mm	1546 mm	1562 mm	1165 mm	419 mm	5.3 m	8.8 sqm	38.0 kg	2.3 cu.

COM	COL	1	2	3	4	5	6	7	8	9	10	11
3396	3511	3971	4086	4150	4240	4342	4393	4483	4559	4649	4776	5224

colours 5 4835



**Connecting module
Fully upholstered
Saddle stitch detail**

Fabric railroaded
Leather has seamed top

Striped or plaid fabrics and certain patterns with distinct direction are not suitable for application. Solids, textures and leathers are recommended.

When using a combination of fabrics or leathers, specify the application by designating the appropriate letter, shown below, on the purchase order. Yardage shown must be used.

- A) One fabric or leather for top panel
yardage: 1.75 yds. leather: 30.0 sq. ft.
- B) One fabric or leather for body
yardage: 2.6 yds. leather: 40.0 sq. ft.

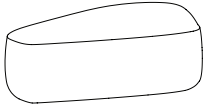
See terms and conditions for contrasting upholstery upcharges.

SCS Indoor Advantage™ Gold and LEVEL® 2 certified. See terms and conditions for additional environmental information.

Seat Height	Max. Dim.	W	D	H	Fabric	Leather	Weight	Cubes/Qty
16½"	52¾"	33"	52¾"	16½"	3.6 yds.	65.0'	51 lbs.	23.14'/1
419 mm	1340 mm	838 mm	1340 mm	419 mm	3.3 m	6.0 sqm	23.2 kg	.66 cu.

COM	COL	1	2	3	4	5	6	7	8	9	10	11
2455	2527	2815	2887	2927	2983	3047	3079	3135	3183	3239	3319	3599

colours 6 4836



**Connecting module
Fully upholstered
Saddle stitch detail**

Fabric railroaded
Leather has seamed top

Striped or plaid fabrics and certain patterns with distinct direction are not suitable for application. Solids, textures and leathers are recommended.

When using a combination of fabrics or leathers, specify the application by designating the appropriate letter, shown below, on the purchase order. Yardage shown must be used.

- A) One fabric or leather for top panel
yardage: 1.75 yds. leather: 30.0 sq. ft.
- B) One fabric or leather for body
yardage: 2.6 yds. leather: 40.0 sq. ft.

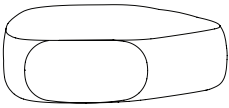
See terms and conditions for contrasting upholstery upcharges.

SCS Indoor Advantage™ Gold and LEVEL® 2 certified. See terms and conditions for additional environmental information.

Seat Height	Max. Dim.	W	D	H	Fabric	Leather	Weight	Cubes/Qty
16½"	52¾"	33"	52¾"	16½"	3.6 yds.	65.0'	51 lbs.	23.14/1
419 mm	1340 mm	838 mm	1340 mm	419 mm	3.3 m	6.0 sqm	23.2 kg	.66 cu.

COM	COL	1	2	3	4	5	6	7	8	9	10	11
2455	2527	2815	2887	2927	2983	3047	3079	3135	3183	3239	3319	3599

colours 7 4837



**Connecting module
Fully upholstered
Saddle stitch detail**

Fabric railroaded
Leather has seamed top

Striped or plaid fabrics and certain patterns with distinct direction are not suitable for application. Solids, textures and leathers are recommended.

When using a combination of fabrics or leathers, specify the application by designating the appropriate letter, shown below, on the purchase order. Yardage shown must be used.

- A) One fabric or leather for top panel
yardage: 1.75 yds. leather: 30.0 sq. ft.
- B) One fabric or leather for body
yardage: 2.75 yds. leather: 40.0 sq. ft.

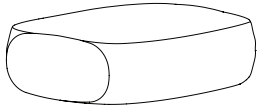
See terms and conditions for contrasting upholstery upcharges.

SCS Indoor Advantage™ Gold and LEVEL® 2 certified. See terms and conditions for additional environmental information.

Seat Height	Max. Dim.	W	D	H	Fabric	Leather	Weight	Cubes/Qty
16½"	48¾"	48¾"	33¾"	16½"	3.75 yds.	70.0'	51 lbs.	23.14/1
419 mm	1241 mm	1241 mm	857 mm	419 mm	3.4 m	6.5 sqm	23.2 kg	.66 cu.

COM	COL	1	2	3	4	5	6	7	8	9	10	11
2830	2905	3205	3280	3322	3380	3447	3480	3539	3589	3647	3730	4022

colours 8 4838



**Connecting module
Fully upholstered
Saddle stitch detail**

Fabric railroaded
Leather has seamed top

Striped or plaid fabrics and certain patterns with distinct direction are not suitable for application. Solids, textures and leathers are recommended.

When using a combination of fabrics or leathers, specify the application by designating the appropriate letter, shown below, on the purchase order. Yardage shown must be used.

- A) One fabric or leather for top panel
yardage: 1.75 yds. leather: 30.0 sq. ft.
- B) One fabric or leather for body
yardage: 2.65 yds. leather: 30.0 sq. ft.

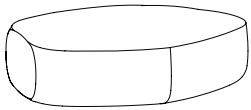
See terms and conditions for contrasting upholstery upcharges.

SCS Indoor Advantage™ Gold and LEVEL® 2 certified. See terms and conditions for additional environmental information.

Seat Height	Max. Dim.	W	D	H	Fabric	Leather	Weight	Cubes/Qty
16½"	54¾"	50¾"	33"	16½"	4.1 yds.	70.0'	51 lbs.	23.14/1
419 mm	1387 mm	1280 mm	838 mm	419 mm	3.7 m	6.5 sqm	23.2 kg	.66 cu.

COM	COL	1	2	3	4	5	6	7	8	9	10	11
2265	2347	2675	2757	2803	2867	2940	2976	3040	3095	3158	3249	3568

colours 9 4839



**Connecting module
Fully upholstered
Saddle stitch detail**

Fabric railroaded
Leather has seamed top

Striped or plaid fabrics and certain patterns with distinct direction are not suitable for application. Solids, textures and leathers are recommended.

When using a combination of fabrics or leathers, specify the application by designating the appropriate letter, shown below, on the purchase order. Yardage shown must be used.

- A) One fabric or leather for top panel
yardage: 2.0 yds. leather: 32.0 sq. ft.
- B) One fabric or leather for body
yardage: 3.6 yds. leather: 65.0 sq. ft.

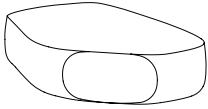
See terms and conditions for contrasting upholstery upcharges.

SCS Indoor Advantage™ Gold and LEVEL® 2 certified. See terms and conditions for additional environmental information.

Seat Height	Max. Dim.	W	D	H	Fabric	Leather	Weight	Cubes/Qty
16½"	59¾"	59¾"	45¾"	16½"	5.25 yds.	90.0'	86 lbs.	80.66/1
419 mm	1508 mm	1508 mm	1162 mm	419 mm	4.8 m	8.4 sqm	39.0 kg	2.3 cu.

COM	COL	1	2	3	4	5	6	7	8	9	10	11
3396	3501	3921	4026	4085	4166	4260	4306	4388	4458	4540	4656	5065

colours 10 4840



Connecting module
Fully upholstered
Saddle stitch detail

Fabric railroaded
Leather has seamed top

Striped or plaid fabrics and certain patterns with distinct direction are not suitable for application. Solids, textures and leathers are recommended.

When using a combination of fabrics or leathers, specify the application by designating the appropriate letter, shown below, on the purchase order. Yardage shown must be used.

- A) One fabric or leather for top panel
yardage: 2.25 yds. leather: 40.0 sq. ft.
- B) One fabric or leather for body
yardage: 3.0 yds. leather: 50.0 sq. ft.

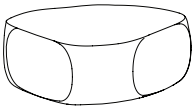
See terms and conditions for contrasting upholstery upcharges.

SCS Indoor Advantage™ Gold and LEVEL® 2 certified. See terms and conditions for additional environmental information.

Seat Height	Max. Dim.	W	D	H	Fabric	Leather	Weight	Cubes/Qty
16½"	66¾"	65¾"	42¾"	16½"	5.5 yds.	85.0'	93 lbs.	80.66'/1
419 mm	1695 mm	1667 mm	1086 mm	419 mm	5.0 m	7.9 sqm	42.2 kg	2.3 cu.

COM	COL	1	2	3	4	5	6	7	8	9	10	11
3772	3882	4322	4432	4494	4579	4677	4726	4811	4885	4970	5092	5520

colours 11 4841



Connecting module
Fully upholstered
Saddle stitch detail

Fabric railroaded
Leather has seamed top

Striped or plaid fabrics and certain patterns with distinct direction are not suitable for application. Solids, textures and leathers are recommended.

When using a combination of fabrics or leathers, specify the application by designating the appropriate letter, shown below, on the purchase order. Yardage shown must be used.

- A) One fabric or leather for top panel
yardage: 1.5 yds. leather: 25.0 sq. ft.
- B) One fabric or leather for body
yardage: 2.0 yds. leather: 32.0 sq. ft.

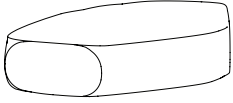
See terms and conditions for contrasting upholstery upcharges.

SCS Indoor Advantage™ Gold and LEVEL® 2 certified. See terms and conditions for additional environmental information.

Seat Height	Max. Dim.	W	D	H	Fabric	Leather	Weight	Cubes/Qty
16½"	42¾"	38½"	37¾"	16½"	3.5 yds.	57.0'	65 lbs.	42.66'/1
419 mm	1089 mm	978 mm	949 mm	419 mm	3.2 m	5.3 sqm	29.5 kg	1.2 cu.

COM	COL	1	2	3	4	5	6	7	8	9	10	11
2080	2150	2430	2500	2539	2594	2656	2687	2742	2788	2843	2920	3193

colours 12 4842



Connecting module
Fully upholstered
Saddle stitch detail

Fabric railroaded
Leather has seamed top

Striped or plaid fabrics and certain patterns with distinct direction are not suitable for application. Solids, textures and leathers are recommended.

When using a combination of fabrics or leathers, specify the application by designating the appropriate letter, shown below, on the purchase order. Yardage shown must be used.

- A) One fabric or leather for top panel
yardage: 2.4 yds. leather: 40.0 sq. ft.
- B) One fabric or leather for body
yardage: 3.5 yds. leather: 50.0 sq. ft.

See terms and conditions for contrasting upholstery upcharges.

SCS Indoor Advantage™ Gold and LEVEL® 2 certified. See terms and conditions for additional environmental information.

Seat Height	Max. Dim.	W	D	H	Fabric	Leather	Weight	Cubes/Qty
16½"	70¾"	70¾"	41¼"	16½"	5.5 yds.	90.0'	90 lbs.	80.66'/1
419 mm	1797 mm	1797 mm	1048 mm	419 mm	5.0 m	8.4 sqm	40.8 kg	2.3 cu.

COM	COL	1	2	3	4	5	6	7	8	9	10	11
3772	3882	4322	4432	4494	4579	4677	4726	4811	4885	4970	5092	5520



friends lounge modular seating collection

Friends Seating System Specification Guide

Standard Features



Friends is an upholstered modular seating system comprised of 35 unique modules which can be used interchangeably to create an unlimited number of configurations. The collection includes freestanding, two-seat, three-seat, corner and connecting modules that are available with and without arms. Arms are available as upholstered, solid oak or solid walnut.

The base is offered in polished aluminum or Bernhardt standard powder coat offerings and has $\frac{5}{8}$ " diameter non-marring adjustable nylon glides on each leg.

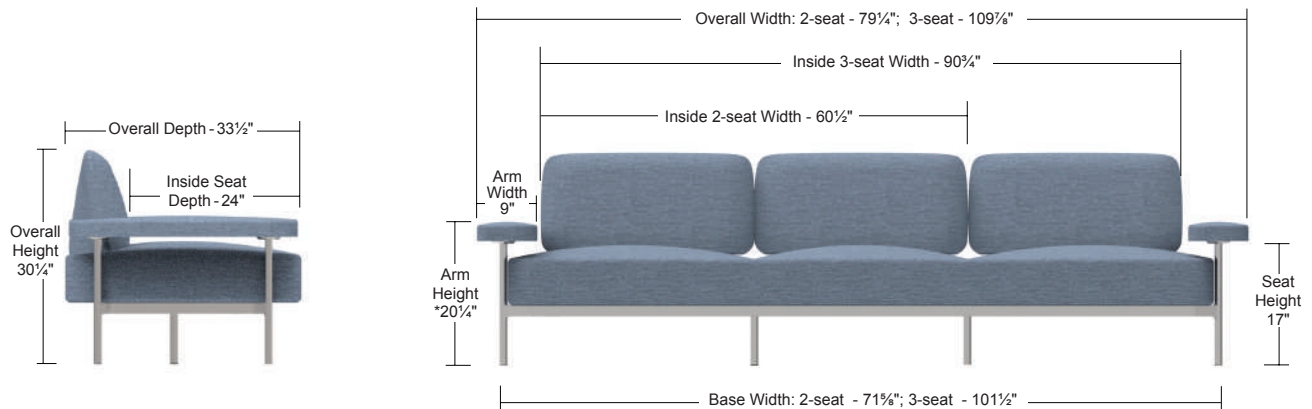
Welt is standard on the seat, back and upholstered arms. All COM/COL fabrics must be preapproved by Bernhardt Design prior to application.

When ordering configurations, please provide the total COM yardage from the same dye lot in a continuous roll(s).

All configurations are connected by pre-installed ganging brackets.

Friends is SCS Indoor Advantage™ Gold certified. See terms and conditions for additional finish and environmental information.

Please visit BernhardtDesign.com for a complete library of 2D, 3D and Revit models. You may also contact your local sales representative or the Bernhardt Design Corporate Office for specification assistance.



Side View
Showing SKU 5F7XU
Freestanding 3-Seat Sofa

Front View
Showing SKU 5F7XU
Freestanding 3-Seat Sofa
* Arm height shown is for upholstered arm.

Arm Table Options



Oak Table Arm



Walnut Table Arm

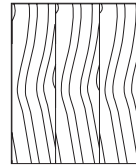


Upholstered Table Arm

Solid Wood Selections - Arm Table

When specifying light finishes the natural characteristics of the wood will be visible and color will vary. See terms and conditions for additional finish information.

C Solid Oak
Rift Cut



Standard Finish

871 860 870
837 836 861
865 805 866
872 839 845

9 Solid Walnut
Flat Cut



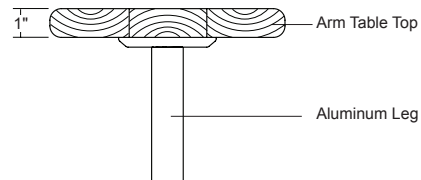
Standard Finish

872 861
860 823
839 866
870 LV8

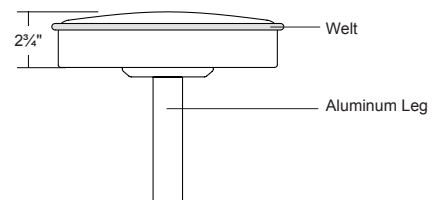
OAK Select Finishes

M73 M72 M75
M74 M76 M77
M71

Wood Arm Edge Profile



Upholstered Arm Edge Profile



Base Finish Options



Polished Aluminum Base

Base Powder Coat Selections


A two character sku identifies each powder coat finish offered. Individual skus are priced with standard metal finish. Non-standard finishes may incur an additional charge.

Standard Finish




PA Polished Aluminum


Powder Coat Finishes



WH Satin White



EC Ecu




LA Latte



AL Matte Aluminum



GR Graphite



BZ Bronze



SG Sage



IG Iron Grey



RD Black Red



BK Matte Black

Optional Powder Coat Colors - RAL

- Lead Time - Three weeks additional lead-time after color approval
- Net Up-charge - \$1000 for colors shown in Bernhardt Design RAL Powder Coat Selector
- Minimum Order Quantity - None
- Approval Sample Cost - None
- Combining Products - One up-charge is applicable for multiple products on a single purchase order when they are in the same color

Custom Powder Coat Colors

- Lead Time - Eight weeks additional lead-time after color approval
- Net Upcharge - \$3000 for solid custom colors
- Net Upcharge - To be quoted upon request for metallic custom colors
- Minimum Order Quantity - None
- Approval Sample Cost - None
- Combining Products - One up-charge is applicable for multiple products on a single purchase order when they are in the same color

Note: Metal finish colors may vary between separately ordered skus

Friends Seating System Product Overview

The Friends product overview below shows examples of the different modules that are available within the lounge modular collection. Freestanding and connecting options are available with and without arms. **The freestanding option is not available for connecting modules.**

End connecting modules can be ganged on the straight end of the module. Both end connecting modules and corner seats can be ganged on both ends.

Freestanding Options



Three-seat Freestanding
Available with upholstered or wood arms



Two-seat Freestanding
Available with upholstered or wood arms



Three-seat Freestanding
Armless



Two-seat Freestanding
Armless

Connecting Options



End Connecting Module
(Shown) Three-seat Module, RSF
Available with upholstered or wood arms.
Connects on left end



End Connecting Module
(Shown) Two-seat Module, RSF
Available with upholstered or wood arms.
Connects on left end



End Connecting Module
(Shown) Three-seat Module, RSF Armless
Connects on left end



End Connecting Module
(Shown) Two-seat Module, RSF Armless
Connects on left end



Both Ends Connecting Module
(Shown) Three-seat Armless Module
Connects on both ends



Both Ends Connecting Module
(Shown) Two-seat Armless Module
Connects on both ends



Corner Seat
Connects on both ends

Arm Options



Upholstered Arm



Solid Oak Arm



Solid Walnut Arm




None

Friends Seating System Specification Guide

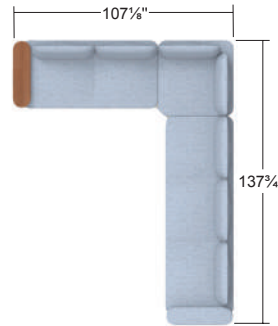
Sku Description

1



5F7XU Three-seat Freestanding Upholstered Arm

2

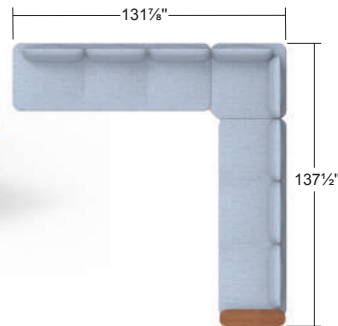


5D5LW Two-seat Module Left Side Facing Solid Walnut Arm

5C5XX Corner Seat

5D7RU Three-seat Module Right Side Facing Upholstered Arm

3



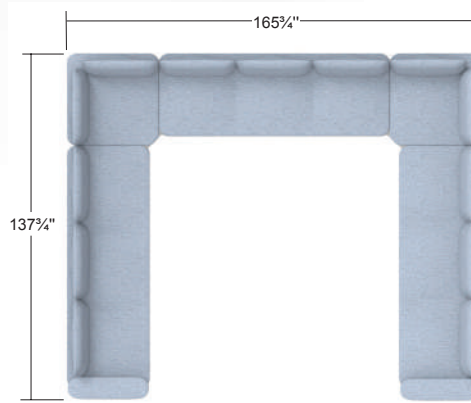
5D7LX Three-seat Armless Module Left Side Facing

5C5XX Corner Seat

5D7RW Three-seat Module Right Side Facing Solid Walnut Arm

Friends Seating System Specification Guide


4



SKU Description

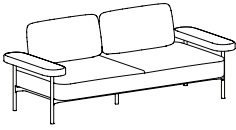
- 5D7LU** Three-seat Module
Left Side Facing
Upholstered Arm
- 5C5XX** Corner Seat
- 5B7XX** Three-seat Armless Module
- 5C5XX** Corner Seat
- 5D7RU** Three-seat Module
Right Side Facing
Upholstered Arm

5



- 5D5LU** Two-seat Module
Left Side Facing
Upholstered Arm
- 5D5RU** Two-seat Module
Right Side Facing
Upholstered Arm

Friends 5F5XU



**Two-seat freestanding
Upholstered arms
Polished aluminum or powder coat base
Upholstered seat and back**

Standard with welt
Inside seat width: 62¼", Inside seat depth: 24"

When using a combination of fabrics or leathers, specify the application by designating the appropriate letter, shown below, on the purchase order. Yardage shown must be used.

- A) One fabric or leather for seat
yardage: 5.0 yds. leather: 81.0 sq. ft.
- B) One fabric or leather for inside back and outside back
yardage: 3.0 yds. leather: 49.0 sq. ft.
- C) One fabric or leather for arm
yardage: 2.5 yds. leather: 40.5 sq. ft.
- D) One fabric or leather for welt
yardage: 1.0 yds. leather: 16.2 sq. ft.

See terms and conditions for contrasting upholstery upcharges.

SCS Indoor Advantage™ Gold certified. See terms and conditions for additional environmental information.

Seat Height	Arm Height	W	D	H	Fabric	Leather	Weight	Cubes/Qty
17"	20¼"	74¼"	33½"	30¼"	8.0 yds	130.0'	235 lbs	74.31'/1
432 mm	514 mm	2013 mm	851 mm	768 mm	7.3 m	12.1 sqm	106.6 kg	2.1 cu.

COM	COL	1	2	3	4	5	6	7	8	9	10	11
4477	4637	5277	5437	5526	5651	5793	5864	5989	6095	6220	6397	7020

sku

5F5XU

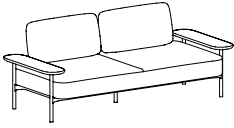
5 | F | 5 | X | U

base finish

PA polished aluminum standard, OR
 specify powder coat, upcharge \$250

WH satin white	GR graphite	SG sage
EC ecru	BZ bronze	RD black red
LA latte	IG iron grey	BK matte black
AL matte aluminum		

Friends 5F5XC



Two-seat freestanding
Solid oak arms
Polished aluminum or powder coat base
Upholstered seat and back

Standard with welt
Inside seat width: 63¼", Inside seat depth: 24"

Table arm available in all oak finishes. When specifying light finish the natural characteristics of the wood will be visible and color will vary.

When using a combination of fabrics or leathers, specify the application by designating the appropriate letter, shown below, on the purchase order. Yardage shown must be used.

- A) One fabric or leather for seat
yardage: 5.0 yds. leather: 81.0 sq. ft.
- B) One fabric or leather for inside back and outside back
yardage: 3.0 yds. leather: 49.0 sq. ft.
- D) One fabric or leather for welt
yardage: 1.0 yds. leather: 16.2 sq. ft.

See terms and conditions for contrasting upholstery upcharges.

SCS Indoor Advantage™ Gold certified. See terms and conditions for additional environmental information.

Seat Height	Arm Height	W	D	H	Fabric	Leather	Weight	Cubes/Qty
17"	18½"	73¼"	33½"	30¼"	8.0 yds.	130.0'	235 lbs	74.31'/1
432 mm	470 mm	1861 mm	851 mm	768 mm	7.3 m	12.1 sqm	106.6 kg	2.1 cu.

COM	COL	1	2	3	4	5	6	7	8	9	10	11
4892	5052	5692	5852	5941	6066	6208	6279	6404	6510	6635	6812	7435

sku

5F5XC

5 | F | 5 | X | C

base finish

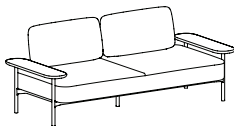
PA polished aluminum standard, OR
specify powder coat, upcharge \$250

WH satin white	GR graphite	SG sage
EC ecru	BZ bronze	RD black red
LA latte	IG iron grey	BK matte black
AL matte aluminum		

arm finish

see seating finishes - oak

Friends 5F5XW



Two-seat freestanding
Solid walnut arms
Polished aluminum or powder coat base
Upholstered seat and back

Standard with welt
Inside seat width: 63¼", Inside seat depth: 24"

Table arm available in all walnut finishes. When specifying light finish the natural characteristics of the wood will be visible and color will vary.

When using a combination of fabrics or leathers, specify the application by designating the appropriate letter, shown below, on the purchase order. Yardage shown must be used.

- A) One fabric or leather for seat
yardage: 5.0 yds. leather: 81.0 sq. ft.
- B) One fabric or leather for inside back and outside back
yardage: 3.0 yds. leather: 49.0 sq. ft.
- D) One fabric or leather for welt
yardage: 1.0 yds. leather: 16.2 sq. ft.

See terms and conditions for contrasting upholstery upcharges.

SCS Indoor Advantage™ Gold certified. See terms and conditions for additional environmental information.

Seat Height	Arm Height	W	D	H	Fabric	Leather	Weight	Cubes/Qty
17"	18 ½"	73¼"	33½"	30¼"	8.0 yds.	130.0'	235 lbs	74.31'/1
432 mm	470 mm	1861 mm	851 mm	768 mm	7.3 m	12.1 sqm	106.6 kg	2.1 cu.

COM	COL	1	2	3	4	5	6	7	8	9	10	11
4892	5052	5692	5852	5941	6066	6208	6279	6404	6510	6635	6812	7435

sku

5F5XW

5 | F | 5 | X | W

base finish

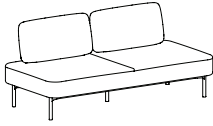
PA polished aluminum standard, OR
specify powder coat, upcharge \$250

WH satin white **GR** graphite **SG** sage
EC ecru **BZ** bronze **RD** black red
LA latte **IG** iron grey **BK** matte black
AL matte aluminum

arm finish

see seating finishes - walnut

Friends 5F5XX



Two-seat freestanding armless
Polished aluminum or powder coat base
Upholstered seat and back

Standard with welt

Inside seat depth: 24"

When using a combination of fabrics or leathers, specify the application by designating the appropriate letter, shown below, on the purchase order. Yardage shown must be used.

- A) One fabric or leather for seat
yardage: 5.0 yds. leather: 81.0 sq. ft.
- B) One fabric or leather for inside back and outside back
yardage: 3.0 yds. leather: 49.0 sq. ft.
- D) One fabric or leather for welt
yardage: 1.0 yds. leather: 16.2 sq. ft.

See terms and conditions for contrasting upholstery upcharges.

SCS Indoor Advantage™ Gold certified. See terms and conditions for additional environmental information.

Seat Height	Arm Height	W	D	H	Fabric	Leather	Weight	Cubes/Qty
17"	-	68¼"	33½"	30¼"	8.0 yds.	130.0'	209 lbs	69.18'/1
432 mm	-	1734 mm	851 mm	768 mm	7.3 m	12.1 sqm	94.1 kg	1.95 cu.

COM	COL	1	2	3	4	5	6	7	8	9	10	11
4073	4233	4873	5033	5122	5247	5389	5460	5585	5691	5816	5993	6616

sku

5F5XX

5 | F | 5 | X | X |

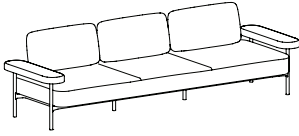
base finish

PA polished aluminum standard, OR

specify powder coat, upcharge \$250

- WH** satin white **GR** graphite **SG** sage
- EC** ecru **BZ** bronze **RD** black red
- LA** latte **IG** iron grey **BK** matte black
- AL** matte aluminum

Friends 5F7XU



**Three-seat freestanding
Upolstered arms
Polished aluminum or powder coat base
Upholstered seat and back**

Standard with welt

Inside seat width: 90¾", Inside seat depth: 24"

When using a combination of fabrics or leathers, specify the application by designating the appropriate letter, shown below, on the purchase order. Yardage shown must be used.

- A) One fabric or leather for seat
yardage: 7.0 yds. leather: 113.4 sq. ft.
- B) One fabric or leather for inside back and outside back
yardage: 4.5 yds. leather: 72.9 sq. ft.
- C) One fabric or leather for arm
yardage: 2.5 yds. leather: 40.5 sq. ft.
- D) One fabric or leather for welt
yardage: 1.25 yds. leather: 20.25 sq. ft.

See terms and conditions for contrasting upholstery upcharges.

SCS Indoor Advantage™ Gold certified. See terms and conditions for additional environmental information.

Seat Height	Arm Height	W	D	H	Fabric	Leather	Weight	Cubes/Qty
17"	20¼"	109½"	33½"	30¼"	11.25 yds.	182.25'	302 lbs	98.23'/1
432 mm	514 mm	2791 mm	851 mm	768 mm	10.3 m	17.0 sqm	137.0 kg	2.78 cu.

COM	COL	1	2	3	4	5	6	7	8	9	10	11
5760	5985	6885	7110	7235	7410	7610	7710	7885	8035	8210	8460	9335

sku

5F7XU

5 | F | 7 | X | U

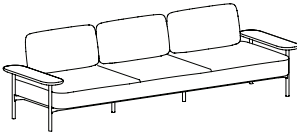
base finish

PA polished aluminum standard, OR

specify powder coat, upcharge \$250

WH satin white	GR graphite	SG sage
EC ecru	BZ bronze	RD black red
LA latte	IG iron grey	BK matte black
AL matte aluminum		

Friends 5F7XC



Three-seat freestanding
Solid oak arms
Polished aluminum or powder coat base
Upholstered seat and back

Standard with welt

Inside seat width: 91¾", Inside seat depth: 24"

Table arm available in all oak finishes. When specifying light finish the natural characteristics of the wood will be visible and color will vary.

When using a combination of fabrics or leathers, specify the application by designating the appropriate letter, shown below, on the purchase order. Yardage shown must be used.

- A) One fabric or leather for seat
yardage: 7.0 yds. leather: 113.4 sq. ft.
- B) One fabric or leather for inside back and outside back
yardage: 4.5 yds. leather: 72.9 sq. ft.
- D) One fabric or leather for welt
yardage: 1.25 yds. leather: 20.25 sq. ft.

See terms and conditions for contrasting upholstery upcharges.

SCS Indoor Advantage™ Gold certified. See terms and conditions for additional environmental information.

Seat Height	Arm Height	W	D	H	Fabric	Leather	Weight	Cubes/Qty
17"	18 ½"	108 ¾"	33 ½"	30 ¼"	11.25 yds.	182.25'	302 lbs	98.23/1
432 mm	470 mm	2765 mm	851 mm	768 mm	10.3 m	17.0 sqm	137.0 kg	2.78 cu.

COM	COL	1	2	3	4	5	6	7	8	9	10	11
6186	6411	7311	7536	7661	7836	8036	8136	8311	8461	8636	8886	9761

sku

5F7XC

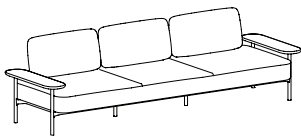
base finish

PA polished aluminum standard, OR
specify powder coat, upcharge \$250
WH satin white **GR** graphite **SG** sage
EC ecru **BZ** bronze **RD** black red
LA latte **IG** iron grey **BK** matte black
AL matte aluminum

arm finish

see seating finishes - oak

Friends 5F7XW



Three-seat freestanding
Solid walnut arms
Polished aluminum or powder coat base
Upholstered seat and back

Standard with welt

Inside seat width: 91¾", Inside seat depth: 24"

Table arm available in all walnut finishes. When specifying light finish the natural characteristics of the wood will be visible and color will vary.

When using a combination of fabrics or leathers, specify the application by designating the appropriate letter, shown below, on the purchase order. Yardage shown must be used.

- A) One fabric or leather for seat
yardage: 7.0 yds. leather: 113.4 sq. ft.
- B) One fabric or leather for inside back and outside back
yardage: 4.5 yds. leather: 72.9 sq. ft.
- D) One fabric or leather for welt
yardage: 1.25 yds. leather: 20.25 sq. ft.

See terms and conditions for contrasting upholstery upcharges.

SCS Indoor Advantage™ Gold certified. See terms and conditions for additional environmental information.

Seat Height	Arm Height	W	D	H	Fabric	Leather	Weight	Cubes/Qty
17"	18 ½"	108 ¾"	33 ½"	30 ¼"	11.25 yds.	182.25'	302 lbs	98.23/1
432 mm	470 mm	2765 mm	851 mm	768 mm	10.3 m	17.0 sqm	137.0 kg	2.78 cu.

COM	COL	1	2	3	4	5	6	7	8	9	10	11
6186	6411	7311	7536	7661	7836	8036	8136	8311	8461	8636	8886	9761

sku

5F7XW

5	F	7	X	W
---	---	---	---	---

base finish

PA polished aluminum standard, OR
 specify powder coat, upcharge \$250

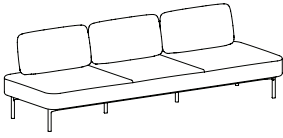
WH satin white	GR graphite	SG sage
EC ecru	BZ bronze	RD black red
LA latte	IG iron grey	BK matte black
AL matte aluminum		

arm finish

see seating finishes - walnut

--	--	--

Friends 5F7XX



**Three-seat freestanding armless
Polished aluminum or powder coat base
Upholstered seat and back**

Standard with welt

Inside seat depth: 24"

When using a combination of fabrics or leathers, specify the application by designating the appropriate letter, shown below, on the purchase order. Yardage shown must be used.

- A) One fabric or leather for seat
yardage: 7.0 yds. leather: 113.4 sq. ft.
- B) One fabric or leather for inside back and outside back
yardage: 4.5 yds. leather: 72.9 sq. ft.
- D) One fabric or leather for welt
yardage: 1.25 yds. leather: 20.25 sq. ft.

See terms and conditions for contrasting upholstery upcharges.

SCS Indoor Advantage™ Gold certified. See terms and conditions for additional environmental information.

Seat Height	Arm Height	W	D	H	Fabric	Leather	Weight	Cubes/Qty
17"	-	98¾"	33½"	30¼"	11.25 yds.	182.25'	287 lbs	93.11'/1
432 mm	-	2511 mm	851 mm	768 mm	10.3 m	17.0 sqm	130.2 kg	2.63 cu.

COM	COL	1	2	3	4	5	6	7	8	9	10	11
5367	5592	6492	6717	6842	7017	7217	7317	7492	7642	7817	8067	8942

sku

5F7XX

5 | F | 7 | X | X |

base finish

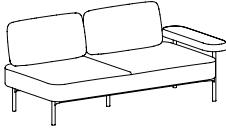
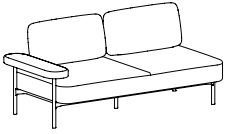
PA polished aluminum standard, OR

specify powder coat, upcharge \$250

- WH satin white GR graphite SG sage
- EC ecru BZ bronze RD black red
- LA latte IG iron grey BK matte black
- AL matte aluminum

| |

Friends 5D5LU and 5D5RU



Two-seat module
Upholstered arm
Polished aluminum or powder coat base
Upholstered seat and back

5D5LU Left side facing
5D5RU Right side facing

Standard with welt
 All necessary ganging brackets are included and pre-installed
 Freestanding option not available

Inside seat width: 61½", Inside seat depth: 24"

When using a combination of fabrics or leathers, specify the application by designating the appropriate letter, shown below, on the purchase order. Yardage shown must be used.

- A) One fabric or leather for seat
 yardage: 5.0 yds. leather: 81.0 sq. ft.
- B) One fabric or leather for inside back and outside back
 yardage: 3.0 yds. leather: 49.0 sq. ft.
- C) One fabric or leather for arm
 yardage: 2.5 yds. leather: 40.5 sq. ft.
- D) One fabric or leather for welt
 yardage: 1.0 yds. leather: 16.2 sq. ft.

See terms and conditions for contrasting upholstery upcharges.

SCS Indoor Advantage™ Gold certified. See terms and conditions for additional environmental information.

Seat Height	Arm Height	W	D	H	Fabric	Leather	Weight	Cubes/Qty
17"	20 ¼"	70"	33½"	30¼"	8.0 yds.	130'	203 lbs	66.63'/1
432 mm	514 mm	1778 mm	851 mm	768 mm	7.3 m	12.1 sqm	92.1 kg	1.88 cu.

COM	COL	1	2	3	4	5	6	7	8	9	10	11
4270	4430	5070	5230	5319	5444	5586	5657	5782	5888	6013	6190	6813

sku

5D5LU left side facing
5D5RU right side facing

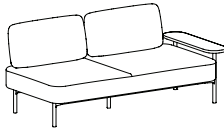
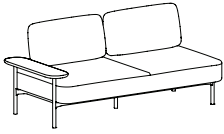
--	--	--	--	--

base finish

PA polished aluminum standard, OR
 specify powder coat, upcharge \$250
WH satin white **GR** graphite **SG** sage
EC ecru **BZ** bronze **RD** black red
LA latte **IG** iron grey **BK** matte black
AL matte aluminum

--	--

Friends 5D5LC and 5D5RC



Two-seat module
Solid oak arm
Polished aluminum or powder coat base
Upholstered seat and back

5D5LC Left side facing
5D5RC Right side facing

Standard with welt
All necessary ganging brackets are included and pre-installed
Freestanding option not available

Inside seat width: 62", Inside seat depth: 24"

Table arm available in all oak finishes. When specifying light finish the natural characteristics of the wood will be visible and color will vary.

When using a combination of fabrics or leathers, specify the application by designating the appropriate letter, shown below, on the purchase order. Yardage shown must be used.

- A) One fabric or leather for seat
yardage: 5.0 yds. leather: 81.0 sq. ft.
- B) One fabric or leather for inside back and outside back
yardage: 3.0 yds. leather: 49.0 sq. ft
- D) One fabric or leather for welt
yardage: 1.0 yds. leather: 16.2 sq. ft.

See terms and conditions for contrasting upholstery upcharges.

SCS Indoor Advantage™ Gold certified. See terms and conditions for additional environmental information.

Seat Height	Arm Height	W	D	H	Fabric	Leather	Weight	Cubes/Qty
17"	18 1/2"	69 3/4"	33 1/2"	30 1/4"	8.0 yds.	130.0'	203 lbs	66.63'/1
432 mm	470 mm	1772 mm	851 mm	768 mm	7.3 m	12.1 sqm	92.1 kg	1.88 cu.

COM	COL	1	2	3	4	5	6	7	8	9	10	11
4488	4648	5288	5448	5537	5662	5804	5875	6000	6106	6231	6408	7031

sku

5D5LC left side facing
5D5RC right side facing

base finish

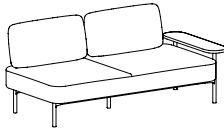
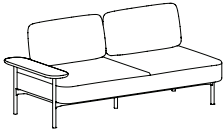
PA polished aluminum standard, OR
specify powder coat, upcharge \$250

WH satin white **GR** graphite **SG** sage
EC ecru **BZ** bronze **RD** black red
LA latte **IG** iron grey **BK** matte black
AL matte aluminum

arm finish

see seating finishes - oak

Friends 5D5LW and 5D5RW



Two-seat module
Solid walnut arm
Polished aluminum or powder coat base
Upholstered seat and back

5D5LW Left side facing
5D5RW Right side facing

Standard with welt
All necessary ganging brackets are included and pre-installed
Freestanding option not available

Inside seat width: 62", Inside seat depth: 24"

Table arm available in all walnut finishes. When specifying light finish the natural characteristics of the wood will be visible and color will vary.

When using a combination of fabrics or leathers, specify the application by designating the appropriate letter, shown below, on the purchase order. Yardage shown must be used.

- A) One fabric or leather for seat
yardage: 5.0 yds. leather: 81.0 sq. ft.
- B) One fabric or leather for inside back and outside back
yardage: 3.0 yds. leather: 49.0 sq. ft.
- D) One fabric or leather for welt
yardage: 1.0 yds. leather: 16.2 sq. ft.

See terms and conditions for contrasting upholstery upcharges.

SCS Indoor Advantage™ Gold certified. See terms and conditions for additional environmental information.

Seat Height	Arm Height	W	D	H	Fabric	Leather	Weight	Cubes/Qty
17"	18 1/2"	69 3/4"	33 1/2"	30 1/4"	8.0 yds.	130.0'	203 lbs	66.63/1
432 mm	470 mm	1772 mm	851 mm	768 mm	7.3 m	12.1 sqm	92.1 kg	1.88 cu.

COM	COL	1	2	3	4	5	6	7	8	9	10	11
4488	4648	5288	5448	5537	5662	5804	5875	6000	6106	6231	6408	7031

sku

5D5LW	left side facing
5D5RW	right side facing

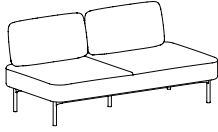
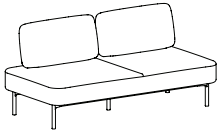
base finish

PA	polished aluminum standard, OR		
<i>specify powder coat, upcharge \$250</i>			
WH	satin white	GR	graphite
EC	ecru	BZ	bronze
LA	latte	IG	iron grey
AL	matte aluminum		
SG	sage		
RD	black red		
BK	matte black		

arm finish

see seating finishes - walnut

Friends 5D5LX and 5D5RX



Two-seat armless module
Polished aluminum or powder coat base
Upholstered seat and back

5D5LX Left side facing
5D5RX Right side facing

Standard with welt
All necessary ganging brackets are included and pre-installed
Gangs on straight end of the module
Freestanding option not available

Inside seat depth: 24"

When using a combination of fabrics or leathers, specify the application by designating the appropriate letter, shown below, on the purchase order. Yardage shown must be used.

- A) One fabric or leather for seat
yardage: 5.0 yds. leather: 81.0 sq. ft.
- B) One fabric or leather for inside back and outside back
yardage: 3.0 yds. leather: 49.0 sq. ft.
- D) One fabric or leather for welt
yardage: 1.0 yds. leather: 16.2 sq. ft.

See terms and conditions for contrasting upholstery upcharges.

SCS Indoor Advantage™ Gold certified. See terms and conditions for additional environmental information.

Seat Height	Arm Height	W	D	H	Fabric	Leather	Weight	Cubes/Qty
17"	-	64½"	33½"	30¼"	8.0 yds.	130.0'	188 lbs	64.92/1
432 mm	-	1629 mm	851 mm	768 mm	7.3 m	12.1 sqm	85.3 kg	1.83 cu.

COM	COL	1	2	3	4	5	6	7	8	9	10	11
4073	4233	4873	5033	5122	5247	5389	5460	5585	5691	5816	5993	6616

sku

5D5LX left side facing
5D5RX right side facing

--	--	--	--	--

base finish

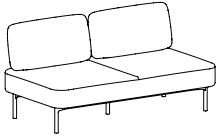
PA polished aluminum standard, OR

specify powder coat, upcharge \$250

WH satin white	GR graphite	SG sage
EC ecru	BZ bronze	RD black red
LA latte	IG iron grey	BK matte black
AL matte aluminum		

--	--

Friends 5B5XX



**Two-seat armless module
Polished aluminum or powder coat base
Upholstered seat and back**

Standard with welt
All necessary ganging brackets are included and pre-installed
Gangs on both ends of the module
Freestanding option not available

Inside seat depth: 24"

When using a combination of fabrics or leathers, specify the application by designating the appropriate letter, shown below, on the purchase order. Yardage shown must be used.

- A) One fabric or leather for seat
yardage: 5.0 yds. leather: 81.0 sq. ft.
- B) One fabric or leather for inside back and outside back
yardage: 3.0 yds. leather: 49.0 sq. ft.
- D) One fabric or leather for welt
yardage: 1.0 yds. leather: 16.2 sq. ft.

See terms and conditions for contrasting upholstery upcharges.

SCS Indoor Advantage™ Gold certified. See terms and conditions for additional environmental information.

Seat Height	Arm Height	W	D	H	Fabric	Leather	Weight	Cubes/Qty
17"	-	60½"	33½"	30¼"	8.0 yds.	130.0'	173 lbs	62.35'/1
432 mm	-	1540 mm	851 mm	768 mm	7.3 m	12.1 sqm	78.5 kg	1.76 cu.

COM	COL	1	2	3	4	5	6	7	8	9	10	11
4073	4233	4873	5033	5122	5247	5389	5460	5585	5691	5816	5993	6616

sku

5B5XX

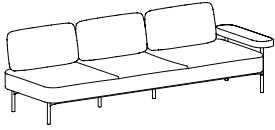
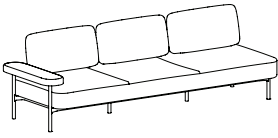
5 | B | 5 | X | X |

base finish

PA polished aluminum standard, OR

specify powder coat, upcharge \$250
WH satin white **GR** graphite **SG** sage
EC ecru **BZ** bronze **RD** black red
LA latte **IG** iron grey **BK** matte black
AL matte aluminum

Friends 5D7LU and 5D7RU



Three-seat module
Upholstered arm
Polished aluminum or powder coat base
Upholstered seat and back

5D7LU Left side facing
5D7RU Right side facing

Standard with welt
All necessary ganging brackets are included and pre-installed
Gangs on straight end of the module
Freestanding option not available

Inside seat width: 90", Inside seat depth: 24"

When using a combination of fabrics or leathers, specify the application by designating the appropriate letter, shown below, on the purchase order. Yardage shown must be used.

- A) One fabric or leather for seat
yardage: 7.0 yds. leather: 113.4 sq. ft.
- B) One fabric or leather for inside back and outside back
yardage: 4.5 yds. leather: 72.9 sq. ft.
- C) One fabric or leather for arm
yardage: 2.5 yds. leather: 40.5 sq. ft.
- D) One fabric or leather for welt
yardage: 1.25 yds. leather: 20.25 sq. ft.

See terms and conditions for contrasting upholstery upcharges.

SCS Indoor Advantage™ Gold certified. See terms and conditions for additional environmental information.

Seat Height	Arm Height	W	D	H	Fabric	Leather	Weight	Cubes/Qty
17"	20 1/4"	100 3/8"	33 1/2"	30 1/4"	11.25 yds.	182.25'	272 lbs	93.11'/1
432 mm	514 mm	2550 mm	851 mm	768 mm	10.3 m	17.0 sqm	123.4 kg	2.63 cu.

COM	COL	1	2	3	4	5	6	7	8	9	10	11
5564	5789	6689	6914	7039	7214	7414	7514	7689	7839	8014	8264	9139

sku

5D7LU left side facing
5D7RU right side facing

--	--	--	--	--

base finish

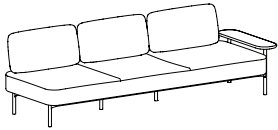
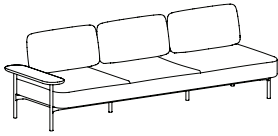
PA polished aluminum standard, OR

specify powder coat, upcharge \$250

WH satin white	GR graphite	SG sage
EC ecru	BZ bronze	RD black red
LA latte	IG iron grey	BK matte black
AL matte aluminum		

--	--

Friends 5D7LC and 5D7RC



Three-seat module
Solid oak arm
Polished aluminum or powder coat base
Upholstered seat and back

5D7LC Left side facing
5D7RC Right side facing

Standard with welt
 All necessary ganging brackets are included and pre-installed
 Gangs on straight end of the module
 Freestanding option not available

Inside seat width: 90½", Inside seat depth: 24"

Table arm available in all oak finishes. When specifying light finish the natural characteristics of the wood will be visible and color will vary.

When using a combination of fabrics or leathers, specify the application by designating the appropriate letter, shown below, on the purchase order. Yardage shown must be used.

- A) One fabric or leather for seat
 yardage: 7.0 yds. leather: 113.4 sq. ft.
- B) One fabric or leather for inside back and outside back
 yardage: 4.5 yds. leather: 72.9 sq. ft.
- D) One fabric or leather for welt
 yardage: 1.25 yds. leather: 20.25 sq. ft.

See terms and conditions for contrasting upholstery upcharges.

SCS Indoor Advantage™ Gold certified. See terms and conditions for additional environmental information.

Seat Height	Arm Height	W	D	H	Fabric	Leather	Weight	Cubes/Qty
17"	18 ½"	100¼"	33½"	30¼"	11.25 yds.	182.25'	272 lbs	93.11/1
432 mm	470 mm	2543 mm	851 mm	768 mm	10.3 m	17.0 sqm	123.4 kg	2.63 cu.

COM	COL	1	2	3	4	5	6	7	8	9	10	11
5787	6012	6912	7137	7262	7437	7637	7737	7912	8062	8237	8487	9362

sku

5D7LC left side facing
5D7RC right side facing

--	--	--	--	--

base finish

PA polished aluminum standard, OR
 specify powder coat, upcharge \$250
WH satin white **GR** graphite **SG** sage
EC ecru **BZ** bronze **RD** black red
LA latte **IG** iron grey **BK** matte black
AL matte aluminum

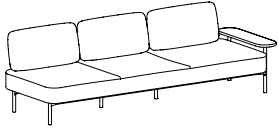
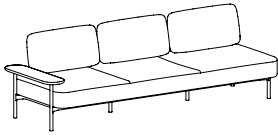
--	--

arm finish

see seating
 finishes - oak

--	--	--

Friends 5D7LW and 5D7RW



Three-seat module
Solid walnut arm
Polished aluminum or powder coat base
Upholstered seat and back

5D7LW Left side facing
5D7RW Right side facing

Standard with welt
 All necessary ganging brackets are included and pre-installed
 Gangs on straight end of the module
 Freestanding option not available

Inside seat width: 90½", Inside seat depth: 24"

Table arm available in all walnut finishes. When specifying light finish the natural characteristics of the wood will be visible and color will vary.

When using a combination of fabrics or leathers, specify the application by designating the appropriate letter, shown below, on the purchase order. Yardage shown must be used.

- A) One fabric or leather for seat
 yardage: 7.0 yds. leather: 113.4 sq. ft.
- B) One fabric or leather for inside back and outside back
 yardage: 4.5 yds. leather: 72.9 sq. ft.
- D) One fabric or leather for welt
 yardage: 1.25 yds. leather: 20.25 sq. ft.

See terms and conditions for contrasting upholstery upcharges.

SCS Indoor Advantage™ Gold certified. See terms and conditions for additional environmental information.

Seat Height	Arm Height	W	D	H	Fabric	Leather	Weight	Cubes/Qty
17"	18 ½"	100¼"	33½"	30¼"	11.25 yds.	182.25'	272 lbs	93.11/1
432 mm	470 mm	2543 mm	851 mm	768 mm	10.3 m	17.0 sqm	123.4 kg	2.63 cu.

COM	COL	1	2	3	4	5	6	7	8	9	10	11
5787	6012	6912	7137	7262	7437	7637	7737	7912	8062	8237	8487	9362

sku

5D7LW left side facing
5D7RW right side facing

--	--	--	--	--

base finish

PA polished aluminum standard, OR
 specify powder coat, upcharge \$250
WH satin white **GR** graphite **SG** sage
EC ecru **BZ** bronze **RD** black red
LA latte **IG** iron grey **BK** matte black
AL matte aluminum

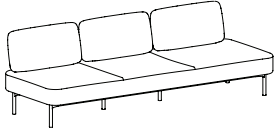
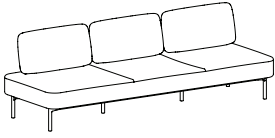
--	--

arm finish

see seating
 finishes - walnut

--	--	--

Friends 5D7LX and 5D7RX



Three-seat armless module
Polished aluminum or powder coat base
Upholstered seat and back

5D7LX Left side facing
5D7RX Right side facing

Standard with welt
All necessary ganging brackets are included and pre-installed
Gangs on straight end of the module
Freestanding option not available

Inside seat depth: 24"

When using a combination of fabrics or leathers, specify the application by designating the appropriate letter, shown below, on the purchase order. Yardage shown must be used.

- A) One fabric or leather for seat
yardage: 7.0 yds. leather: 113.4 sq. ft.
- B) One fabric or leather for inside back and outside back
yardage: 4.5 yds. leather: 72.9 sq. ft.
- D) One fabric or leather for welt
yardage: 1.25 yds. leather: 20.25 sq. ft.

See terms and conditions for contrasting upholstery upcharges.

SCS Indoor Advantage™ Gold certified. See terms and conditions for additional environmental information.

Seat Height	Arm Height	W	D	H	Fabric	Leather	Weight	Cubes/Qty
17"	-	94½"	33½"	30¼"	11.25 yds.	182.25'	262 lbs	90.54'/1
432 mm	-	2400 mm	851 mm	768 mm	10.3 m	17.0 sqm	118.8 kg	2.56 cu.

COM	COL	1	2	3	4	5	6	7	8	9	10	11
5367	5592	6492	6717	6842	7017	7217	7317	7492	7642	7817	8067	8942

sku

5D7LX left side facing
5D7RX right side facing

--	--	--	--	--

base finish

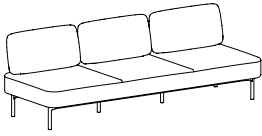
PA polished aluminum standard, OR

specify powder coat, upcharge \$250

WH satin white	GR graphite	SG sage
EC ecru	BZ bronze	RD black red
LA latte	IG iron grey	BK matte black
AL matte aluminum		

--	--

Friends 5B7XX



**Three-seat armless module
Polished aluminum or powder coat base
Upholstered seat and back**

Standard with welt
All necessary ganging brackets are included and pre-installed
Gangs on both ends of the module
Freestanding option not available

Inside seat depth: 24"

When using a combination of fabrics or leathers, specify the application by designating the appropriate letter, shown below, on the purchase order. Yardage shown must be used.

- A) One fabric or leather for seat
yardage: 7.0 yds. leather: 113.4 sq. ft.
- B) One fabric or leather for inside back and outside back
yardage: 4.5 yds. leather: 72.9 sq. ft.
- D) One fabric or leather for welt
yardage: 1.25 yds. leather: 20.25 sq. ft.

See terms and conditions for contrasting upholstery upcharges.

SCS Indoor Advantage™ Gold certified. See terms and conditions for additional environmental information.

Seat Height	Arm Height	W	D	H	Fabric	Leather	Weight	Cubes/Qty
17"	-	91"	33½"	30¼"	11.25 yds.	182.25'	242 lbs	87.98/1
432 mm	-	2311 mm	851 mm	768 mm	10.3 m	17.0 sqm	109.8 kg	2.49 cu.

COM	COL	1	2	3	4	5	6	7	8	9	10	11
5367	5592	6492	6717	6842	7017	7217	7317	7492	7642	7817	8067	8942

sku

5B7XX

5	B	7	X	X
---	---	---	---	---

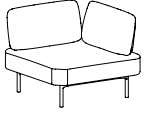
base finish

PA polished aluminum standard, OR

specify powder coat, upcharge \$250

WH satin white	GR graphite	SG sage
EC ecru	BZ bronze	RD black red
LA latte	IG iron grey	BK matte black
AL matte aluminum		

Friends 5C5XX



**Corner seat
Polished aluminum or powder coat base
Upholstered seat and back**

Standard with welt
All necessary ganging brackets are included and pre-installed
Gangs on both ends of the module
Freestanding option not available

Inside seat depth: 24"

When using a combination of fabrics or leathers, specify the application by designating the appropriate letter, shown below, on the purchase order. Yardage shown must be used.

- A) One fabric or leather for seat
yardage: 3.0 yds. leather: 49.0 sq. ft.
- B) One fabric or leather for inside back and outside back
yardage: 3.0 yds. leather: 49.0 sq. ft.
- D) One fabric or leather for welt
yardage: 1.0 yds. leather: 16.2 sq. ft.

See terms and conditions for contrasting upholstery upcharges.

SCS Indoor Advantage™ Gold certified. See terms and conditions for additional environmental information.

Seat Height	Arm Height	W	D	H	Fabric	Leather	Weight	Cubes/Qty
17"	-	37½"	37½"	30¼"	5.25 yds.	85.0'	135 lbs	35.02/1
432 mm	-	950 mm	851 mm	768 mm	4.8 m	7.9 sqm	61.2 kg	.99 cu.

COM	COL	1	2	3	4	5	6	7	8	9	10	11
3249	3354	3774	3879	3938	4019	4113	4159	4241	4311	4393	4509	4918

sku

5C5XX

5 | C | 5 | X | X |

base finish

PA polished aluminum standard, OR
specify powder coat, upcharge \$250
WH satin white **GR** graphite **SG** sage
EC ecru **BZ** bronze **RD** black red
LA latte **IG** iron grey **BK** matte black
AL matte aluminum

Harmony Seating System Specification Guide

Standard Features



Harmony is an extensive seating platform which allows you to design your own product. You can easily personalize pieces to create different looks within a space.

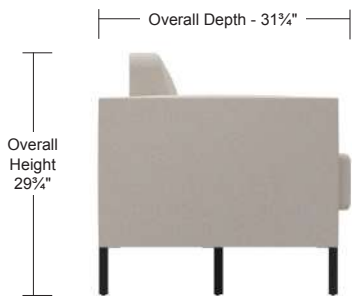
Customization is made easy by following a simple menu of options including: style, scale, cushion type, cushion stitching options, fabric application and leg design. The collection of chairs, sofas, benches and modular units are available in three distinctive styles - Classic, Tuxedo and Luxe, and two scales - Standard and Grande. Two cushion types are offered, along with five unique stitching details and twenty-five leg choices. A standalone compact chair is also offered in classic and tuxedo styles.

All necessary ganging brackets are included and pre-installed. When ordering multi-item configurations, provide the total COM yardage from the same dye lot in a continuous roll(s).

Harmony's 11,176 options present endless design possibilities.

Harmony is SCS Indoor Advantage™ Gold and LEVEL® 2 certified. See terms and conditions for additional environmental information.


Please visit Bernhardtdesign.com for a complete library of 2D, 3D, and Revit models. You may also contact your local sales representative or the Bernhardt Design Corporate office for specification assistance.



Side View
Showing SKU Classic Standard K1C



Front View
Showing SKU Classic Standard K1C



Side View
Showing SKU Classic Grande K2C



Front View
Showing SKU Classic Grande K2C

Harmony Specification Guide

The next pages provide an overview of Harmony as well as a guide for ordering. Use these steps below to create your custom design.

1. Select your style: Classic or Luxe
2. Select your scale: Grande, Standard or Compact
3. Select the product
4. Select cushion type: Radius or Square
5. Select cushion stitching option
6. Select fabric or leather application
7. Specify leg shape and material. Choose either metal leg/metal finish code or wood leg/wood species. When specifying wood leg make sure to also specify the wood finish code.

Introduction

Style

Classic



Luxe



Scale

Grande



36 $\frac{1}{4}$ "w" x 34"d x 29 $\frac{3}{4}$ "h

Standard



34 $\frac{1}{4}$ "w" x 31 $\frac{3}{4}$ "d x 29 $\frac{3}{4}$ "h

Compact



31 $\frac{1}{4}$ "w" x 30 $\frac{1}{4}$ "d x 29 $\frac{3}{4}$ "h

Cushion Type

Radius - 1



Square - 2



Stitching Options

Standard - A



Standard with Welt - B



Tufted - C



Tufted with Welt - D



Quilted - E



Fabric Application

One Fabric - A



Two Fabrics - B



Three Fabrics - C



Leg Options

Block Walnut - K9



Block Maple - KE



Conical Walnut - I9



Conical Maple - IE



Incline Walnut - J9



Incline Maple - JE



Bevel Walnut - H9



Bevel Maple - HE



Bevel Polished - CP



Bevel Brushed - CB



Bevel Bronze - CZ



Bevel Black - CK



Square Polished - BP



Square Brushed - BB



Square Bronze - BZ



Square Black - BK



Round Polished - AP



Round Brushed - AB



Round Bronze - AZ



Round Black - AK



Ballet Polished - DP



Ballet Brushed - DB




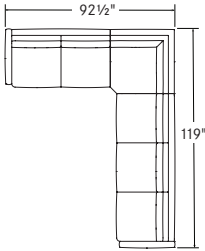

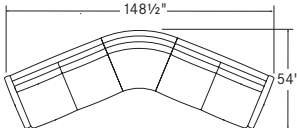
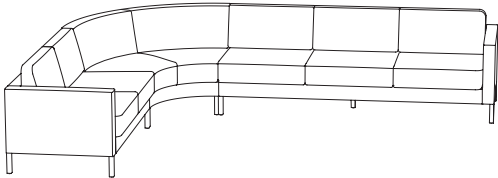
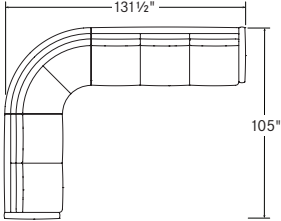
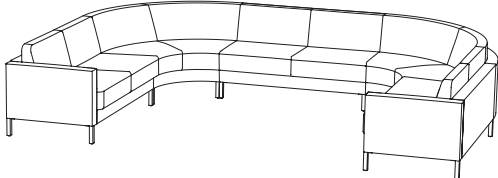
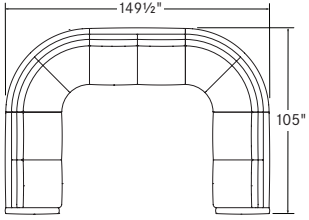
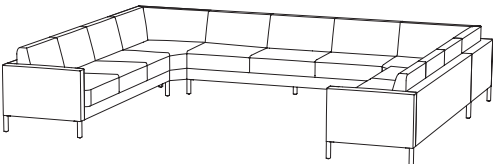
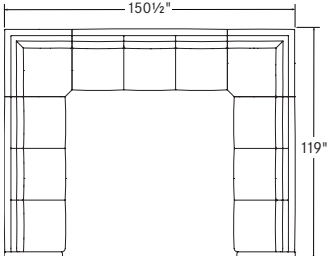
Ballet Bronze - DZ




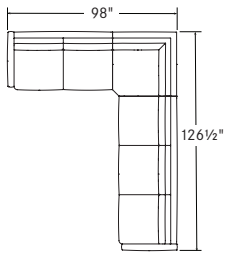

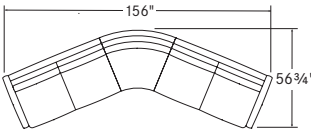
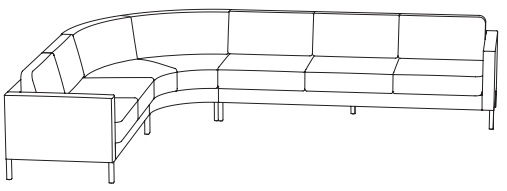
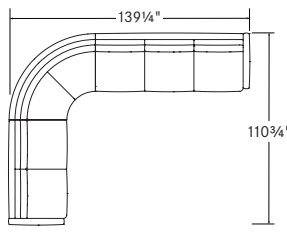
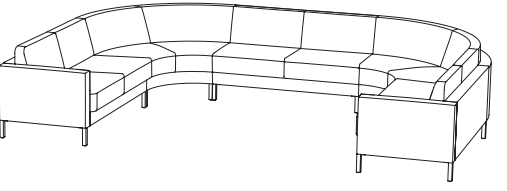
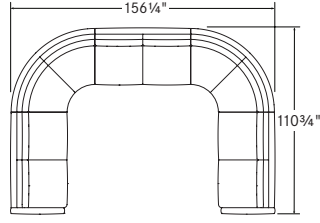
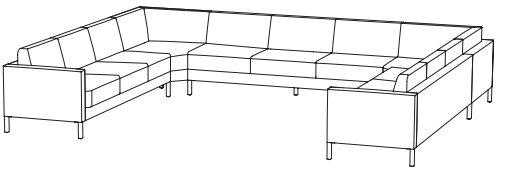
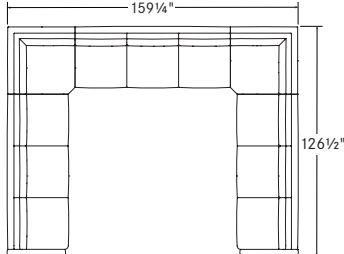
Ballet Black - DK




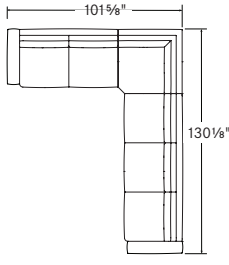
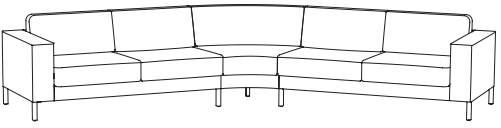
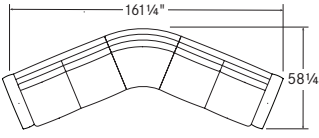
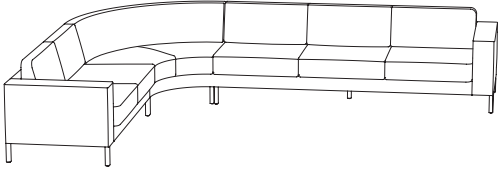
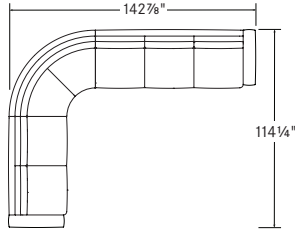
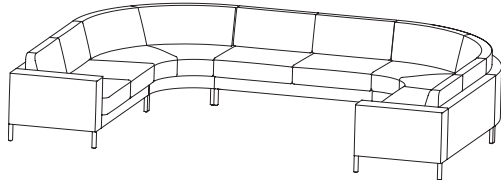
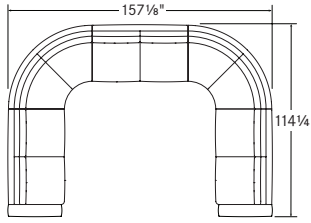
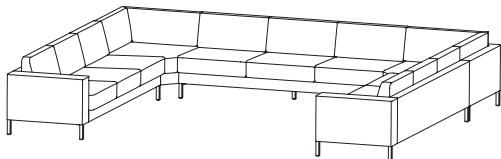
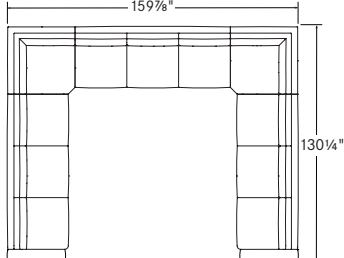
Harmony Seating Sample Configurations - Scale: Standard Style: Classic

1		Style: Classic	Sku	Description
			<p>K1D K1H K1G</p>	<p>Left Side Facing Loveseat Square Corner Chair Right Side Facing Sofa</p>
2			<p>K1D K1I K1E</p>	<p>Left Side Facing Loveseat Curved 45° Connector Right Side Facing Loveseat</p>
3			<p>K1D K1J K1G</p>	<p>Left Side Facing Loveseat Curved 90° Connector Right Side Facing Sofa</p>
4			<p>K1D K1J K1K K1J K1E</p>	<p>Left Side Facing Loveseat Curved 90° Connector Armless Loveseat Curved 90° Connector Right Side Facing Loveseat</p>
5			<p>K1F K1H K1L K1H K1G</p>	<p>Left Side Facing Sofa Square Corner Connector Armless Sofa Square Corner Connector Right Side Facing Sofa</p>

Harmony Seating Sample Configurations - Scale: Grande Style: Classic


1	Sku Description
	 <p>K2D Left Side Facing Loveseat K2H Square Corner Chair K2G Right Side Facing Sofa</p>
	 <p>K2D Left Side Facing Loveseat K2I Curved 45° Connector K2E Right Side Facing Loveseat</p>
	 <p>K2D Left Side Facing Loveseat K2J Curved 90° Connector K2G Right Side Facing Sofa</p>
	 <p>K2D Left Side Facing Loveseat K2J Curved 90° Connector K2K Armless Loveseat K2J Curved 90° Connector K2E Right Side Facing Loveseat</p>
	 <p>K2F Left Side Facing Sofa K2H Square Corner Connector K2L Armless Sofa K2H Square Corner Connector K2G Right Side Facing Sofa</p>

Harmony Seating Sample Configurations - Scale: Luxe

1	Sku Description
 	<p>K3D Left Side Facing Loveseat K3H Square Corner Chair K3G Right Side Facing Sofa</p>
 	<p>K3D Left Side Facing Loveseat K3I Curved 45° Connector K3E Right Side Facing Loveseat</p>
 	<p>K3D Left Side Facing Loveseat K3J Curved 90° Connector K3G Right Side Facing Sofa</p>
 	<p>K3D Left Side Facing Loveseat K3J Curved 90° Connector K3K Armless Loveseat K3J Curved 90° Connector K3E Right Side Facing Loveseat</p>
 	<p>K3F Left Side Facing Sofa K3H Square Corner Connector K3L Armless Sofa K3H Square Corner Connector K3G Right Side Facing Sofa</p>

classic standard

classic standard K1A



Chair
Upholstered

Inside seat depth: 22½"

Metal or wood legs. Wood legs available in all maple and walnut finishes. When specifying light finishes the natural characteristics of the wood will be visible and color will vary.

When using a combination of fabrics or leathers, specify the application by designating the appropriate letter, shown below, on the purchase order. Yardage shown must be used.

- A) One fabric or leather for seat cushion and back cushion
yardage: 3.75 yds. leather: 60.0 sq. ft.
- B) One fabric or leather for body
yardage: 3.75 yds. leather: 60.0 sq. ft.
- C) One fabric or leather for welt and/or buttons
yardage: 1.0 yds. leather: 10.0 sq. ft.

See terms and conditions for contrasting upholstery and welt upcharges.

**Cushion upcharge: B & C cushion add \$150. D & E cushion add \$250.

SCS Indoor Advantage™ Gold and LEVEL® 2 certified. See terms and conditions for additional finish and environmental information.

Seat Height	Arm Height	W	D	H	Fabric	Leather	Weight	Cubes/Qty
17½"	24½"	34¼"	31¾"	29¾"	7.5 yds.	115.0'	99 lbs.	22.67/1
445 mm	622 mm	870 mm	806 mm	756 mm	6.9 m	10.7sqm	45.0 kg	.64 cu.


COM	COL	1	2	3	4	5	6	7	8	9	10	11
2902	3052	3652	3802	3886	4002	4136	4202	4319	4419	4536	4702	5286

sku	cushion type	cushion stitching options		metal leg	metal finish code	wood leg	wood species	wood finish code
	1 radius cushions 2 square cushions	A standard B with welt** C tufted**	D tufted with welt** E quilted** **cushion upcharges	A round B square C bevel D ballet	Z bronze K black P polished B brushed	H bevel I conical J incline K block	E maple 9 walnut	see seating finishes

Choose: metal leg/metal finish code or wood leg/wood species.

classic standard

classic standard K1B



Loveseat Upholstered

Inside seat depth: 22½"

Metal or wood legs. Wood legs available in all maple and walnut finishes. When specifying light finishes the natural characteristics of the wood will be visible and color will vary.

When using a combination of fabrics or leathers, specify the application by designating the appropriate letter, shown below, on the purchase order. Yardage shown must be used.

- A) One fabric or leather for seat cushion and back cushion
yardage: 7.25 yds. leather: 110.0 sq. ft.
- B) One fabric or leather for body
yardage: 7.25 yds. leather: 110.0 sq. ft.
- C) One fabric or leather for welt and/or buttons
yardage: 1.5 yds. leather: 15.0 sq. ft.

See terms and conditions for contrasting upholstery and welt upcharges.

**Cushion upcharge: B & C cushion add \$200. D & E cushion add \$350.

SCS Indoor Advantage™ Gold and LEVEL® 2 certified. See terms and conditions for additional finish and environmental information.

Seat Height	Arm Height	W	D	H	Fabric	Leather	Weight	Cubes/Qty
17½"	24½"	60¾"	31¾"	29¾"	14.25 yds.	230.0'	129.0 lbs.	42.67/1
445 mm	622 mm	1543 mm	806 mm	756 mm	13.0 m	21.4 sqm	58.6 kg	1.21 cu.

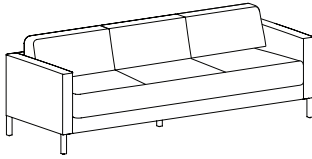
COM	COL	1	2	3	4	5	6	7	8	9	10	11
4508	4793	5933	6218	6377	6598	6852	6978	7200	7390	7612	7928	9037

sku	cushion type	cushion stitching options		metal leg	metal finish code	wood leg	wood species	wood finish code
	1 radius cushions 2 square cushions	A standard B with welt** C tufted**	D tufted with welt** E quilted** **cushion upcharges	A round B square C bevel D ballet	Z bronze K black P polished B brushed	H bevel I conical J incline K block	E maple 9 walnut	see seating finishes

Choose: metal leg/metal finish code or wood leg/wood species.

classic standard

classic standard K1C



Sofa Upholstered

Inside seat depth: 22½"

Metal or wood legs. Wood legs available in all maple and walnut finishes. When specifying light finishes the natural characteristics of the wood will be visible and color will vary.

When using a combination of fabrics or leathers, specify the application by designating the appropriate letter, shown below, on the purchase order. Yardage shown must be used.

- A) One fabric or leather for seat cushion and back cushion
yardage: 10.75 yds. leather: 160.0 sq. ft.
- B) One fabric or leather for body
yardage: 8.8 yds. leather: 130.0 sq. ft.
- C) One fabric or leather for welt and/or buttons
yardage: 1.75 yds. leather: 20.0 sq. ft.

See terms and conditions for contrasting upholstery and welt upcharges.

**Cushion upcharge: B & C cushion add \$250. D & E cushion add \$450.

SCS Indoor Advantage™ Gold and LEVEL® 2 certified. See terms and conditions for additional finish and environmental information.

Seat Height	Arm Height	W	D	H	Fabric	Leather	Weight	Cubes/Qty
17½"	24½"	87¼"	31¼"	29¾"	19.5 yds.	315.0'	171 lbs.	56.67/1
445 mm	622 mm	2216 mm	806 mm	756 mm	17.8 m	29.3 sqm	77.6 kg	1.60 cu.

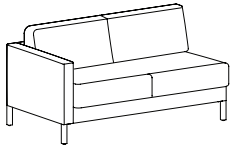
COM	COL	1	2	3	4	5	6	7	8	9	10	11
5795	6185	7745	8135	8352	8655	9002	9175	9479	9739	10042	10475	11992

sku	cushion type	cushion stitching options		metal leg	metal finish code	wood leg	wood species	wood finish code
<input type="text"/>	1 radius cushions 2 square cushions	A standard B with welt** C tufted**	D tufted with welt** E quilted** **cushion upcharges	A round B square C bevel D ballet	Z bronze K black P polished B brushed	H bevel I conical J incline K block	E maple 9 walnut	see seating finishes
<input type="text"/>	<input type="text"/>	<input type="text"/>	<input type="text"/>	<input type="text"/>	<input type="text"/>	<input type="text"/>	<input type="text"/>	<input type="text"/>

Choose: metal leg/metal finish code or wood leg/wood species.

classic standard

classic standard K1D



**Left side facing loveseat
Upholstered**

Inside seat depth: 22½"

All necessary ganging brackets are included and pre-installed

Not intended for freestanding purposes due to unfinished ends. When being used as freestanding, contact Bernhardt Design for pricing. Radius cushions are not available on freestanding K1D.

Metal or wood legs. Wood legs available in all maple and walnut finishes. When specifying light finishes the natural characteristics of the wood will be visible and color will vary.

When using a combination of fabrics or leathers, specify the application by designating the appropriate letter, shown below, on the purchase order. Yardage shown must be used.

- A) One fabric or leather for seat cushion and back cushion
yardage: 7.25 yds. leather: 110.0 sq. ft.
- B) One fabric or leather for body
yardage: 5.5 yds. leather: 80.0 sq. ft.
- C) One fabric or leather for welt and/or buttons
yardage: 1.5 yds. leather: 15.0 sq. ft.

See terms and conditions for contrasting upholstery and welt upcharges.

**Cushion upcharge: B & C cushion add \$200. D & E cushion add \$350.

SCS Indoor Advantage™ Gold and LEVEL® 2 certified. See terms and conditions for additional finish and environmental information.

Seat Height	Arm Height	W	D	H	Fabric	Leather	Weight	Cubes/Qty
17½"	24½"	57"	31¾"	29¾"	12.75 yds.	206.0'	108 lbs.	40.0'/1
445 mm	622 mm	1448 mm	806 mm	756 mm	11.7 m	19.1 sqm	49.1 kg	1.13 cu.

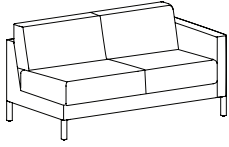
COM	COL	1	2	3	4	5	6	7	8	9	10	11
4026	4281	5301	5556	5698	5896	6123	6236	6435	6605	6803	7086	8078

sku	cushion type	cushion stitching options		metal leg	metal finish code	wood leg	wood species	wood finish code
<input type="text"/>	1 radius cushions 2 square cushions	A standard B with welt** C tufted**	D tufted with welt** E quilted** **cushion upcharges	A round B square C bevel D ballet	Z bronze K black P polished B brushed	H bevel I conical J incline K block	E maple 9 walnut	see seating finishes
<input type="text"/>	<input type="text"/>	<input type="text"/>	<input type="text"/>	<input type="text"/>	<input type="text"/>	<input type="text"/>	<input type="text"/>	<input type="text"/>

Choose: metal leg/metal finish code or wood leg/wood species.

classic standard

classic standard K1E



**Right side facing loveseat
Upholstered**

Inside seat depth: 22½"

All necessary ganging brackets are included and pre-installed

Not intended for freestanding purposes due to unfinished ends. When being used as freestanding, contact Bernhardt Design for pricing. Radius cushions are not available on freestanding K1E.

Metal or wood legs. Wood legs available in all maple and walnut finishes. When specifying light finishes the natural characteristics of the wood will be visible and color will vary.

When using a combination of fabrics or leathers, specify the application by designating the appropriate letter, shown below, on the purchase order. Yardage shown must be used.

- A) One fabric or leather for seat cushion and back cushion
yardage: 7.25 yds. leather: 110.0 sq. ft.
- B) One fabric or leather for body
yardage: 5.5 yds. leather: 80.0 sq. ft.
- C) One fabric or leather for welt and/or buttons
yardage: 1.5 yds. leather: 15.0 sq. ft.

See terms and conditions for contrasting upholstery and welt upcharges.

**Cushion upcharge: B & C cushion add \$200. D & E cushion add \$350.

SCS Indoor Advantage™ Gold and LEVEL® 2 certified. See terms and conditions for additional finish and environmental information.

Seat Height	Arm Height	W	D	H	Fabric	Leather	Weight	Cubes/Qty
17½"	24½"	57"	31¾"	29¾"	12.75 yds.	206.0'	108 lbs.	40.0/1
445 mm	622 mm	1448 mm	806 mm	756 mm	11.7 m	19.1 sqm	49.1 kg	1.13 cu.

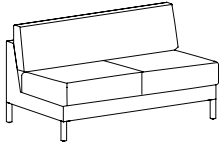
COM	COL	1	2	3	4	5	6	7	8	9	10	11
4026	4281	5301	5556	5698	5896	6123	6236	6435	6605	6803	7086	8078

sku	cushion type	cushion stitching options		metal leg	metal finish code	wood leg	wood species	wood finish code
<input type="text"/>	1 radius cushions 2 square cushions	A standard B with welt** C tufted**	D tufted with welt** E quilted** **cushion upcharges	A round B square C bevel D ballet	Z bronze K black P polished B brushed	H bevel I conical J incline K block	E maple 9 walnut	see seating finishes
<input type="text"/>	<input type="text"/>	<input type="text"/>	<input type="text"/>	<input type="text"/>	<input type="text"/>	<input type="text"/>	<input type="text"/>	<input type="text"/>

Choose: metal leg/metal finish code or wood leg/wood species.

classic standard

classic standard K1K



**Armless loveseat
Upholstered**

Inside seat depth: 22½"

All necessary ganging brackets are included and pre-installed

Not intended for freestanding purposes due to unfinished ends. When being used as freestanding, contact Bernhardt Design for pricing. Radius cushions are not available on freestanding K1K.

Metal or wood legs. Wood legs available in all maple and walnut finishes. When specifying light finishes the natural characteristics of the wood will be visible and color will vary.

When using a combination of fabrics or leathers, specify the application by designating the appropriate letter, shown below, on the purchase order. Yardage shown must be used.

- A) One fabric or leather for seat cushion and back cushion
yardage: 7.25 yds. leather: 110.0 sq. ft.
- B) One fabric or leather for body
yardage: 4.25 yds. leather: 70.0 sq. ft.
- C) One fabric or leather for welt and/or buttons
yardage: 1.5 yds. leather: 15.0 sq. ft.

See terms and conditions for contrasting upholstery and welt upcharges.

**Cushion upcharge: B & C cushion add \$200. D & E cushion add \$350.

SCS Indoor Advantage™ Gold and LEVEL® 2 certified. See terms and conditions for additional finish and environmental information.

Seat Height	Arm Height	W	D	H	Fabric	Leather	Weight	Cubes/Qty
17½"	-	53½"	31¾"	29¾"	11.2 yds.	182.0'	101 lbs.	35.26'/1
445 mm	-	1359 mm	806 mm	756 mm	10.2 m	16.9 sqm	45.9 kg	1.0 cu.

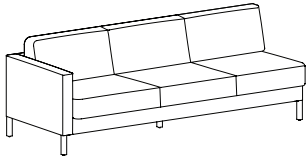
COM	COL	1	2	3	4	5	6	7	8	9	10	11
3542	3767	4667	4892	5017	5192	5392	5492	5667	5817	5992	6242	7117

sku	cushion type	cushion stitching options		metal leg	metal finish code	wood leg	wood species	wood finish code
<input type="text"/>	1 radius cushions 2 square cushions	A standard B with welt** C tufted**	D tufted with welt** E quilted** **cushion upcharges	A round B square C bevel D ballet	Z bronze K black P polished B brushed	H bevel I conical J incline K block	E maple 9 walnut	see seating finishes
<input type="text"/>	<input type="text"/>	<input type="text"/>	<input type="text"/>	<input type="text"/>	<input type="text"/>	<input type="text"/>	<input type="text"/>	<input type="text"/>

Choose: metal leg/metal finish code or wood leg/wood species.

classic standard

classic standard K1F



**Left side facing sofa
Upholstered**

Inside seat depth: 22½"

All necessary ganging brackets are included and pre-installed

Not intended for freestanding purposes due to unfinished ends. When being used as freestanding, contact Bernhardt Design for pricing. Radius cushions are not available on freestanding K1F.

Metal or wood legs. Wood legs available in all maple and walnut finishes. When specifying light finishes the natural characteristics of the wood will be visible and color will vary.

When using a combination of fabrics or leathers, specify the application by designating the appropriate letter, shown below, on the purchase order. Yardage shown must be used.

- A) One fabric or leather for seat cushion and back cushion
yardage: 10.75 yds. leather: 160.0 sq. ft.
- B) One fabric or leather for body
yardage: 7.5 yds. leather: 115.0 sq. ft.
- C) One fabric or leather for welt and/or buttons
yardage: 1.75 yds. leather: 20.0 sq. ft.

See terms and conditions for contrasting upholstery and welt upcharges.

**Cushion upcharge: B & C cushion add \$250. D & E cushion add \$450.

SCS Indoor Advantage™ Gold and LEVEL® 2 certified. See terms and conditions for additional finish and environmental information.

Seat Height	Arm Height	W	D	H	Fabric	Leather	Weight	Cubes/Qty
17½"	24½"	83½"	31¾"	29¾"	18.25 yds.	296.0'	154 lbs.	54.15'/1
445 mm	622 mm	2121 mm	806 mm	756 mm	16.7 m	27.5 sqm	70.0 kg	1.53 cu.

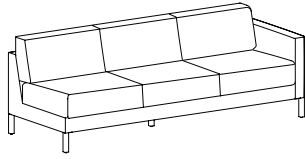
COM	COL	1	2	3	4	5	6	7	8	9	10	11
5311	5676	7136	7501	7704	7988	8313	8475	8759	9002	9286	9691	11111

sku	cushion type	cushion stitching options		metal leg	metal finish code	wood leg	wood species	wood finish code
<input type="text"/>	1 radius cushions 2 square cushions	A standard B with welt** C tufted**	D tufted with welt** E quilted** **cushion upcharges	A round B square C bevel D ballet	Z bronze K black P polished B brushed	H bevel I conical J incline K block	E maple 9 walnut	see seating finishes
<input type="text"/>	<input type="text"/>	<input type="text"/>	<input type="text"/>	<input type="text"/>	<input type="text"/>	<input type="text"/>	<input type="text"/>	<input type="text"/>

Choose: metal leg/metal finish code or wood leg/wood species.

classic standard

classic standard K1G



**Right side facing sofa
Upholstered**

Inside seat depth: 22½"

All necessary ganging brackets are included and pre-installed

Not intended for freestanding purposes due to unfinished ends. When being used as freestanding, contact Bernhardt Design for pricing. Radius cushions are not available on freestanding K1G.

Metal or wood legs. Wood legs available in all maple and walnut finishes. When specifying light finishes the natural characteristics of the wood will be visible and color will vary.

When using a combination of fabrics or leathers, specify the application by designating the appropriate letter, shown below, on the purchase order. Yardage shown must be used.

- A) One fabric or leather for seat cushion and back cushion
yardage: 10.75 yds. leather: 160.0 sq. ft.
- B) One fabric or leather for body
yardage: 7.5 yds. leather: 115.0 sq. ft.
- C) One fabric or leather for welt and/or buttons
yardage: 1.75 yds. leather: 20.0 sq. ft.

See terms and conditions for contrasting upholstery and welt upcharges.

**Cushion upcharge: B & C cushion add \$250. D & E cushion add \$450.

SCS Indoor Advantage™ Gold and LEVEL® 2 certified. See terms and conditions for additional finish and environmental information.

Seat Height	Arm Height	W	D	H	Fabric	Leather	Weight	Cubes/Qty
17½"	24½"	83½"	31¾"	29¾"	18.25 yds.	296.0'	154 lbs.	54.15'/1
445 mm	622 mm	2121 mm	806 mm	756 mm	16.7 m	27.5 sqm	70.0 kg	1.53 cu.

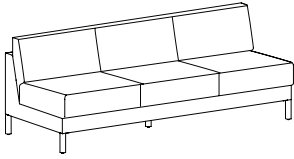
COM	COL	1	2	3	4	5	6	7	8	9	10	11
5311	5676	7136	7501	7704	7988	8313	8475	8759	9002	9286	9691	11111

sku	cushion type	cushion stitching options		metal leg	metal finish code	wood leg	wood species	wood finish code
<input type="text"/>	1 radius cushions 2 square cushions	A standard B with welt** C tufted**	D tufted with welt** E quilted** **cushion upcharges	A round B square C bevel D ballet	Z bronze K black P polished B brushed	H bevel I conical J incline K block	E maple 9 walnut	see seating finishes
<input type="text"/>	<input type="text"/>	<input type="text"/>	<input type="text"/>	<input type="text"/>	<input type="text"/>	<input type="text"/>	<input type="text"/>	<input type="text"/>

Choose: metal leg/metal finish code or wood leg/wood species.

classic standard

classic standard K1L



**Armless sofa
Upholstered**

Inside seat depth: 22½"

All necessary ganging brackets are included and pre-installed

Not intended for freestanding purposes due to unfinished ends. When being used as freestanding, contact Bernhardt Design for pricing. Radius cushions are not available on freestanding K1L.

Metal or wood legs. Wood legs available in all maple and walnut finishes. When specifying light finishes the natural characteristics of the wood will be visible and color will vary.

When using a combination of fabrics or leathers, specify the application by designating the appropriate letter, shown below, on the purchase order. Yardage shown must be used.

- A) One fabric or leather for seat cushion and back cushion
yardage: 11.0 yds. leather: 162.0 sq. ft.
- B) One fabric or leather for body
yardage: 6.75 yds. leather: 95.0 sq. ft.
- C) One fabric or leather for welt and/or buttons
yardage: 1.75 yds. leather: 20.0 sq. ft.

See terms and conditions for contrasting upholstery and welt upcharges.

**Cushion upcharge: B & C cushion add \$250. D & E cushion add \$450.

SCS Indoor Advantage™ Gold and LEVEL® 2 certified. See terms and conditions for additional finish and environmental information.

Seat Height	Arm Height	W	H	D	Fabric	Leather	Weight	Cubes/Qty
17½"	-	80"	29¾"	31¼"	16.5 yds.	267.0'	141 lbs.	51.63'/1
445 mm	-	2032 mm	806 mm	756 mm	15.1 m	24.8 sqm	60.0 kg	1.5 cu.

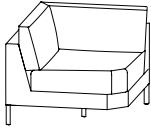
COM	COL	1	2	3	4	5	6	7	8	9	10	11
4830	5160	6480	6810	6994	7250	7544	7690	7947	8167	8424	8790	10074

sku	cushion type	cushion stitching options		metal leg	metal finish code	wood leg	wood species	wood finish code
<input type="text"/>	1 radius cushions 2 square cushions	A standard B with welt** C tufted**	D tufted with welt** E quilted** **cushion upcharges	A round B square C bevel D ballet	Z bronze K black P polished B brushed	H bevel I conical J incline K block	E maple 9 walnut	see seating finishes
<input type="text"/>	<input type="text"/>	<input type="text"/>	<input type="text"/>	<input type="text"/>	<input type="text"/>	<input type="text"/>	<input type="text"/>	<input type="text"/>

Choose: metal leg/metal finish code or wood leg/wood species.

classic standard

classic standard K1H



**Square corner chair
Upholstered**

All necessary ganging brackets are included and pre-installed

Not intended for freestanding purposes due to unfinished ends. When being used as freestanding, contact Bernhardt Design for pricing. Radius cushions are not available on freestanding K1H.

Metal or wood legs. Wood legs available in all maple and walnut finishes. When specifying light finishes the natural characteristics of the wood will be visible and color will vary.

When using a combination of fabrics or leathers, specify the application by designating the appropriate letter, shown below, on the purchase order. Yardage shown must be used.

- A) One fabric or leather for seat cushion and back cushion
yardage: 5.1 yds. leather: 82.0 sq. ft.
- B) One fabric or leather for body
yardage: 3.75 yds. leather: 60.0 sq. ft.
- C) One fabric or leather for welt and/or buttons
yardage: 1.0 yds. leather: 10.0 sq. ft.

See terms and conditions for contrasting upholstery and welt upcharges..

**Cushion upcharge: B & C cushion add \$200. D & E cushion add \$350.

SCS Indoor Advantage™ Gold and LEVEL® 2 certified. See terms and conditions for additional finish and environmental information.

Seat Height	Arm Height	W	D	H	Fabric	Leather	Weight	Cubes/Qty
17½"	-	35½"	35½"	29¾"	8.75 yds.	145.0'	89 lbs.	26.74'/1
445 mm	-	902 mm	902 mm	756 mm	8.0 m	13.5 sqm	40.5 kg	.76 cu.

COM	COL	1	2	3	4	5	6	7	8	9	10	11
3542	3717	4417	4592	4690	4826	4981	5059	5195	5312	5448	5642	6323

sku	cushion type	cushion stitching options		metal leg	metal finish code	wood leg	wood species	wood finish code
_____	1 radius cushions 2 square cushions	A standard B with welt** C tufted**	D tufted with welt** E quilted** **cushion upcharges	A round B square C bevel D ballet	Z bronze K black P polished B brushed	H bevel I conical J incline K block	E maple 9 walnut	see seating finishes
_____	_____	_____	_____	_____	_____	_____	_____	_____

Choose: metal leg/metal finish code or wood leg/wood species.

classic standard

classic standard K11



**Curved 45° connector
Upholstered**

All necessary ganging brackets are included and pre-installed

Not intended for freestanding purposes due to unfinished ends. When being used as freestanding, contact Bernhardt Design for pricing. Radius cushions are not available on freestanding K11.

Metal or wood legs. Wood legs available in all maple and walnut finishes. When specifying light finishes the natural characteristics of the wood will be visible and color will vary.

When using a combination of fabrics or leathers, specify the application by designating the appropriate letter, shown below, on the purchase order. Yardage shown must be used.

- A) One fabric or leather for seat cushion and back cushion
yardage: 4.25 yds. leather: 70.0 sq. ft.
- B) One fabric or leather for body
yardage: 2.5 yds. leather: 35.0 sq. ft.
- C) One fabric or leather for welt and/or buttons
yardage: 1.0 yds. leather: 10.0 sq. ft.

See terms and conditions for contrasting upholstery and welt upcharges.

**Cushion upcharge: B & C cushion add \$200. D & E cushion add \$350.

SCS Indoor Advantage™ Gold and LEVEL® 2 certified. See terms and conditions for additional finish and environmental information.

Seat Height	Arm Height	W	D	H	Fabric	Leather	Weight	Cubes/Qty
17½"	-	43¼"	34½"	29¾"	6.8 yds.	110.0'	97 lbs.	30.67/1
445 mm	-	1099 mm	877 mm	756 mm	6.2 m	10.3 sqm	44.1 kg	.87 cu.

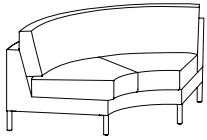
COM	COL	1	2	3	4	5	6	7	8	9	10	11
3219	3355	3899	4035	4111	4217	4338	4398	4504	4595	4700	4851	5380

sku	cushion type	cushion stitching options		metal leg	metal finish code	wood leg	wood species	wood finish code
_____	1 radius cushions 2 square cushions	A standard B with welt** C tufted**	D tufted with welt** E quilted** **cushion upcharges	A round B square C bevel D ballet	Z bronze K black P polished B brushed	H bevel I conical J incline K block	E maple 9 walnut	see seating finishes
_____	_____	_____	_____	_____	_____	_____	_____	_____

Choose: metal leg/metal finish code or wood leg/wood species.

classic standard

classic standard K1J



Curved 90° connector Upholstered

All necessary ganging brackets are included and pre-installed

Not intended for freestanding purposes due to unfinished ends. When being used as freestanding, contact Bernhardt Design for pricing. Radius cushions are not available on freestanding K1J.

Metal or wood legs. Wood legs available in all maple and walnut finishes. When specifying light finishes the natural characteristics of the wood will be visible and color will vary.

When using a combination of fabrics or leathers, specify the application by designating the appropriate letter, shown below, on the purchase order. Yardage shown must be used.

- A) One fabric or leather for seat cushion and back cushion
yardage: 7.25 yds. leather: 110.0 sq. ft.
- B) One fabric or leather for body
yardage: 3.75 yds. leather: 60.0 sq. ft.
- C) One fabric or leather for welt and/or buttons
yardage: 1.0 yds. leather: 10.0 sq. ft.

See terms and conditions for contrasting upholstery and welt upcharges.

**Cushion upcharge: B & C cushion add \$200. D & E cushion add \$350.

SCS Indoor Advantage™ Gold and LEVEL® 2 certified. See terms and conditions for additional finish and environmental information.

Seat Height	Arm Height	W	D	H	Fabric	Leather	Weight	Cubes/Qty
17½"	-	68¼"	36½"	29¼"	11.0 yds.	178.0'	137 lbs.	53.33'/1
445 mm	-	1734 mm	756 mm	927 mm	10.1 m	16.5 sqm	62.3 kg	1.51 cu.


COM	COL	1	2	3	4	5	6	7	8	9	10	11
4347	4567	5447	5667	5790	5961	6156	6254	6425	6572	6743	6987	7843

sku	cushion type	cushion stitching options		metal leg	metal finish code	wood leg	wood species	wood finish code
_____	1 radius cushions 2 square cushions	A standard B with welt** C tufted**	D tufted with welt** E quilted** **cushion upcharges	A round B square C bevel D ballet	Z bronze K black P polished B brushed	H bevel I conical J incline K block	E maple 9 walnut	see seating finishes
_____	_____	_____	_____	_____	_____	_____	_____	_____

Choose: metal leg/metal finish code or wood leg/wood species.

classic grande

classic grande K2A



Chair
Upholstered

Metal or wood legs. Wood legs available in all maple and walnut finishes. When specifying light finishes the natural characteristics of the wood will be visible and color will vary.

When using a combination of fabrics or leathers, specify the application by designating the appropriate letter, shown below, on the purchase order. Yardage shown must be used.

- A) One fabric or leather for seat cushion and back cushion
yardage: 4.0 yds. leather: 65.0 sq. ft.
- B) One fabric or leather for body
yardage: 4.0 yds. leather: 65.0 sq. ft.
- C) One fabric or leather for welt and/or buttons on cushions
yardage: 1.0 yds. leather: 10.0 sq. ft.

See terms and conditions for contrasting upholstery and welt upcharges.

**Cushion upcharge: B & C cushion add \$150. D & E cushion add \$250.

SCS Indoor Advantage™ Gold and LEVEL® 2 certified. See terms and conditions for additional finish and environmental information.

Seat Height	Arm Height	W	D	H	Fabric	Leather	Weight	Cubes/Qty
17½"	24 ½"	36¼"	34"	29¼"	7.5 yds.	115.0'	107 lbs.	25.33'/1
445 mm	622 mm	921 mm	864 mm	756 mm	6.9 m	10.7 sqm	48.6 kg	.72 cu.


COM	COL	1	2	3	4	5	6	7	8	9	10	11
3061	3211	3811	3961	4045	4161	4295	4361	4478	4578	4695	4861	5445

sku	cushion type	cushion stitching options		metal leg	metal finish code	wood leg	wood species	wood finish code
	1 radius cushions 2 square cushions	A standard B with welt** C tufted**	D tufted with welt** E quilted** **cushion upcharges	A round B square C bevel D ballet	Z bronze K black P polished B brushed	H bevel I conical J incline K block	E maple 9 walnut	see seating finishes

Choose: metal leg/metal finish code or wood leg/wood species.

classic grande

classic grande K2B



Loveseat Upholstered

Metal or wood legs. Wood legs available in all maple and walnut finishes. When specifying light finishes the natural characteristics of the wood will be visible and color will vary.

When using a combination of fabrics or leathers, specify the application by designating the appropriate letter, shown below, on the purchase order. Yardage shown must be used.

- A) One fabric or leather for seat cushion and back cushion
yardage: 7.5 yds. leather: 115.0 sq. ft.
- B) One fabric or leather for body
yardage: 7.5 yds. leather: 115.0 sq. ft.
- C) One fabric or leather for welt and/or buttons on cushions
yardage: 1.5 yds. leather: 15.0 sq. ft.

See terms and conditions for contrasting upholstery and welt upcharges.

**Cushion upcharge: B & C cushion add \$200. D & E cushion add \$350.

SCS Indoor Advantage™ Gold and LEVEL® 2 certified. See terms and conditions for additional finish and environmental information.

Seat Height	Arm Height	W	D	H	Fabric	Leather	Weight	Cubes/Qty
17½"	24 ½"	64¾"	34"	29¾"	14.5 yds.	235.0'	134 lbs.	45.33'/1
445 mm	622 mm	1645 mm	864 mm	756 mm	13.3 m	21.8 sqm	60.9 kg	1.28 cu.

COM	COL	1	2	3	4	5	6	7	8	9	10	11
4830	5120	6280	6570	6732	6957	7215	7344	7569	7763	7988	8310	9438

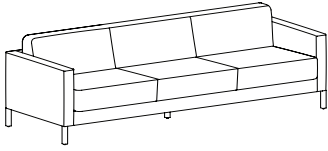
sku	cushion type	cushion stitching options		metal leg	metal finish code	wood leg	wood species	wood finish code
	1 radius cushions 2 square cushions	A standard B with welt** C tufted**	D tufted with welt** E quilted** **cushion upcharges	A round B square C bevel D ballet	Z bronze K black P polished B brushed	H bevel I conical J incline K block	E maple 9 walnut	see seating finishes

Choose: metal leg/metal finish code or wood leg/wood species.

classic grande

classic grande K2C

Sofa Upholstered



Metal or wood legs. Wood legs available in all maple and walnut finishes. When specifying light finishes the natural characteristics of the wood will be visible and color will vary.

When using a combination of fabrics or leathers, specify the application by designating the appropriate letter, shown below, on the purchase order. Yardage shown must be used.

- A) One fabric or leather for seat cushion and back cushion
yardage: 11.0 yds. leather: 162.0 sq. ft.
- B) One fabric or leather for body
yardage: 9.25 yds. leather: 135.0 sq. ft.
- C) One fabric or leather for welt and/or buttons on cushions
yardage: 1.75 yds. leather: 20.0 sq. ft.

See terms and conditions for contrasting upholstery and welt upcharges.

**Cushion upcharge: B & C cushion add \$250. D & E cushion add \$450.

SCS Indoor Advantage™ Gold and LEVEL® 2 certified. See terms and conditions for additional finish and environmental information.

Seat Height	Arm Height	W	D	H	Fabric	Leather	Weight	Cubes/Qty
17½"	24½"	93¼"	34"	29¾"	19.75 yds.	320.0'	179 lbs.	64.0'/1
445 mm	622 mm	2369 mm	864 mm	756 mm	18.1 m	29.7 sqm	81.4 kg	1.8 cu.

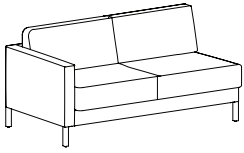
COM	COL	1	2	3	4	5	6	7	8	9	10	11
6117	6512	8092	8487	8707	9014	9365	9541	9848	10111	10419	10857	12394

sku	cushion type	cushion stitching options		metal leg	metal finish code	wood leg	wood species	wood finish code
_____	1 radius cushions 2 square cushions	A standard B with welt** C tufted**	D tufted with welt** E quilted** **cushion upcharges	A round B square C bevel D ballet	Z bronze K black P polished B brushed	H bevel I conical J incline K block	E maple 9 walnut	see seating finishes
_____	_____	_____	_____	_____	_____	_____	_____	_____

Choose: metal leg/metal finish code or wood leg/wood species.

classic grande

classic grande K2D



**Left side facing loveseat
Upholstered**

All necessary ganging brackets are included and pre-installed

Not intended for freestanding purposes due to unfinished ends. When being used as freestanding, contact Bernhardt Design for pricing. Radius cushions are not available on freestanding K2D.

Metal or wood legs. Wood legs available in all maple and walnut finishes. When specifying light finishes the natural characteristics of the wood will be visible and color will vary.

When using a combination of fabrics or leathers, specify the application by designating the appropriate letter, shown below, on the purchase order. Yardage shown must be used.

- A) One fabric or leather for seat cushion and back cushion
yardage: 7.5 yds. leather: 121.0 sq. ft.
- B) One fabric or leather for body
yardage: 5.75 yds. leather: 9 5.0 sq. ft.
- C) One fabric or leather for welt and/or buttons
yardage: 1.5 yds. leather: 15.0 sq. ft.

See terms and conditions for contrasting upholstery and welt upcharges.

**Cushion upcharge: B & C cushion add \$200. D & E cushion add \$350.

SCS Indoor Advantage™ Gold and LEVEL® 2 certified. See terms and conditions for additional finish and environmental information.

Seat Height	Arm Height	W	D	H	Fabric	Leather	Weight	Cubes/Qty
17½"	24½"	61"	34"	29¾"	13.0 yds.	210.0'	139 lbs.	42.67/1
445 mm	622 mm	1549 mm	864 mm	756 mm	11.9 m	19.5 sqm	63.2 kg	1.21 cu.


COM	COL	1	2	3	4	5	6	7	8	9	10	11
4347	4607	5647	5907	6052	6254	6485	6601	6803	6976	7179	7467	8479

sku	cushion type	cushion stitching options	metal leg	metal finish code	wood leg	wood species	wood finish code
<input type="text"/>	1 radius cushions 2 square cushions	A standard B with welt** C tufted** D tufted with welt** E quilted** **cushion upcharges	A round B square C bevel D ballet	Z bronze K black P polished B brushed	H bevel I conical J incline K block	E maple 9 walnut	see seating finishes
<input type="text"/>	<input type="text"/>	<input type="text"/>	<input type="text"/>	<input type="text"/>	<input type="text"/>	<input type="text"/>	<input type="text"/>

Choose: metal leg/metal finish code or wood leg/wood species.

classic grande

classic grande K2E



Right side facing loveseat
Upholstered

All necessary ganging brackets are included and pre-installed

Not intended for freestanding purposes due to unfinished ends. When being used as freestanding, contact Bernhardt Design for pricing. Radius cushions are not available on freestanding K2E.

Metal or wood legs. Wood legs available in all maple and walnut finishes. When specifying light finishes the natural characteristics of the wood will be visible and color will vary.

When using a combination of fabrics or leathers, specify the application by designating the appropriate letter, shown below, on the purchase order. Yardage shown must be used.

- A) One fabric or leather for seat cushion and back cushion
yardage: 7.5 yds. leather: 115.0 sq. ft.
- B) One fabric or leather for body
yardage: 5.75 yds. leather: 81.0 sq. ft.
- C) One fabric or leather for welt and/or buttons
yardage: 1.5 yds. leather: 15.0 sq. ft.

See terms and conditions for contrasting upholstery and welt upcharges.

**Cushion upcharge: B & C cushion add \$200. D & E cushion add \$350.

SCS Indoor Advantage™ Gold and LEVEL® 2 certified. See terms and conditions for additional finish and environmental information.

Seat Height	Arm Height	W	D	H	Fabric	Leather	Weight	Cubes/Qty
17½"	24½"	61"	34"	29¾"	13.0 yds.	210.0'	139 lbs.	42.67/1
445 mm	622 mm	1549 mm	864 mm	756 mm	11.9 m	19.5 sqm	63.2 kg	1.21 cu.


COM	COL	1	2	3	4	5	6	7	8	9	10	11
4347	4607	5647	5907	6052	6254	6485	6601	6803	6976	7179	7467	8479

sku	cushion type	cushion stitching options	metal leg	metal finish code	wood leg	wood species	wood finish code
_____	1 radius cushions 2 square cushions	A standard D tufted with welt** B with welt** E quilted** C tufted** **cushion upcharges	A round B square C bevel D ballet	Z bronze K black P polished B brushed	H bevel I conical J incline K block	E maple 9 walnut	see seating finishes
_____	_____	_____	_____	_____	_____	_____	_____

Choose: metal leg/metal finish code or wood leg/wood species.

classic grande

classic grande K2K



**Armless loveseat
Upholstered**

All necessary ganging brackets are included and pre-installed

Not intended for freestanding purposes due to unfinished ends. When being used as freestanding, contact Bernhardt Design for pricing. Radius cushions are not available on freestanding K2K.

Metal or wood legs. Wood legs available in all maple and walnut finishes. When specifying light finishes the natural characteristics of the wood will be visible and color will vary.

When using a combination of fabrics or leathers, specify the application by designating the appropriate letter, shown below, on the purchase order. Yardage shown must be used.

- A) One fabric or leather for seat cushion and back cushion
yardage: 7.5 yds. leather: 115.0 sq. ft.
- B) One fabric or leather for body
yardage: 6.0 yds. leather: 90.0 sq. ft.
- C) One fabric or leather for welt and/or buttons
yardage: 1.5 yds. leather: 15.0 sq. ft.

See terms and conditions for contrasting upholstery and welt upcharges.

**Cushion upcharge: B & C cushion add \$200. D & E cushion add \$350.

SCS Indoor Advantage™ Gold and LEVEL® 2 certified. See terms and conditions for additional finish and environmental information.

Seat Height	Arm Height	W	D	H	Fabric	Leather	Weight	Cubes/Qty
17½"	-	57½"	34"	29¾"	11.5 yds.	186.0'	128 lbs.	40.0/1
445 mm	-	1461 mm	864 mm	756 mm	10.5 m	17.3 sqm	58.2 kg	1.13 cu.

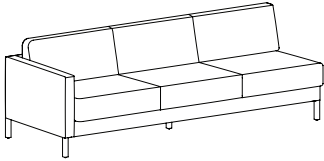
COM	COL	1	2	3	4	5	6	7	8	9	10	11
3865	4095	5015	5245	5373	5552	5757	5859	6038	6191	6370	6625	7520

sku	cushion type	cushion stitching options		metal leg	metal finish code	wood leg	wood species	wood finish code
<input type="text"/>	1 radius cushions 2 square cushions	A standard B with welt** C tufted**	D tufted with welt** E quilted** **cushion upcharges	A round B square C bevel D ballet	Z bronze K black P polished B brushed	H bevel I conical J incline K block	E maple 9 walnut	see seating finishes
<input type="text"/>	<input type="text"/>	<input type="text"/>	<input type="text"/>	<input type="text"/>	<input type="text"/>	<input type="text"/>	<input type="text"/>	<input type="text"/>

Choose: metal leg/metal finish code or wood leg/wood species.

classic grande

classic grande K2F



**Left side facing sofa
Upholstered**

All necessary ganging brackets are included and pre-installed

Not intended for freestanding purposes due to unfinished ends. When being used as freestanding, contact Bernhardt Design for pricing. Radius cushions are not available on freestanding K2F.

Metal or wood legs. Wood legs available in all maple and walnut finishes. When specifying light finishes the natural characteristics of the wood will be visible and color will vary.

When using a combination of fabrics or leathers, specify the application by designating the appropriate letter, shown below, on the purchase order. Yardage shown must be used.

- A) One fabric or leather for seat cushion and back cushion
yardage: 11.0 yds. leather: 162.0 sq. ft.
- B) One fabric or leather for body
yardage: 7.75 yds. leather: 110.0 sq. ft.
- C) One fabric or leather for welt and/or buttons
yardage: 1.75 yds. leather: 20.0 sq. ft.

See terms and conditions for contrasting upholstery and welt upcharges.

**Cushion upcharge: B & C cushion add \$250. D & E cushion add \$450.

SCS Indoor Advantage™ Gold and LEVEL® 2 certified. See terms and conditions for additional finish and environmental information.

Seat Height	Arm Height	W	D	H	Fabric	Leather	Weight	Cubes/Qty
17½"	24½"	89½"	34"	29¼"	18.5 yds.	300.0'	174 lbs.	40.0'/1
445 mm	622 mm	2273 mm	864 mm	756 mm	10.5 m	17.3 sqm	79.0 kg	1.13 cu.

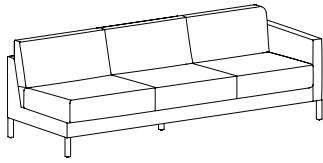
COM	COL	1	2	3	4	5	6	7	8	9	10	11
5634	6004	7484	7854	8060	8348	8677	8841	9129	9376	9663	10074	11513

sku	cushion type	cushion stitching options	metal leg	metal finish code	wood leg	wood species	wood finish code
<input type="text"/>	1 radius cushions 2 square cushions	A standard B with welt** C tufted** D tufted with welt** E quilted** **cushion upcharges	A round B square C bevel D ballet	Z bronze K black P polished B brushed	H bevel I conical J incline K block	E maple 9 walnut	see seating finishes
<input type="text"/>	<input type="text"/>	<input type="text"/>	<input type="text"/>	<input type="text"/>	<input type="text"/>	<input type="text"/>	<input type="text"/>

Choose: metal leg/metal finish code or wood leg/wood species.

classic grande

classic grande K2G



**Right side facing sofa
Upholstered**

All necessary ganging brackets are included and pre-installed

Not intended for freestanding purposes due to unfinished ends. When being used as freestanding, contact Bernhardt Design for pricing. Radius cushions are not available on freestanding K2G.

Metal or wood legs. Wood legs available in all maple and walnut finishes. When specifying light finishes the natural characteristics of the wood will be visible and color will vary.

When using a combination of fabrics or leathers, specify the application by designating the appropriate letter, shown below, on the purchase order. Yardage shown must be used.

- A) One fabric or leather for seat cushion and back cushion
yardage: 11.0 yds. leather: 162.0 sq. ft.
- B) One fabric or leather for body
yardage: 7.75 yds. leather: 110.0 sq. ft.
- C) One fabric or leather for welt and/or buttons
yardage: 1.75 yds. leather: 20.0 sq. ft.

See terms and conditions for contrasting upholstery and welt upcharges.

**Cushion upcharge: B & C cushion add \$250. D & E cushion add \$450.

SCS Indoor Advantage™ Gold and LEVEL® 2 certified. See terms and conditions for additional finish and environmental information.

Seat Height	Arm Height	W	D	H	Fabric	Leather	Weight	Cubes/Qty
17½"	24½"	89½"	34"	29¾"	18.5 yds.	300.0'	174 sqm	61.33'/1
445 mm	622 mm	2273 mm	864 mm	756 mm	16.9 m	27.9 sqm	79.0 kg	1.74 cu.

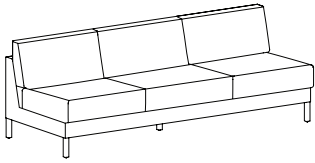
COM	COL	1	2	3	4	5	6	7	8	9	10	11
5634	6004	7484	7854	8060	8348	8677	8841	9129	9376	9663	10074	11513

sku	cushion type	cushion stitching options	metal leg	metal finish code	wood leg	wood species	wood finish code
<input type="text"/>	1 radius cushions 2 square cushions	A standard D tufted with welt** B with welt** E quilted** C tufted** **cushion upcharges	A round B square C bevel D ballet	Z bronze K black P polished B brushed	H bevel I conical J incline K block	E maple 9 walnut	see seating finishes
<input type="text"/>	<input type="text"/>	<input type="text"/>	<input type="text"/>	<input type="text"/>	<input type="text"/>	<input type="text"/>	<input type="text"/>

Choose: metal leg/metal finish code or wood leg/wood species.

classic grande

classic grande K2L



**Armless sofa
Upholstered**

All necessary ganging brackets are included and pre-installed

Not intended for freestanding purposes due to unfinished ends. When being used as freestanding, contact Bernhardt Design for pricing. Radius cushions are not available on freestanding K2L.

Metal or wood legs. Wood legs available in all maple and walnut finishes. When specifying light finishes the natural characteristics of the wood will be visible and color will vary.

When using a combination of fabrics or leathers, specify the application by designating the appropriate letter, shown below, on the purchase order. Yardage shown must be used.

- A) One fabric or leather for seat cushion and back cushion
yardage: 11.0 yds. leather: 162.0 sq. ft.
- B) One fabric or leather for body
yardage: 6.75 yds. leather: 95.0 sq. ft.
- C) One fabric or leather for welt and/or buttons
yardage: 1.75 yds. leather: 20.0 sq. ft.

* See terms and conditions for contrasting upholstery and welt upcharges.

*Cushion upcharge: B & C cushion add \$250. D & E cushion add \$450.

SCS Indoor Advantage™ Gold and LEVEL® 2 certified. See terms and conditions for additional finish and environmental information.

Seat Height	Arm Height	W	D	H	Fabric	Leather	Weight	Cubes/Qty
17½"	-	86"	34"	29¾"	17 yds.	275.0'	163 lbs.	58.67/1
445 mm	-	2185 mm	864 mm	756 mm	15.6 m	25.6 sqm	74.0 kg	1.7 cu.

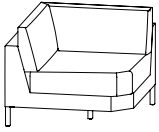
COM	COL	1	2	3	4	5	6	7	8	9	10	11
5152	5492	6852	7192	7381	7646	7948	8099	8364	8590	8855	9232	10555

sku	cushion type	cushion stitching options	metal leg	metal finish code	wood leg	wood species	wood finish code
<input type="text"/>	1 radius cushions 2 square cushions	A standard B with welt** C tufted** D tufted with welt** E quilted** **cushion upcharges	A round B square C bevel D ballet	Z bronze K black P polished B brushed	H bevel I conical J incline K block	E maple 9 walnut	see seating finishes

Choose: metal leg/metal finish code or wood leg/wood species.

classic grande

classic grande K2H



**Classic grande
Square corner
Upholstered**

All necessary ganging brackets are included and pre-installed

Not intended for freestanding purposes due to unfinished ends. When being used as freestanding, contact Bernhardt Design for pricing. Radius cushions are not available on freestanding K2H.

Metal or wood legs. Wodo legs available in all maple and walnut finishes. When specifying light finishes the natural characteristics of the wood will be visible and color will vary.

When using a combination of fabrics or leathers, specify the application by designating the appropriate letter, shown below, on the purchase order. Yardage shown must be used.

- A) One fabric or leather for seat cushion and back cushion
yardage: 5.1 yds. leather: 82.0 sq. ft.
- B) One fabric or leather for body
yardage: 3.75 yds. leather: 60.0 sq. ft.
- C) One fabric or leather for welt and/or buttons
yardage: 1.0 yds. leather: 10.0 sq. ft.

See terms and conditions for contrasting upholstery and welt upcharges.

**Cushion upcharge: B & C cushion add \$200. D & E cushion add \$350.

SCS Indoor Advantage™ Gold and LEVEL® 2 certified. See terms and conditions for additional finish and environmental information.

Seat Height	Arm Height	W	D	H	Fabric	Leather	Weight	Cubes/Qty
17½"	-	37"	37"	29¾"	8.75 yds.	145.0'	102 lbs.	32.67/1
445 mm	-	940 mm	940 mm	756 mm	8.0 m	13.5 sqm	46.4 kg	.93 cu.

COM	COL	1	2	3	4	5	6	7	8	9	10	11
3865	4040	4740	4915	5013	5149	5304	5382	5518	5635	5771	5965	6646

sku	cushion type	cushion stitching options		metal leg	metal finish code	wood leg	wood species	wood finish code
_____	1 radius cushions 2 square cushions	A standard B with welt** C tufted**	D tufted with welt** E quilted** **cushion upcharges	A round B square C bevel D ballet	Z bronze K black P polished B brushed	H bevel I conical J incline K block	E maple 9 walnut	see seating finishes
_____	_____	_____	_____	_____	_____	_____	_____	_____

Choose: metal leg/metal finish code or wood leg/wood species.

classic grande

classic grande K2I



**Curved 45° connector
Upholstered**

All necessary ganging brackets are included and pre-installed

Not intended for freestanding purposes due to unfinished ends. When being used as freestanding, contact Bernhardt Design for pricing. Radius cushions are not available on freestanding K2I.

Metal or wood legs. Wood legs available in all maple and walnut finishes. When specifying light finishes the natural characteristics of the wood will be visible and color will vary.

When using a combination of fabrics or leathers, specify the application by designating the appropriate letter, shown below, on the purchase order. Yardage shown must be used.

- A) One fabric or leather for seat cushion and back cushion
yardage: 4.25 yds. leather: 65.0 sq. ft.
- B) One fabric or leather for body
yardage: 2.5 yds. leather: 35.0 sq. ft.
- C) One fabric or leather for welt and/or buttons
yardage: 1.0 yds. leather: 10.0 sq. ft.

* See terms and conditions for contrasting upholstery and welt upcharges.

*Cushion upcharge: B & C cushion add \$200. D & E cushion add \$350.

SCS Indoor Advantage™ Gold and LEVEL® 2 certified. See terms and conditions for additional finish and environmental information.

Seat Height	Arm Height	W	D	H	Fabric	Leather	Weight	Cubes/Qty
17½"	-	44¼"	35¾"	29¾"	6.8 yds.	110.0'	65 lbs.	33.78'/1
445 mm	-	1124 mm	908 mm	756 mm	6.2 m	10.2 sqm	29.5 kg	.96 cu.

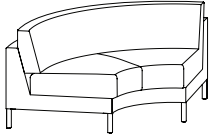
COM	COL	1	2	3	4	5	6	7	8	9	10	11
3542	3678	4222	4358	4434	4540	4661	4721	4827	4918	5023	5174	5703

sku	cushion type	cushion stitching options	metal leg	metal finish code	wood leg	wood species	wood finish code
<input type="text"/>	1 radius cushions 2 square cushions	A standard D tufted with welt** B with welt** E quilted** C tufted** **cushion upcharges	A round B square C bevel D ballet	Z bronze K black P polished B brushed	H bevel I conical J incline K block	E maple 9 walnut	see seating finishes
<input type="text"/>	<input type="text"/>	<input type="text"/>	<input type="text"/>	<input type="text"/>	<input type="text"/>	<input type="text"/>	<input type="text"/>

Choose: metal leg/metal finish code or wood leg/wood species.

classic grande

classic grande K2J



**Curved 90° connector
Upholstered**

All necessary ganging brackets are included and pre-installed

Not intended for freestanding purposes due to unfinished ends. When being used as freestanding, contact Bernhardt Design for pricing. Radius cushions are not available on freestanding K2J.

Metal or wood legs. Wood legs available in all maple and walnut finishes. When specifying light finishes the natural characteristics of the wood will be visible and color will vary.

When using a combination of fabrics or leathers, specify the application by designating the appropriate letter, shown below, on the purchase order. Yardage shown must be used.

- A) One fabric or leather for seat cushion and back cushion
yardage: 7.25 yds. leather: 110.0 sq. ft.
- B) One fabric or leather for body
yardage: 3.75 yds. leather: 60.0 sq. ft.
- C) One fabric or leather for welt and/or buttons
yardage: 1.0 yds. leather: 10.0 sq. ft.

See terms and conditions for contrasting upholstery and welt upcharges.

**Cushion upcharge: B & C cushion add \$200. D & E cushion add \$350.

SCS Indoor Advantage™ Gold and LEVEL® 2 certified. See terms and conditions for additional finish and environmental information.

Seat Height	Arm Height	W	D	H	Fabric	Leather	Weight	Cubes/Qty
17½"	-	70½"	38½"	29¾"	11.0 yds.	178.0'	155 lbs.	56.94'/1
445 mm	-	1791 mm	981 mm	756 mm	10.1 m	16.5 sqm	70.5 kg	1.61 cu.

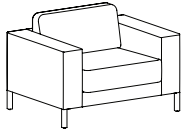
COM	COL	1	2	3	4	5	6	7	8	9	10	11
4671	4891	5771	5991	6114	6285	6480	6578	6749	6896	7067	7311	8167

sku	cushion type	cushion stitching options		metal leg	metal finish code	wood leg	wood species	wood finish code
<input type="text"/>	1 radius cushions 2 square cushions	A standard B with welt** C tufted**	D tufted with welt** E quilted** **cushion upcharges	A round B square C bevel D ballet	Z bronze K black P polished B brushed	H bevel I conical J incline K block	E maple 9 walnut	see seating finishes
<input type="text"/>	<input type="text"/>	<input type="text"/>	<input type="text"/>	<input type="text"/>	<input type="text"/>	<input type="text"/>	<input type="text"/>	<input type="text"/>

Choose: metal leg/metal finish code or wood leg/wood species.

luxe

luxe K3A



Chair Upholstered

Inside seat depth: 24"

Metal or wood legs. Wood legs available in all maple and walnut finishes. When specifying light finishes the natural characteristics of the wood will be visible and color will vary.

When using a combination of fabrics or leathers, specify the application by designating the appropriate letter, shown below, on the purchase order. Yardage shown must be used.

- A) One fabric or leather for seat cushion and back cushion
yardage: 4.5 yds. leather: 75.0 sq. ft.
- B) One fabric or leather for body
yardage: 4.5 yds. leather: 75.0 sq. ft.
- C) One fabric or leather for welt and/or buttons on cushions
yardage: 1.0 yds. leather: 10.0 sq. ft.

See terms and conditions for contrasting upholstery and welt upcharges.

**Cushion upcharge: B & C cushion add \$150. D & E cushion add \$250.

SCS Indoor Advantage™ Gold and LEVEL® 1 certified. See terms and conditions for additional finish and environmental information.

Seat Height	Arm Height	W	D	H	Fabric	Leather	Weight	Cubes/Qty
17½"	24½"	43¼"	34"	29¾"	8.0 yds.	130.0'	110 lbs.	30.61'/1
445 mm	622 mm	921 mm	864 mm	756 mm	7.3 m	12.0 sqm	50.0 kg	.87 cu.

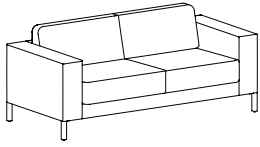
COM	COL	1	2	3	4	5	6	7	8	9	10	11
3219	3379	4019	4179	4268	4393	4535	4606	4731	4837	4962	5139	5762

sku	cushion type	cushion stitching options		metal leg	metal finish code	wood leg	wood species	wood finish code
_____	1 radius cushions 2 square cushions	A standard B with welt** C tufted**	D tufted with welt** E quilted** **cushion upcharges	A round B square C bevel D ballet	Z bronze K black P polished B brushed	H bevel I conical J incline K block	E maple 9 walnut	see seating finishes
_____	_____	_____	_____	_____	_____	_____	_____	_____

Choose: metal leg/metal finish code or wood leg/wood species.

luxé

luxé K3B



Loveseat Upholstered

Inside seat depth: 24"

Metal or wood legs. Wood legs available in all maple and walnut finishes. When specifying light finishes the natural characteristics of the wood will be visible and color will vary.

When using a combination of fabrics or leathers, specify the application by designating the appropriate letter, shown below, on the purchase order. Yardage shown must be used.

- A) One fabric or leather for seat cushion and back cushion
yardage: 7.5 yds. leather: 121.0 sq. ft.
- B) One fabric or leather for body
yardage: 7.5 yds. leather: 121.0 sq. ft.
- C) One fabric or leather for welt and/or buttons on cushions
yardage: 1.5 yds. leather: 15.0 sq. ft.

See terms and conditions for contrasting upholstery and welt upcharges.

**Cushion upcharge: B & C cushion add \$200. D & E cushion add \$350.

SCS Indoor Advantage™ Gold and LEVEL® 1 certified. See terms and conditions for additional finish and environmental information.

Seat Height	Arm Height	W	H	D	Fabric	Leather	Weight	Cubes/Qty
17½"	24½"	71¾"	29¾"	34"	14.5 yds.	235.0'	144 lbs.	49.33'/1
445 mm	622 mm	1822 mm	864 mm	756 mm	13.3 m	21.8 sqm	65.5 kg	1.4 cu.

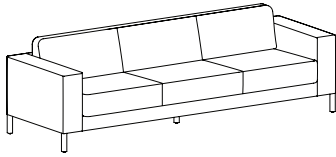
COM	COL	1	2	3	4	5	6	7	8	9	10	11
5152	5442	6602	6892	7054	7279	7537	7666	7891	8085	8310	8632	9760

sku	cushion type	cushion stitching options		metal leg	metal finish code	wood leg	wood species	wood finish code
<input type="text"/>	1 radius cushions 2 square cushions	A standard B with welt** C tufted**	D tufted with welt** E quilted** **cushion upcharges	A round B square C bevel D ballet	Z bronze K black P polished B brushed	H bevel I conical J incline K block	E maple 9 walnut	see seating finishes
<input type="text"/>	<input type="text"/>	<input type="text"/>	<input type="text"/>	<input type="text"/>	<input type="text"/>	<input type="text"/>	<input type="text"/>	<input type="text"/>

Choose: metal leg/metal finish code or wood leg/wood species.

luxé

luxé K3C



Sofa Upholstered

Inside seat depth: 24"

Metal or wood legs. Wood legs available in all maple and walnut finishes. When specifying light finishes the natural characteristics of the wood will be visible and color will vary.

When using a combination of fabrics or leathers, specify the application by designating the appropriate letter, shown below, on the purchase order. Yardage shown must be used.

- A) One fabric or leather for seat cushion and back cushion
yardage: 11.0 yds. leather: 178.0 sq. ft.
- B) One fabric or leather for body
yardage: 9.25 yds. leather: 150.0 sq. ft.
- C) One fabric or leather for welt and/or buttons on cushions
yardage: 1.75 yds. leather: 20.0 sq. ft.

See terms and conditions for contrasting upholstery and welt upcharges.

**Cushion upcharge: B & C cushion add \$250. D & E cushion add \$450.

SCS Indoor Advantage™ Gold and LEVEL® 1 certified. See terms and conditions for additional finish and environmental information.

Seat Height	Arm Height	W	D	H	Fabric	Leather	Weight	Cubes/Qty
17½"	24½"	100"	34"	29¾"	19.75 yds.	320.0'	195 lbs.	68.0'/1
445 mm	622 mm	2540 mm	864 mm	756 mm	18.1 m	29.7 sqm	88.6 kg	1.9 cu.

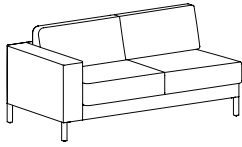
COM	COL	1	2	3	4	5	6	7	8	9	10	11
6437	6832	8412	8807	9027	9334	9685	9861	10168	10431	10739	11177	12714

sku	cushion type	cushion stitching options		metal leg	metal finish code	wood leg	wood species	wood finish code
<input type="text"/>	1 radius cushions 2 square cushions	A standard B with welt** C tufted**	D tufted with welt** E quilted** **cushion upcharges	A round B square C bevel D ballet	Z bronze K black P polished B brushed	H bevel I conical J incline K block	E maple 9 walnut	see seating finishes
<input type="text"/>	<input type="text"/>	<input type="text"/>	<input type="text"/>	<input type="text"/>	<input type="text"/>	<input type="text"/>	<input type="text"/>	<input type="text"/>

Choose: metal leg/metal finish code or wood leg/wood species.

luxe

luxe K3D



**Left side facing loveseat
Upholstered**

All necessary ganging brackets are included and pre-installed

Inside seat depth: 24"

Not intended for freestanding purposes due to unfinished ends. When being used as freestanding, contact Bernhardt Design for pricing. Radius cushions are not available on freestanding K3D.

Metal or wood legs. Wood legs available in all maple and walnut finishes. When specifying light finishes the natural characteristics of the wood will be visible and color will vary.

When using a combination of fabrics or leathers, specify the application by designating the appropriate letter, shown below, on the purchase order. Yardage shown must be used.

- A) One fabric or leather for seat cushion and back cushion
yardage: 7.5 yds. leather: 121 sq. ft.
- B) One fabric or leather for body
yardage: 5.75 yds. leather: 95.0 sq. ft.
- C) One fabric or leather for welt and/or buttons on cushions
yardage: 1.5 yds. leather: 15.0 sq. ft.

See terms and conditions for contrasting upholstery and welt upcharges.

**Cushion upcharge: B & C cushion add \$200. D & E cushion add \$350.

SCS Indoor Advantage™ Gold and LEVEL® 1 certified. See terms and conditions for additional finish and environmental information.

Seat Height	Arm Height	W	D	H	Fabric	Leather	Weight	Cubes/Qty
17½"	24½"	64½"	34"	29¾"	13.0 yds.	210.0'	139 lbs.	45.33'/1
445 mm	622 mm	1638 mm	864 mm	756 mm	11.9 m	19.5 sqm	63.2 kg	1.28 cu.


COM	COL	1	2	3	4	5	6	7	8	9	10	11
4671	4931	5971	6231	6376	6578	6809	6925	7127	7300	7503	7791	8803

sku	cushion type	cushion stitching options		metal leg	metal finish code	wood leg	wood species	wood finish code
<input type="text"/>	1 radius cushions 2 square cushions	A standard B with welt** C tufted**	D tufted with welt** E quilted** **cushion upcharges	A round B square C bevel D ballet	Z bronze K black P polished B brushed	H bevel I conical J incline K block	E maple 9 walnut	see seating finishes
<input type="text"/>	<input type="text"/>	<input type="text"/>	<input type="text"/>	<input type="text"/>	<input type="text"/>	<input type="text"/>	<input type="text"/>	<input type="text"/>

Choose: metal leg/metal finish code or wood leg/wood species.

luxé

luxé K3E



**Right side facing loveseat
Upholstered**

All necessary ganging brackets are included and pre-installed

Inside seat depth: 24"

Not intended for freestanding purposes due to unfinished ends. When being used as freestanding, contact Bernhardt Design for pricing. Radius cushions are not available on freestanding K3E.

Metal or wood legs. Wood legs available in all maple and walnut finishes. When specifying light finishes the natural characteristics of the wood will be visible and color will vary.

When using a combination of fabrics or leathers, specify the application by designating the appropriate letter, shown below, on the purchase order. Yardage shown must be used.

- A) One fabric or leather for seat cushion and back cushion
yardage: 7.5 yds. leather: 121 sq. ft.
- B) One fabric or leather for body
yardage: 5.75 yds. leather: 95.0 sq. ft.
- C) One fabric or leather for welt and/or buttons on cushions
yardage: 1.5 yds. leather: 15.0 sq. ft.

See terms and conditions for contrasting upholstery and welt upcharges.

**Cushion upcharge: B & C cushion add \$200. D & E cushion add \$350.

SCS Indoor Advantage™ Gold and LEVEL® 2 certified. See terms and conditions for additional finish and environmental information.

Seat Height	Arm Height	W	D	H	Fabric	Leather	Weight	Cubes/Qty
17½"	24½"	64½"	34"	29¾"	13.0 yds.	210.0'	139 lbs.	45.33'/1
445 mm	622 mm	1638 mm	864 mm	756 mm	11.9 m	19.5 sqm	63.2 kg	1.28 cu.


COM	COL	1	2	3	4	5	6	7	8	9	10	11
4671	4931	5971	6231	6376	6578	6809	6925	7127	7300	7503	7791	8803

sku	cushion type	cushion stitching options		metal leg	metal finish code	wood leg	wood species	wood finish code
<input type="text"/>	1 radius cushions 2 square cushions	A standard B with welt** C tufted**	D tufted with welt** E quilted** **cushion upcharges	A round B square C bevel D ballet	Z bronze K black P polished B brushed	H bevel I conical J incline K block	E maple 9 walnut	see seating finishes
<input type="text"/>	<input type="text"/>	<input type="text"/>	<input type="text"/>	<input type="text"/>	<input type="text"/>	<input type="text"/>	<input type="text"/>	<input type="text"/>

Choose: metal leg/metal finish code or wood leg/wood species.

luxé

luxé K3K



**Armless loveseat
Upholstered**

All necessary ganging brackets are included and pre-installed

Inside seat depth: 24"

Not intended for freestanding purposes due to unfinished ends. When being used as freestanding, contact Bernhardt Design for pricing. Radius cushions are not available on freestanding K3K.

Metal or wood legs. Wood legs available in all maple and walnut finishes. When specifying light finishes the natural characteristics of the wood will be visible and color will vary.

When using a combination of fabrics or leathers, specify the application by designating the appropriate letter, shown below, on the purchase order. Yardage shown must be used.

- A) One fabric or leather for seat cushion and back cushion
yardage: 7.5 yds. leather: 121 sq. ft.
- B) One fabric or leather for body
yardage: 6.0 yds. leather: 98.0 sq. ft.
- C) One fabric or leather for welt and/or buttons on cushions
yardage: 1.5 yds. leather: 15.0 sq. ft.

See terms and conditions for contrasting upholstery and welt upcharges.

**Cushion usspcharge: B & C cushion add \$200. D & E cushion add \$350.

SCS Indoor Advantage™ Gold and LEVEL® 2 certified. See terms and conditions for additional finish and environmental information.

Seat Height	Arm Height	W	D	H	Fabric	Leather	Weight	Cubes/Qty
17½"	-	57½"	34"	29¾"	11.5 yds.	186.0'	128 lbs.	40.0/1
445 mm	-	1461 mm	864 mm	756 mm	10.5 m	17.3 sqm	58.2 kg	1.13 cu.

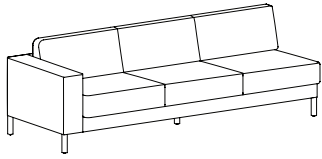
COM	COL	1	2	3	4	5	6	7	8	9	10	11
3865	4095	5015	5245	5373	5552	5757	5859	6038	6191	6370	6625	7520

sku	cushion type	cushion stitching options	metal leg	metal finish code	wood leg	wood species	wood finish code
<input type="text"/>	1 radius cushions 2 square cushions	A standard B with welt** C tufted** D tufted with welt** E quilted** **cushion upcharges	A round B square C bevel D ballet	Z bronze K black P polished B brushed	H bevel I conical J incline K block	E maple 9 walnut	see seating finishes

Choose: metal leg/metal finish code or wood leg/wood species.

luxé

luxé K3F



**Left side facing sofa
Upholstered**

All necessary ganging brackets are included and pre-installed

Inside seat depth: 24"

Not intended for freestanding purposes due to unfinished ends. When being used as freestanding, contact Bernhardt Design for pricing. Radius cushions are not available on freestanding K3F.

Metal or wood legs. Wood legs available in all maple and walnut finishes. When specifying light finishes the natural characteristics of the wood will be visible and color will vary.

When using a combination of fabrics or leathers, specify the application by designating the appropriate letter, shown below, on the purchase order. Yardage shown must be used.

- A) One fabric or leather for seat cushion and back cushion
yardage: 11.0 yds. leather: 178.0 sq. ft.
- B) One fabric or leather for body
yardage: 7.75 yds. leather: 125.0 sq. ft.
- C) One fabric or leather for welt and/or buttons on cushions
yardage: 1.75 yds. leather: 20.0 sq. ft.

See terms and conditions for contrasting upholstery and welt upcharges.

**Cushion upcharge: B & C cushion add \$250. D & E cushion add \$450.

SCS Indoor Advantage™ Gold and LEVEL® 2 certified. See terms and conditions for additional finish and environmental information.

Seat Height	Arm Height	W	D	H	Fabric	Leather	Weight	Cubes/Qty
17½"	24½"	93¼"	34"	29¼"	18.5 yds.	300.0'	188 lbs.	64.0'/1
445 mm	622 mm	2369 mm	864 mm	756 mm	16.9 m	27.9 sqm	85.5 kg	1.81 cu.

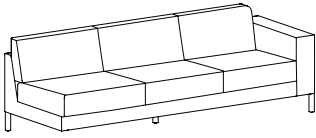
COM	COL	1	2	3	4	5	6	7	8	9	10	11
5956	6326	7806	8176	8382	8670	8999	9163	9451	9698	9985	10396	11835

sku	cushion type	cushion stitching options		metal leg	metal finish code	wood leg	wood species	wood finish code
	1 radius cushions 2 square cushions	A standard B with welt** C tufted**	D tufted with welt** E quilted** **cushion upcharges	A round B square C bevel D ballet	Z bronze K black P polished B brushed	H bevel I conical J incline K block	E maple 9 walnut	see seating finishes

Choose: metal leg/metal finish code or wood leg/wood species.

luxé

luxé K3G



Right side facing sofa
Upholstered

All necessary ganging brackets are included and pre-installed

Inside seat depth: 24"

Not intended for freestanding purposes due to unfinished ends. When being used as freestanding, contact Bernhardt Design for pricing. Radius cushions are not available on freestanding K3G.

Metal or wood legs. Wood legs available in all maple and walnut finishes. When specifying light finishes the natural characteristics of the wood will be visible and color will vary.

When using a combination of fabrics or leathers, the following yardage must be used and upcharges apply. Specify the fabric or leather application by designating the appropriate letter on the purchase order.

- A) One fabric or leather for seat cushion and back cushion
yardage: 11.0 yds. leather: 178.0 sq. ft.
- B) One fabric or leather for body
yardage: 7.75 yds. leather: 125.0 sq. ft.
- C) One fabric or leather for welt and/or buttons on cushions
yardage: 1.75 yds. leather: 20.0 sq. ft.

See terms and conditions for contrasting fabric and welt upcharges.

**Cushion upcharge: B & C cushion add \$250. D & E cushion add \$450.

SCS Indoor Advantage™ Gold and LEVEL® 2 certified. See terms and conditions for additional finish and environmental information.

Seat Height	Arm Height	W	D	H	Fabric	Leather	Weight	Cubes/Qty
17½"	24½"	93¼"	34"	29¾"	18.5 yds.	300.0'	188 lbs.	64.0'/1
445 mm	622 mm	2369 mm	864 mm	756 mm	16.9 m	27.9 sqm	85.5 kg	1.81 cu.

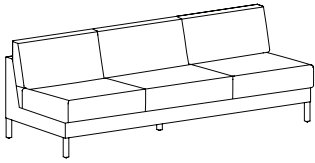
COM	COL	1	2	3	4	5	6	7	8	9	10	11
5956	6326	7806	8176	8382	8670	8999	9163	9451	9698	9985	10396	11835

sku	cushion type	cushion stitching options		metal leg	metal finish code	wood leg	wood species	wood finish code
<input type="text"/>	1 radius cushions 2 square cushions	A standard B with welt** C tufted**	D tufted with welt** E quilted** **cushion upcharges	A round B square C bevel D ballet	Z bronze K black P polished B brushed	H bevel I conical J incline K block	E maple 9 walnut	see seating finishes
<input type="text"/>	<input type="text"/>	<input type="text"/>	<input type="text"/>	<input type="text"/>	<input type="text"/>	<input type="text"/>	<input type="text"/>	<input type="text"/>

Choose: metal leg/metal finish code or wood leg/wood species.

luxé

luxé K3L



**Armless sofa
Upholstered**

All necessary ganging brackets are included and pre-installed

Inside seat depth: 24"

Not intended for freestanding purposes due to unfinished ends. When being used as freestanding, contact Bernhardt Design for pricing. Radius cushions are not available on freestanding K3L.

Metal or wood legs. Wood legs available in all maple and walnut finishes. When specifying light finishes the natural characteristics of the wood will be visible and color will vary.

When using a combination of fabrics or leathers, the following yardage must be used and upcharges apply. Specify the fabric or leather application by designating the appropriate letter on the purchase order.

- A) One fabric or leather for seat cushion and back cushion
yardage: 11.0 yds. leather: 178.0 sq. ft.
- B) One fabric or leather for body
yardage: 6.75 yds. leather: 110.0 sq. ft.
- C) One fabric or leather for welt and/or buttons on cushions
yardage: 1.75 yds. leather: 20.0 sq. ft.

See terms and conditions for contrasting fabric and welt upcharges.

**Cushion upcharge: B & C cushion add \$250. D & E cushion add \$450.

SCS Indoor Advantage™ Gold and LEVEL® 2 certified. See terms and conditions for additional finish and environmental information.

Seat Height	Arm Height	W	D	H	Fabric	Leather	Weight	Cubes/Qty
17½"	-	86"	34"	29½"	17.0 yds.	275.0'	163 lbs.	58.67/1
445 mm	-	2184 mm	864 mm	756 mm	15.5 m	25.5 sqm	74.1 kg	1.7 cu.

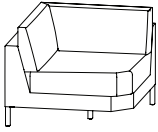
COM	COL	1	2	3	4	5	6	7	8	9	10	11
5152	5492	6852	7192	7381	7646	7948	8099	8364	8590	8855	9232	10555

sku	cushion type	cushion stitching options		metal leg	metal finish code	wood leg	wood species	wood finish code
<input type="text"/>	1 radius cushions 2 square cushions	A standard B with welt** C tufted**	D tufted with welt** E quilted** **cushion upcharges	A round B square C bevel D ballet	Z bronze K black P polished B brushed	H bevel I conical J incline K block	E maple 9 walnut	see seating finishes
<input type="text"/>	<input type="text"/>	<input type="text"/>	<input type="text"/>	<input type="text"/>	<input type="text"/>	<input type="text"/>	<input type="text"/>	<input type="text"/>

Choose: metal leg/metal finish code or wood leg/wood species.

luxe

luxe K3H



Square corner chair
Upholstered

All necessary ganging brackets are included and pre-installed

Not intended for freestanding purposes due to unfinished ends. When being used as freestanding, contact Bernhardt Design for pricing. Radius cushions are not available on freestanding K3H.

Metal or wood legs. Wood legs available in all maple and walnut finishes. When specifying light finishes the natural characteristics of the wood will be visible and color will vary.

When using a combination of fabrics or leathers, the following yardage must be used and upcharges apply. Specify the fabric or leather application by designating the appropriate letter on the purchase order.

- A) One fabric or leather for seat cushion and back cushion
yardage: 5.1 yds. leather: 82.0 sq. ft.
- B) One fabric or leather for body
yardage: 3.75 yds. leather: 60.0 sq. ft.
- C) One fabric or leather for welt and/or buttons
yardage: 1.0 yds leather: 10.0 sq. ft.

See terms and conditions for contrasting fabric and welt upcharges.

*Cushion upcharge: B & C cushion add \$200. D & E cushion add \$350.

SCS Indoor Advantage™ Gold and LEVEL® 2 certified. See terms and conditions for additional finish and environmental information.

Seat Height	Arm Height	W	D	H	Fabric	Leather	Weight	Cubes/Qty
17½"	-	37"	37"	29¾"	8.75 yds.	145.0'	102 lbs.	32.67/1
445 mm	-	940 mm	940 mm	756 mm	8.0 m	13.5 sqm	46.4 kg	.93 cu.

COM	COL	1	2	3	4	5	6	7	8	9	10	11
3865	4040	4740	4915	5013	5149	5304	5382	5518	5635	5771	5965	6646

sku	cushion type	cushion stitching options		metal leg	metal finish code	wood leg	wood species	wood finish code
	1 radius cushions 2 square cushions	A standard B with welt** C tufted**	D tufted with welt** E quilted** **cushion upcharges	A round B square C bevel D ballet	Z bronze K black P polished B brushed	H bevel I conical J incline K block	E maple 9 walnut	see seating finishes

Choose: metal leg/metal finish code or wood leg/wood species.

luxé

luxé K3I



**Curved 45° connector
Upholstered**

All necessary ganging brackets are included and pre-installed

Not intended for freestanding purposes due to unfinished ends. When being used as freestanding, contact Bernhardt Design for pricing. Radius cushions are not available on freestanding K3I.

Metal or wood legs. Woodlegs available in all maple and walnut finishes. When specifying light finishes the natural characteristics of the wood will be visible and color will vary.

When using a combination of fabrics or leathers, specify the application by designating the appropriate letter, shown below, on the purchase order. Yardage shown must be used.

- A) One fabric or leather for seat cushion and back cushion
yardage: 4.25 yds. leather: 70.0 sq. ft.
- B) One fabric or leather for body
yardage: 3.5 yds. leather: 56.0 sq. ft.
- C) One fabric or leather for welt and/or buttons
yardage: 1.0 yds. leather: 10.0 sq. ft.

See terms and conditions for contrasting upholstery and welt upcharges.

**Cushion upcharge: B & C cushion add \$200. D & E cushion add \$350.

SCS Indoor Advantage™ Gold and LEVEL® 2 certified. See terms and conditions for additional finish and environmental information.

Seat Height	Arm Height	W	D	H	Fabric	Leather	Weight	Cubes/Qty
17½"	-	44¼"	35¾"	29¾"	6.8 yds.	110.0'	102 lbs.	33.78'/1
445 mm	-	1124 mm	908 mm	756 mm	15.5 m	10.3 sqm	46.4 kg	1.7 cu.

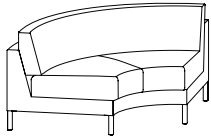
COM	COL	1	2	3	4	5	6	7	8	9	10	11
3542	3678	4222	4358	4434	4540	4661	4721	4827	4918	5023	5174	5703

sku	cushion type	cushion stitching options		metal leg	metal finish code	wood leg	wood species	wood finish code
_____	1 radius cushions 2 square cushions	A standard B with welt** C tufted**	D tufted with welt** E quilted** **cushion upcharges	A round B square C bevel D ballet	Z bronze K black P polished B brushed	H bevel I conical J incline K block	E maple 9 walnut	see seating finishes
_____	_____	_____	_____	_____	_____	_____	_____	_____

Choose: metal leg/metal finish code or wood leg/wood species.

luxé

luxé K3J



**Curved 90° connector
Upholstered**

All necessary ganging brackets are included and pre-installed

Not intended for freestanding purposes due to unfinished ends. When being used as freestanding, contact Bernhardt Design for pricing. Radius cushions are not available on freestanding K3J.

Metal or wood legs. Wood legs available in all maple and walnut finishes. When specifying light finishes the natural characteristics of the wood will be visible and color will vary.

When using a combination of fabrics or leathers, specify the application by designating the appropriate letter, shown below, on the purchase order. Yardage shown must be used.

- A) One fabric or leather for seat cushion and back cushion
yardage: 7.25 yds. leather: 118.0 sq. ft.
- B) One fabric or leather for body
yardage: 5.0 yds. leather: 81.0 sq. ft.
- C) One fabric or leather for welt and/or buttons on cushions
yardage: 1.0 yds. leather: 10.0 sq. ft.

See terms and conditions for contrasting upholstery and welt upcharges.

**Cushion upcharge: B & C cushion add \$200. D & E cushion add \$350.

SCS Indoor Advantage™ Gold and LEVEL® 2 certified. See terms and conditions for additional finish and environmental information.

Seat Height	Arm Height	W	D	H	Fabric	Leather	Weight	Cubes/Qty
17½"	-	70½"	38½"	29¾"	11.0 yds.	178.0'	155 lbs.	56.94'/1
445 mm	-	1791mm	981 mm	756 mm	10.1 m	14.9 sqm	70.3 kg	1.51 cu.


COM	COL	1	2	3	4	5	6	7	8	9	10	11
4671	4891	5771	5991	6114	6285	6480	6578	6749	6896	7067	7311	8167

sku	cushion type	cushion stitching options		metal leg	metal finish code	wood leg	wood species	wood finish code
	1 radius cushions 2 square cushions	A standard B with welt** C tufted**	D tufted with welt** E quilted** **cushion upcharges	A round B square C bevel D ballet	Z bronze K black P polished B brushed	H bevel I conical J incline K block	E maple 9 walnut	see seating finishes

Choose: metal leg/metal finish code or wood leg/wood species.

classic compact

classic compact K6A



**Classic compact
Chair
Upholstered**

Metal or wood legs. Wood legs available in all maple and walnut finishes. When specifying light finishes the natural characteristics of the wood will be visible and color will vary.

When using a combination of fabrics or leathers, specify the application by designating the appropriate letter, shown below, on the purchase order. Yardage shown must be used.

- A) One fabric or leather for seat cushion and back cushion
yardage: 3.75 yds. leather: 60.0 sq. ft.
- B) One fabric or leather for body
yardage: 3.75 yds. leather: 60.0 sq. ft.
- C) One fabric or leather for welt and/or buttons
yardage: 1.0 yds. leather: 10.0 sq. ft.

See terms and conditions for contrasting upholstery and welt upcharges.

**Cushion upcharge: B & C cushion add \$150. D & E cushion add \$250.

SCS Indoor Advantage™ Gold and LEVEL® 2 certified. See terms and conditions for additional finish and environmental information.

Seat Height	Arm Height	W	D	H	Fabric	Leather	Weight	Cubes/Qty
17½"	24½"	31¼"	30¼"	29¾"	7.5 yds.	115.0'	91 lbs.	20.15/1
445 mm	622 mm	794 mm	768 mm	756 mm	6.9 m	10.7 sqm	41.4 kg	.57 cu.

COM	COL	1	2	3	4	5	6	7	8	9	10	11
2739	2889	3489	3639	3723	3839	3973	4039	4156	4256	4373	4539	5123

sku	cushion type	cushion stitching options		metal leg	metal finish code	wood leg	wood species	wood finish code
<input type="text"/>	1 radius cushions 2 square cushions	A standard B with welt** C tufted**	D tufted with welt** E quilted** **cushion upcharges	A round B square C bevel D ballet	Z bronze K black P polished B brushed	H bevel I conical J incline K block	E maple 9 walnut	see seating finishes
<input type="text"/>	<input type="text"/>	<input type="text"/>	<input type="text"/>	<input type="text"/>	<input type="text"/>	<input type="text"/>	<input type="text"/>	<input type="text"/>

Choose: metal leg/metal finish code or wood leg/wood species.



holden lounge modular seating collection

Holden Seating System Specification Guide

Standard Features



The Holden modular seating system is comprised of 13 skus that can be used in multiple ways to create unique seating environments. Included within the collection are two freestanding skus and 11 connecting modules. Freestanding options are not available for the connecting modules.


Holden is upholstered and features polished aluminum legs that are available in all Bernhardt standard powder coat finishes. Each unit comes standard with a non-marring leveler pre-installed.

Module configurations connect via a ganging bracket and a load bearing bracket for ease of installation and added support. The ganging bracket and load bearing bracket come pre-installed.

All COM/COL fabrics must be preapproved by Bernhardt Design prior to application. When ordering configurations, please provide the total COM yardage from the same dye lot in a continuous roll(s).

Holden is SCS Indoor Advantage Gold certified. See terms and conditions for additional finish and environment information.

Please visit Bernhardtdesign.com for a complete library of 2D, 3D and Revit models. You may also contact your local sales representative or the Bernhardt Design corporate office for specification assistance.



Side View Cut Away
Showing SKU 6157
Three-seat Freestanding

Front View
Showing SKU 6157
Three-seat Freestanding

Connecting Modules



Holden features 11 connecting modules that connect via a pre-installed ganging bracket and a load bearing bracket to help with assembly. The load bearing bracket is part of what we call the Leg Configuration, which also includes 2 legs.

When connecting two modules, one module must contain a leg configuration, and the second module must have an open end with no legs on the open end. The leg configuration end is then pushed together with the open end, the ganging bracket and load bearing bracket positioned and secured with bolts.

Examples below show modules with the leg configuration and modules with open ends that together form a modular configuration.



6156L



6158R

End to End Connection



6156L



6150R



6158R

End to Armless Connection



6156L



6151



6156R

End to Corner Connection



Holden Seating System Product Overview

The Holden product overview shows all the freestanding and connecting modular options available within the collection. The freestanding option is not available for connecting modules.

Freestanding Options



6157
Three-seat Freestanding



6155
Two-seat Freestanding

Connecting Module Options



6150L
Two-seat Armless Module
Connects on Both Ends
Left Side Leg Configuration
Right side must connect to a left side leg configuration for proper support



6150R
Two-seat Armless Module
Connects on Both Ends
Right Side Leg Configuration
Left side must connect to a right side leg configuration for proper support



6151
90° Corner Seat
Connects on Both Ends
Both sides must connect to a leg configuration for proper support



6153L
Two-seat Module
Left Arm Facing
Right Side Leg Configuration



6153R
Two-seat Module
Right Arm Facing
Left Side Leg Configuration



6156L
Three-seat Module
Left Arm Facing
Right Side Leg Configuration



6156R
Three-seat Module
Right Arm Facing
Left Side Leg Configuration



6154L
Two-seat Module
Left Arm Facing
Right side must connect to a left side leg configuration for proper support



6154R
Two-seat Module
Right Arm Facing
Left side must connect to a right side leg configuration for proper support




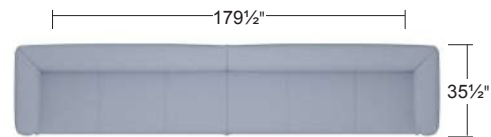



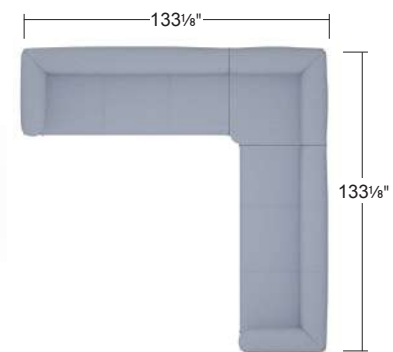


6158L
Three-seat Module
Left Arm Facing
Right side must connect to a left side leg configuration for proper support

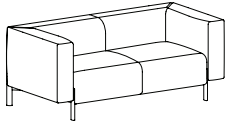


6158R
Three-seat Module
Right Arm Facing
Left side must connect to a right side leg configuration for proper support

Holden Seating System Sample Configurations

1			<table border="0"> <tr> <td data-bbox="1185 222 1250 254">Sku</td> <td data-bbox="1266 222 1542 254">Description</td> </tr> <tr> <td data-bbox="1185 306 1250 338">6153L</td> <td data-bbox="1266 306 1542 390">Two-seat Module Left Arm Facing Right Side Leg Configurations</td> </tr> <tr> <td data-bbox="1185 401 1250 432">6154R</td> <td data-bbox="1266 401 1542 457">Two-seat Module Right Arm Facing</td> </tr> </table>	Sku	Description	6153L	Two-seat Module Left Arm Facing Right Side Leg Configurations	6154R	Two-seat Module Right Arm Facing
Sku	Description								
6153L	Two-seat Module Left Arm Facing Right Side Leg Configurations								
6154R	Two-seat Module Right Arm Facing								
2			<table border="0"> <tr> <td data-bbox="1185 663 1250 695">6156L</td> <td data-bbox="1266 663 1542 758">Three-seat Module Left Arm Facing Right Side Leg Configurations</td> </tr> <tr> <td data-bbox="1185 768 1250 800">6158R</td> <td data-bbox="1266 768 1542 852">Three-seat Module Right Arm Facing Left Side Leg Configuration</td> </tr> </table>	6156L	Three-seat Module Left Arm Facing Right Side Leg Configurations	6158R	Three-seat Module Right Arm Facing Left Side Leg Configuration		
6156L	Three-seat Module Left Arm Facing Right Side Leg Configurations								
6158R	Three-seat Module Right Arm Facing Left Side Leg Configuration								
3			<table border="0"> <tr> <td data-bbox="1185 1031 1250 1062">6156L</td> <td data-bbox="1266 1031 1542 1125">Three-seat Module Left Arm Facing Right Side Leg Configurations</td> </tr> <tr> <td data-bbox="1185 1136 1250 1167">6150R</td> <td data-bbox="1266 1136 1542 1188">Two-seat Armless Module Right Side Leg Configurations</td> </tr> <tr> <td data-bbox="1185 1199 1250 1230">6158R</td> <td data-bbox="1266 1199 1542 1283">Three-seat Module Right Arm Facing Left Side Leg Configurations</td> </tr> </table>	6156L	Three-seat Module Left Arm Facing Right Side Leg Configurations	6150R	Two-seat Armless Module Right Side Leg Configurations	6158R	Three-seat Module Right Arm Facing Left Side Leg Configurations
6156L	Three-seat Module Left Arm Facing Right Side Leg Configurations								
6150R	Two-seat Armless Module Right Side Leg Configurations								
6158R	Three-seat Module Right Arm Facing Left Side Leg Configurations								
4			<table border="0"> <tr> <td data-bbox="1185 1482 1250 1514">6156L</td> <td data-bbox="1266 1482 1542 1577">Three-seat Module Left Arm Facing Right Side Leg Configurations</td> </tr> <tr> <td data-bbox="1185 1587 1250 1619">6151</td> <td data-bbox="1266 1587 1542 1640">90° Corner Seat Connects on Both Ends</td> </tr> <tr> <td data-bbox="1185 1650 1250 1682">6156R</td> <td data-bbox="1266 1650 1542 1745">Three-seat Module Right Arm Facing Left Side Leg Configurations</td> </tr> </table>	6156L	Three-seat Module Left Arm Facing Right Side Leg Configurations	6151	90° Corner Seat Connects on Both Ends	6156R	Three-seat Module Right Arm Facing Left Side Leg Configurations
6156L	Three-seat Module Left Arm Facing Right Side Leg Configurations								
6151	90° Corner Seat Connects on Both Ends								
6156R	Three-seat Module Right Arm Facing Left Side Leg Configurations								

Holden 6155



**Two-seat freestanding
Polished aluminum or powder coat base
Upholstered**

Standard with flange detail
Stitch detail on seat and back, not available with contrasting fabric
Adjustable levelers

Inside seat width: 53 1/8", Inside seat depth: 23 1/4"

When using a combination of fabrics or leathers, specify the application by designating the appropriate letter, shown below, on the purchase order. Yardage shown must be used.

- A) One fabric or leather for seat
yardage: 4.5 yds. leather: 150.0 sq. ft.
- B) One fabric or leather for inside back and outside back
yardage: 10.5 yds. leather: 250.0 sq. ft.

See terms and conditions for contrasting upholstery upcharges.

SCS Indoor Advantage™ Gold and LEVEL® 2 certified. See terms and conditions for additional environmental information.

Seat Height	Arm Height	W	D	H	Fabric	Leather	Weight	Cubes/Qty
17 3/4"	28 3/4"	73 3/4"	35 1/2"	28 3/4"	15.0 yds.	350.0'	195 lbs	83.76'/1
451 mm	721 mm	1864 mm	902 mm	721 mm	13.7 m	32.5 sqm	88.5 kg	2.37 m

COM	COL	1	2	3	4	5	6	7	8	9	10	11
4000	4300	5500	5800	5967	6200	6467	6600	6834	7034	7267	7600	8767

sku

6155

6 | 1 | 5 | 5 |

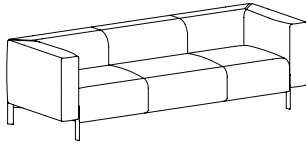
base finish

PA polished aluminum standard, OR

specify powder coat, upcharge \$250

- WH satin white
- EC ecru
- LA latte
- AL aluminum
- GR graphite
- BZ bronze
- IG iron grey
- SG sage
- RD black red
- BK matte black

Holden 6157



**Three-seat freestanding
Polished aluminum or powder coat base
Upholstered**

Standard with flange detail
Stitch detail on seat and back, not available with contrasting fabric
Adjustable levelers

Inside seat width: 79", Inside seat depth: 23 1/4"

When using a combination of fabrics or leathers, specify the application by designating the appropriate letter, shown below, on the purchase order. Yardage shown must be used.

- A) One fabric or leather for seat
yardage: 6.0 yds. leather: 175.0 sq. ft.
- B) One fabric or leather for inside back and outside back
yardage: 12.0 yds. leather: 275.0 sq. ft.

See terms and conditions for contrasting upholstery upcharges.

SCS Indoor Advantage™ Gold and LEVEL® 2 certified. See terms and conditions for additional environmental information.

Seat Height	Arm Height	W	D	H	Fabric	Leather	Weight	Cubes/Qty
17 3/4"	23 3/4"	99 3/4"	35 1/2"	28 3/4"	18.0 yds.	400.0'	276 lbs	97.97/1
451 mm	721 mm	2537 mm	902 mm	721 mm	16.5 m	37.2 sqm	125.2 kg	2.77 m

COM	COL	1	2	3	4	5	6	7	8	9	10	11
5000	5360	6800	7160	7360	7640	7960	8120	8400	8640	8920	9320	10720

sku

6157

6 | 1 | 5 | 7 |

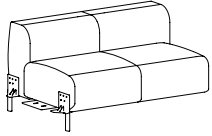
base finish

PA polished aluminum standard, OR

specify powder coat, upcharge \$250

WH satin white	GR graphite	SG sage
EC ecru	BZ bronze	RD black red
LA latte	IG iron grey	BK matte black
AL aluminum		

Holden 6150L



Two-seat armless module
Left side leg configuration
Polished aluminum or powder coat base
Upholstered
Connects on both ends

Right side must connect to a left side leg configuration for proper support

Freestanding option not available

Standard with flange detail
 Stitch detail on seat and back, not available with contrasting fabric
 All necessary ganging brackets are included and pre-installed
 Adjustable levelers

Inside seat width: 53 1/8" Inside seat depth: 23 1/4"

When using a combination of fabrics or leathers, specify the application by designating the appropriate letter, shown below, on the purchase order. Yardage shown must be used.

- A) One fabric or leather for seat
 yardage: 4.5 yds. leather: 150.0 sq. ft.
- B) One fabric or leather for inside back and outside back
 yardage: 4.5 yds. leather: 150.0 sq. ft.

See terms and conditions for contrasting upholstery upcharges.

SCS Indoor Advantage™ Gold and LEVEL® 2 certified. See terms and conditions for additional environmental information.

Seat Height	Arm Height	W	D	H	Fabric	Leather	Weight	Cubes/Qty
17 3/4"	-	53 1/8"	35 1/2"	28 3/8"	9.0 yds.	200.0'	141 lbs.	55.00/1
451 mm	-	1349 mm	902 mm	721 mm	8.2 m	18.6 sqm	64.0 kg	1.56 m

COM	COL	1	2	3	4	5	6	7	8	9	10	11
2700	2880	3600	3780	3880	4020	4180	4260	4400	4520	4660	4860	5560

sku

6150L

6 | 1 | 5 | 0 | L |


base finish

PA polished aluminum standard, OR

specify powder coat, upcharge \$250

WH satin white	GR graphite	SG sage
EC ecru	BZ bronze	RD black red
LA latte	IG iron grey	BK matte black
AL aluminum		

Holden 6150R



Two-seat armless module
Right side leg configuration
Polished aluminum or powder coat base
Upholstered
Connects on both ends

Left side must connect to a right side leg configuration for proper support

Freestanding option not available

Standard with flange detail
 Stitch detail on seat and back, not available with contrasting fabric
 All necessary ganging brackets are included and pre-installed
 Adjustable levelers

Inside seat width: 53 3/8" Inside seat depth: 23 1/4"

When using a combination of fabrics or leathers, specify the application by designating the appropriate letter, shown below, on the purchase order. Yardage shown must be used.

- A) One fabric or leather for seat
 yardage: 4.5 yds. leather: 150.0 sq. ft.
- B) One fabric or leather for inside back and outside back
 yardage: 4.5 yds. leather: 150.0 sq. ft.

See terms and conditions for contrasting upholstery upcharges.

SCS Indoor Advantage™ Gold and LEVEL® 2 certified. See terms and conditions for additional environmental information.

Seat Height	Arm Height	W	D	H	Fabric	Leather	Weight	Cubes/Qty
17 3/4"	-	53 3/8"	35 1/2"	28 3/8"	9.0 yds.	200.0'	141 lbs.	55.00'/1
451 mm	-	1349 mm	902 mm	721 mm	8.2 m	18.6 sqm	64.0 kg	1.56 m

COM	COL	1	2	3	4	5	6	7	8	9	10	11
2700	2880	3600	3780	3880	4020	4180	4260	4400	4520	4660	4860	5560

sku

6150R

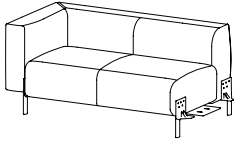
6 | 1 | 5 | 0 | R

base finish

PA polished aluminum standard, OR
 specify powder coat, upcharge \$250

WH satin white	GR graphite	SG sage
EC ecru	BZ bronze	RD black red
LA latte	IG iron grey	BK matte black
AL aluminum		

Holden 6153L



Two-seat module
Left arm facing
Right side leg configuration
Polished aluminum or powder coat base
Upholstered

Freestanding option not available

Standard with flange detail
 Stitch detail on seat and back, not available with contrasting fabric
 All necessary ganging brackets are included and pre-installed
 Adjustable levelers

Inside seat width: 53 1/8" Inside seat depth: 23 1/4"

When using a combination of fabrics or leathers, specify the application by designating the appropriate letter, shown below, on the purchase order. Yardage shown must be used.

- A) One fabric or leather for seat
 yardage: 4.5 yds. leather: 150.0 sq. ft.
- B) One fabric or leather for inside back and outside back
 yardage: 7.5 yds. leather: 200.0 sq. ft.

See terms and conditions for contrasting upholstery upcharges.

SCS Indoor Advantage™ Gold and LEVEL® 2 certified. See terms and conditions for additional environmental information.

Seat Height	Arm Height	W	D	H	Fabric	Leather	Weight	Cubes/Qty
17 3/4"	28 3/8"	63 1/4"	35 1/2"	28 3/8"	12.0 yds.	300.0'	168 lbs.	55.00'/1
451 mm	721 mm	1607 mm	902 mm	721 mm	11.0 m	27.9 sqm	76.2 kg	1.56 m

COM	COL	1	2	3	4	5	6	7	8	9	10	11
3600	3840	4800	5040	5174	5360	5574	5680	5867	6027	6214	6480	7414

sku

6153L

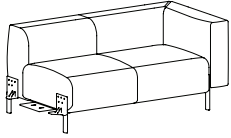
6	1	5	3	L
---	---	---	---	---

base finish

PA polished aluminum standard, OR
 specify powder coat, upcharge \$250

WH satin white	GR graphite	SG sage
EC ecru	BZ bronze	RD black red
LA latte	IG iron grey	BK matte black
AL aluminum		

Holden 6153R



Two-seat module
Right arm facing
Left side leg configuration
Polished aluminum or powder coat base
Upholstered

Freestanding option not available

Standard with flange detail
 Stitch detail on seat and back, not available with contrasting fabric
 All necessary ganging brackets are included and pre-installed
 Adjustable levelers

Inside seat width: 53 1/8" Inside seat depth: 23 1/4"

When using a combination of fabrics or leathers, specify the application by designating the appropriate letter, shown below, on the purchase order. Yardage shown must be used.

- A) One fabric or leather for seat
 yardage: 4.5 yds. leather: 150.0 sq. ft.
- B) One fabric or leather for inside back and outside back
 yardage: 7.5 yds. leather: 200.0 sq. ft.

See terms and conditions for contrasting upholstery upcharges.

SCS Indoor Advantage™ Gold and LEVEL® 2 certified. See terms and conditions for additional environmental information.

Seat Height	Arm Height	W	D	H	Fabric	Leather	Weight	Cubes/Qty
17 3/4"	28 3/8"	63 1/4"	35 1/2"	28 3/8"	12.0 yds.	300.0'	168 lbs.	55.00'/1
451 mm	721 mm	1607 mm	902 mm	721 mm	11.0 m	27.9 sqm	76.2 kg	1.56 m

COM	COL	1	2	3	4	5	6	7	8	9	10	11
3600	3840	4800	5040	5174	5360	5574	5680	5867	6027	6214	6480	7414

sku

6153R

6 | 1 | 5 | 3 | R |

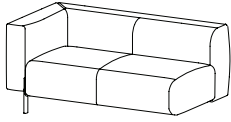
base finish

PA polished aluminum standard, OR

specify powder coat, upcharge \$250

- WH** satin white
- GR** graphite
- SG** sage
- EC** ecru
- BZ** bronze
- RD** black red
- LA** latte
- IG** iron grey
- BK** matte black
- AL** aluminum

Holden 6154L



Two-seat module
Left arm facing
Polished aluminum or powder coat base
Upholstered

Right side must connect to a left side leg configuration for proper support

Freestanding option not available

Standard with flange detail
 Stitch detail on seat and back, not available with contrasting fabric
 All necessary ganging brackets are included and pre-installed
 Adjustable levelers

Inside seat width: 53½" Inside seat depth: 23¼"

When using a combination of fabrics or leathers, specify the application by designating the appropriate letter, shown below, on the purchase order. Yardage shown must be used.

- A) One fabric or leather for seat
 yardage: 4.5 yds. leather: 150.0 sq. ft.
- B) One fabric or leather for inside back and outside back
 yardage: 7.5 yds. leather: 200.0 sq. ft.

See terms and conditions for contrasting upholstery upcharges.

SCS Indoor Advantage™ Gold and LEVEL® 2 certified. See terms and conditions for additional environmental information.

Seat Height	Arm Height	W	D	H	Fabric	Leather	Weight	Cubes/Qty
17¾"	28¾"	63¼"	35½"	28¾"	12.0 yds.	300.0'	168 lbs.	55.00'/1
451 mm	721 mm	1607 mm	902 mm	721 mm	11.0 m	26.0 sqm	76.2 kg	1.56 m

COM	COL	1	2	3	4	5	6	7	8	9	10	11
3400	3640	4600	4840	4974	5160	5374	5480	5667	5827	6014	6280	7214

sku

6154L

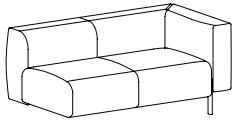
6 | 1 | 5 | 4 | L |

base finish

PA polished aluminum standard, OR
 specify powder coat, upcharge \$250

WH satin white	GR graphite	SG sage
EC ecru	BZ bronze	RD black red
LA latte	IG iron grey	BK matte black
AL aluminum		

Holden 6154R



Two-seat module
Right arm facing
Polished aluminum or powder coat base
Upholstered

Left side must connect to a right side leg configuration for proper support

Freestanding option not available

Standard with flange detail
 Stitch detail on seat and back, not available with contrasting fabric
 All necessary ganging brackets are included and pre-installed
 Adjustable levelers

Inside seat width: 53 1/8" Inside seat depth: 23 1/4"

When using a combination of fabrics or leathers, specify the application by designating the appropriate letter, shown below, on the purchase order. Yardage shown must be used.

- A) One fabric or leather for seat
 yardage: 4.5 yds. leather: 150.0 sq. ft.
- B) One fabric or leather for inside back and outside back
 yardage: 7.5 yds. leather: 200.0 sq. ft.

See terms and conditions for contrasting upholstery upcharges.

SCS Indoor Advantage™ Gold and LEVEL® 2 certified. See terms and conditions for additional environmental information.

Seat Height	Arm Height	W	D	H	Fabric	Leather	Weight	Cubes/Qty
17 3/4"	28 3/8"	63 1/4"	35 1/2"	28 3/8"	12.0 yds.	300.0'	168 lbs.	55.00'/1
451 mm	721 mm	1607 mm	902 mm	721 mm	11.0 m	26.0 sqm	76.2 kg	1.56 m

COM	COL	1	2	3	4	5	6	7	8	9	10	11
3400	3640	2600	4840	4974	5160	5374	5480	5667	5827	6014	6280	7214

sku

6154R

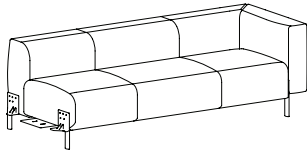
6 | 1 | 5 | 4 | R |

base finish

PA polished aluminum standard, OR
 specify powder coat, upcharge \$250

WH satin white	GR graphite	SG sage
EC ecru	BZ bronze	RD black red
LA latte	IG iron grey	BK matte black
AL aluminum		

Holden 6156R



Three-seat module
Right arm facing
Left side leg configuration
Polished aluminum or powder coat base
Upholstered

Freestanding option not available

Standard with flange detail
 Stitch detail on seat and back, not available with contrasting fabric
 All necessary ganging brackets are included and pre-installed
 Adjustable levelers

Inside seat width: 79¾" Inside seat depth: 23¼"

When using a combination of fabrics or leathers, specify the application by designating the appropriate letter, shown below, on the purchase order. Yardage shown must be used.

- A) One fabric or leather for seat
 yardage: 6.0 yds. leather: 175 sq. ft.
- B) One fabric or leather for inside back and outside back
 yardage: 9.0 yds. leather: 225 sq. ft.

See terms and conditions for contrasting upholstery upcharges.

SCS Indoor Advantage™ Gold and LEVEL® 2 certified. See terms and conditions for additional environmental information.

Seat Height	Arm Height	W	D	H	Fabric	Leather	Weight	Cubes/Qty
17¾"	28¾"	89¾"	35½"	28¾"	15.0 yds.	350.0'	240 lbs.	83.76'/1
451 mm	721 mm	2280 mm	902 mm	721 mm	13.7 m	32.5 sqm	108.7 kg	2.37 m

COM	COL	1	2	3	4	5	6	7	8	9	10	11
4400	4700	5900	6200	6367	6600	6867	7000	7234	7434	7667	8000	9167

sku

6156R

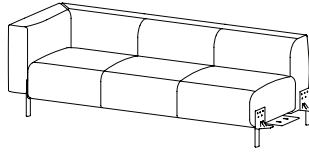
6 | 1 | 5 | 6 | R |

base finish

PA polished aluminum standard, OR
 specify powder coat, upcharge \$250

WH satin white	GR graphite	SG sage
EC ecru	BZ bronze	RD black red
LA latte	IG iron grey	BK matte black
AL aluminum		

Holden 6156L



Three-seat module
Left arm facing
Right side leg configuration
Polished aluminum or powder coat base
Upholstered

Freestanding option not available

Standard with flange detail
 Stitch detail on seat and back, not available with contrasting fabric
 All necessary ganging brackets are included and pre-installed
 Adjustable levelers

Inside seat width: 79¾" Inside seat depth: 23¼"

When using a combination of fabrics or leathers, specify the application by designating the appropriate letter, shown below, on the purchase order. Yardage shown must be used.

- A) One fabric or leather for seat
 yardage: 6.0 yds. leather: 175 sq. ft.
- B) One fabric or leather for inside back and outside back
 yardage: 9.0 yds. leather: 225 sq. ft.

See terms and conditions for contrasting upholstery upcharges.

SCS Indoor Advantage™ Gold and LEVEL® 2 certified. See terms and conditions for additional environmental information.

Seat Height	Arm Height	W	D	H	Fabric	Leather	Weight	Cubes/Qty
17¾"	28¾"	89¾"	35½"	28¾"	15.0 yds.	350.0'	240 lbs.	83.76'/1
451 mm	721 mm	2280 mm	902 mm	721 mm	13.7 m	32.5 sqm	108.7 kg	2.37 m

COM	COL	1	2	3	4	5	6	7	8	9	10	11
4400	4700	5900	6200	6367	6600	6867	7000	7234	7434	7667	8000	9167

sku

6156L

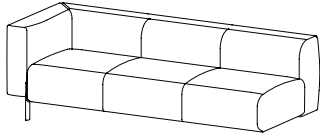
6 | 1 | 5 | 6 | L

base finish

PA polished aluminum standard, OR
 specify powder coat, upcharge \$250

WH satin white	GR graphite	SG sage
EC ecru	BZ bronze	RD black red
LA latte	IG iron grey	BK matte black
AL aluminum		

Holden 6158L



Three-seat module
Left arm facing
Polished aluminum or powder coat base
Upholstered

Right side must connect to a left side leg configuration for proper support

Freestanding option not available

Standard with flange detail
 Stitch detail on seat and back, not available with contrasting fabric
 All necessary ganging brackets are included and pre-installed
 Adjustable levelers

Inside seat width: 79½" Inside seat depth: 23¼"

When using a combination of fabrics or leathers, specify the application by designating the appropriate letter, shown below, on the purchase order. Yardage shown must be used.

- A) One fabric or leather for seat
 yardage: 6.0 yds. leather: 175.0 sq. ft.
- B) One fabric or leather for inside back and outside back
 yardage: 9.0 yds. leather: 225.0 sq. ft.

See terms and conditions for contrasting upholstery upcharges.

SCS Indoor Advantage™ Gold and LEVEL® 2 certified. See terms and conditions for additional environmental information.

Seat Height	Arm Height	W	D	H	Fabric	Leather	Weight	Cubes/Qty
17¼"	28¾"	89¼"	35½"	28¾"	15.0 yds.	350.0'	240 lbs.	83.76'/1
451 mm	721 mm	2022 mm	902 mm	721 mm	13.7 m	32.5 sqm	108.9 kg	2.37 m

COM	COL	1	2	3	4	5	6	7	8	9	10	11
4200	4500	5700	6000	6167	6400	6667	6800	7034	7234	7467	7800	8967

sku

6158L

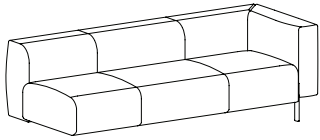
6 | 1 | 5 | 8 | L |

base finish

PA polished aluminum standard, OR
 specify powder coat, upcharge \$250

WH satin white	GR graphite	SG sage
EC ecru	BZ bronze	RD black red
LA latte	IG iron grey	BK matte black
AL aluminum		

Holden 6158R



Three-seat module
Right arm facing
Polished aluminum or powder coat base
Upholstered

Left side must connect to a right side leg configuration for proper support

Freestanding option not available

Standard with flange detail
Stitch detail on seat and back, not available with contrasting fabric
All necessary ganging brackets are included and pre-installed
Adjustable levelers

Inside seat width: 79½" Inside seat depth: 23¼"

When using a combination of fabrics or leathers, specify the application by designating the appropriate letter, shown below, on the purchase order. Yardage shown must be used.

- A) One fabric or leather for seat
yardage: 6.0 yds. leather: 175.0 sq. ft.
- B) One fabric or leather for inside back and outside back
yardage: 9.0 yds. leather: 225.0 sq. ft.

See terms and conditions for contrasting upholstery upcharges.

SCS Indoor Advantage™ Gold and LEVEL® 2 certified. See terms and conditions for additional environmental information.

Seat Height	Arm Height	W	D	H	Fabric	Leather	Weight	Cubes/Qty
17¼"	28¾"	89¼"	35½"	28¾"	15.0 yds.	350.0'	240 lbs.	83.76'/1
451 mm	721 mm	2022 mm	902 mm	721 mm	13.7 m	32.5 sqm	108.9 kg	2.37 m

COM	COL	1	2	3	4	5	6	7	8	9	10	11
4200	4500	5700	6000	6167	6400	6667	6800	7034	7234	7467	7800	8967

sku

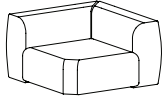
6158R

6 | 1 | 5 | 8 | R |

base finish

PA polished aluminum standard, OR
 specify powder coat, upcharge \$250
WH satin white **GR** graphite **SG** sage
EC ecru **BZ** bronze **RD** black red
LA latte **IG** iron grey **BK** matte black
AL aluminum

Holden 6151



90° corner seat
Connects on both ends
Polished aluminum or powder coat base
Upholstered

Both sides must connect to a leg configuration for proper support

Freestanding option not available

Standard with flange detail
 Stitch detail on seat and back, not available with contrasting fabric
 All necessary ganging brackets are included and pre-installed
 Adjustable levelers

Inside seat width: 28¼" Inside seat depth: 37"

When using a combination of fabrics or leathers, specify the application by designating the appropriate letter, shown below, on the purchase order. Yardage shown must be used.

- A) One fabric or leather for seat
 yardage: 3.25 yds. leather: 100.0 sq. ft.
- B) One fabric or leather for inside back and outside back
 yardage: 4.25 yds. leather: 150.0 sq. ft.

See terms and conditions for contrasting upholstery upcharges.

SCS Indoor Advantage™ Gold and LEVEL® 2 certified. See terms and conditions for additional environmental information.

Seat Height	Arm Height	W	D	H	Fabric	Leather	Weight	Cubes/Qty
17¾"	-	54½"	51½"	28¾"	7.5 yds.	200.0'	105 lbs.	32.10/1
451 mm	-	1384 mm	1308 mm	721 mm	6.9 m	18.6 sqm	47.6 kg	.91 m

COM	COL	1	2	3	4	5	6	7	8	9	10	11
2600	2750	3350	3500	3584	3700	3834	3900	4017	4117	4234	4400	4984

sku

6151

6 | 1 | 5 | 1 |

base finish

PA polished aluminum standard, OR
 specify powder coat, upcharge \$250

WH satin white	GR graphite	SG sage
EC ecru	BZ bronze	RD black red
LA latte	IG iron grey	BK matte black
AL aluminum		

Item Seating System Specification Guide

Standard Features



The Item modular seating system contains ten modules that were designed to create freeflowing design configurations. Item modules twist, rise and fall in their design creating a final assembly sculptured from both the plan and elevation views.

Modular heights range from 19 $\frac{1}{8}$ " to 31 $\frac{1}{8}$ " requiring modules with corresponding heights to be paired together.

All necessary ganging brackets are included and pre-installed. When ordering multi-item configurations, please provide the total COM yardage from the same dye lot in a continuous roll(s).

Fabric on corner module will be railroaded. If modules are used in a configuration with the corner module, specify fabric railroaded.

Item is SCS Indoor Advantage™ Gold and LEVEL® 2 certified. See terms and conditions for additional environmental information.


Please visit BernhardtDesign.com for a complete library of 2D, 3D and Revit models. You may also contact your local sales representative or the Bernhardt Design Corporate Office for specification assistance.

Item Seating System Product Overview

The Item product overview below shows examples of some of the different modules within the collection and their connecting heights. Item modules can only connect to another module of the same connecting height. Some

modules feature a low and high connecting side which allows for more flexibility in creating modular configurations.


Low Lounge Modules - Connecting Height 29 1/8"



Low and Tall Transition Modules - Connecting Heights 29 1/8" and 31 1/8"

Items low and tall transition modules change in height adds to the palette of creativity that exists within the sectional group. Low and tall modules must be paired with a module with a matching height.




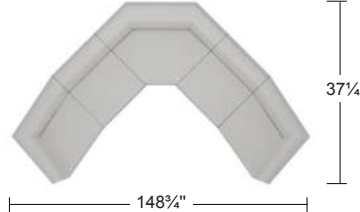








The 31 1/8" height will only pair to other 31 1/8" height modules, as the 29 1/8" height will only pair with corresponding 29 1/8" height modules. Note: Shaded modules show the tall and transitional modules.



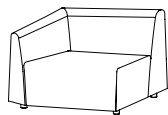
Item Seating System Sample Configurations

		Sku	Description
1		5900L 5900R	Left Arm Module Right Arm Module
2		5900L 5901CL 5900R	Left Arm Module Center Low Module Right Arm Module
3		5900L 5902NW 5900R	Left Arm Module Narrow Back Wedge (3) Right Arm Module
4		5900L 5902WW 5900R	Left Arm Module Wide Wedge Module (4) Right Arm Module

Item Seating System Sample Configurations

5	 	Sku	Description
6	 	5900L 5901CL 5905 5901CL 5900R	Left Arm Module Center Low Module Corner Module Center Low Module Right Arm Module
7	 	5900L 5902NW 5904R	Left Arm Module Narrow Back Wedge (2) Run-off Right Module
8	 	5900L 5903LW 5901CH 5903RW 5902NW 5904R	Left Corner Module Low Left Wedge Module Center High Module Low Right Wedge Module Narrow Back Wedge Module (2) Run-Off Right Module
9	 	5900L 5901CL 5903LW 5903RW 5900R	Left Corner Module Center Low Module Low Left Wedge Module Low Right Wedge Module Right Corner Module
10	 	5900L 5903LW 5901CH 5903RW 5900R	Left Corner Module Low Left Wedge Module Center High Module Low Right Wedge Module Right Corner Module

item 5900L



**Left arm module
Fully upholstered**

All necessary ganging brackets are included and pre-installed

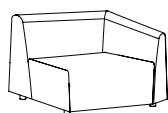
Specify fabric railroaded when used with item 5905 corner module.

SCS Indoor Advantage™ Gold and LEVEL® 2 certified. See terms and conditions for additional environmental information.

Seat Height	Arm Height	W	D	H	Fabric	Leather	Weight	Cubes/Qty
16¾"	25½"	38"	42⅝"	29⅞"	5.8 yds.	101.0'	105 lbs.	32.10'/1
425 mm	645 mm	965 mm	1076 mm	740 mm	5.3 m	9.4 sqm	47.6 kg	.91 cu.

COM	COL	1	2	3	4	5	6	7	8	9	10	11
3418	3534	3998	4114	4179	4269	4372	4424	4514	4591	4682	4810	5262

item 5900R



**Right arm module
Fully upholstered**

All necessary ganging brackets are included and pre-installed

Specify fabric railroaded when used with item 5905 corner module.

SCS Indoor Advantage™ Gold and LEVEL® 2 certified. See terms and conditions for additional environmental information.

Seat Height	Arm Height	W	D	H	Fabric	Leather	Weight	Cubes/Qty
16¾"	25½"	38"	42⅝"	29⅞"	5.8 yds.	101.0'	105 lbs.	32.10'/1
425 mm	645 mm	965 mm	1076 mm	740 mm	5.3 m	9.4 sqm	47.6 kg	.91 cu.

COM	COL	1	2	3	4	5	6	7	8	9	10	11
3418	3534	3998	4114	4179	4269	4372	4424	4514	4591	4682	4810	5262

item 5901CL



**Center low module
Fully upholstered**

All necessary ganging brackets are included and pre-installed

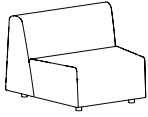
Specify fabric railroaded when used with item 5905 corner module.

SCS Indoor Advantage™ Gold and LEVEL® 2 certified. See terms and conditions for additional environmental information.

Seat Height	Arm Height	W	D	H	Fabric	Leather	Weight	Cubes/Qty
16¾"	-	29½"	37¼"	29⅞"	4.8 yds.	87.0'	85 lbs.	32.10'/1
425 mm	-	750 mm	946 mm	740 mm	4.4 m	8.1 sqm	38.5 kg	.91 cu.

COM	COL	1	2	3	4	5	6	7	8	9	10	11
2356	2452	2836	2932	2986	3060	3146	3188	3263	3327	3402	3508	3882

item 5902WW



**Wide back wedge module
Fully upholstered**

All necessary ganging brackets are included and pre-installed

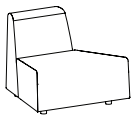
Specify fabric railroaded when used with item 5905 corner module.

SCS Indoor Advantage™ Gold and LEVEL® 2 certified. See terms and conditions for additional environmental information.

Seat Height	Arm Height	W	D	H	Fabric	Leather	Weight	Cubes/Qty
16¾"	-	38"	36⅝"	29⅝"	4.8 yds.	87.0'	85 lbs.	32.10'/1
425 mm	-	965 mm	930 mm	740 mm	4.4 m	8.1 sqm	38.5 kg	.91 cu.

COM	COL	1	2	3	4	5	6	7	8	9	10	11
2356	2452	2836	2932	2986	3060	3146	3188	3263	3327	3402	3508	3882

item 5902NW



**Narrow back wedge module
Fully upholstered**

All necessary ganging brackets are included and pre-installed

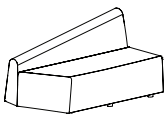
Specify fabric railroaded when used with item 5905 corner module.

SCS Indoor Advantage™ Gold and LEVEL® 2 certified. See terms and conditions for additional environmental information.

Seat Height	Arm Height	W	D	H	Fabric	Leather	Weight	Cubes/Qty
16¾"	-	37¼"	35¼"	29⅝"	4.5 yds.	87.0'	75 lbs.	32.10'/1
425 mm	-	946 mm	908 mm	740 mm	4.2 m	8.1 sqm	38.5 kg	32.10'/1

COM	COL	1	2	3	4	5	6	7	8	9	10	11
2356	2446	2806	2896	2946	3016	3096	3136	3206	3266	3336	3436	3786

item 5904L



**Run-off left module
Fully upholstered**

All necessary ganging brackets are included and pre-installed

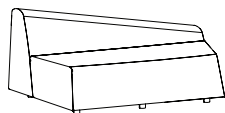
Specify fabric railroaded when used with item 5905 corner module.

SCS Indoor Advantage™ Gold and LEVEL® 2 certified. See terms and conditions for additional environmental information.

Seat Height	Arm Height	W	D	H	Fabric	Leather	Weight	Cubes/Qty
16¾"	-	64¼"	36⅝"	29⅝"	7.5 yds.	116.0'	121 lbs.	68.33'/1
425 mm	-	1632 mm	918 mm	740 mm	6.9 m	10.8 sqm	54.9 kg	1.93 cu.

COM	COL	1	2	3	4	5	6	7	8	9	10	11
3418	3568	4168	4318	4402	4518	4652	4718	4835	4935	5052	5218	5802

item 5904R



**Run-off right module
Fully upholstered**

All necessary ganging brackets are included and pre-installed


Specify fabric railroaded when used with item 5905 corner module.

SCS Indoor Advantage™ Gold and LEVEL® 2 certified. See terms and conditions for additional environmental information.

Seat Height	Arm Height	W	D	H	Fabric	Leather	Weight	Cubes/Qty
16¾"	-	64¼"	36⅞"	29⅞"	7.5 yds.	116.0'	121 lbs.	68.33/1
425 mm	-	1632 mm	918 mm	740 mm	6.9 m	10.8 sqm	54.9 kg	1.93 cu.

COM	COL	1	2	3	4	5	6	7	8	9	10	11
3418	3568	4168	4318	4402	4518	4652	4718	4835	4935	5052	5218	5802

item 5905



**Corner module
Fully upholstered**

All necessary ganging brackets are included and pre-installed

Specify fabric railroaded when used with item 5905 corner module.

SCS Indoor Advantage™ Gold and LEVEL® 2 certified. See terms and conditions for additional environmental information.

Seat Height	Arm Height	W	D	H	Fabric	Leather	Weight	Cubes/Qty
16¾"	-	47¼"	47¼"	29⅞"	7.5 yds.	120.0'	195 lbs.	100.22/1
425 mm	-	1200 mm	1200 mm	740 mm	6.9 m	11.1 sqm	88.0 kg	2.84 cu.

COM	COL	1	2	3	4	5	6	7	8	9	10	11
3418	3568	4168	4318	4402	4518	4652	4718	4835	4935	5052	5218	5802

item 5901CH



**Center high module
Fully upholstered**

All necessary ganging brackets are included and pre-installed

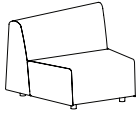
Specify fabric railroaded when used with item 5905 corner module.

SCS Indoor Advantage™ Gold and LEVEL® 2 certified. See terms and conditions for additional environmental information.

Seat Height	Arm Height	W	D	H	Fabric	Leather	Weight	Cubes/Qty
16¾"	-	38"	37¼"	31⅞"	5.0 yds.	88.0'	85 lbs.	32.10/1
425 mm	-	965 mm	946 mm	740 mm	4.6 m	8.2 sqm	38.5 kg	32.10/1

COM	COL	1	2	3	4	5	6	7	8	9	10	11
2356	2456	2856	2956	3012	3090	3179	3223	3301	3368	3445	3556	3945

item5903LW



**Low left - high right wedge module
Fully upholstered**

All necessary ganging brackets are included and pre-installed

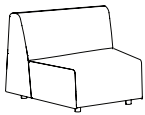
Specify fabric railroaded when used with item 5905 corner module.

SCS Indoor Advantage™ Gold and LEVEL® 2 certified. See terms and conditions for additional environmental information.

Seat Height	Arm Height	W	D	H	Fabric	Leather	Weight	Cubes/Qty
16¾"	-	38"	37¼"	31½"	4.7 yds.	87.0'	85 lbs.	32.10'/1
425 mm	-	965 mm	946 mm	740 mm	4.3 sqm	8.1 sqm	38.5 kg	.91 cu.

COM	COL	1	2	3	4	5	6	7	8	9	10	11
2356	2450	2826	2920	2973	3046	3129	3171	3244	3307	3380	3484	3850

item 5903RW



**Low right - high left wedge module
Fully upholstered**

All necessary ganging brackets are included and pre-installed

Specify fabric railroaded when used with item 5905 corner module.

SCS Indoor Advantage™ Gold and LEVEL® 2 certified. See terms and conditions for additional environmental information.

Seat Height	Arm Height	W	D	H	Fabric	Leather	Weight	Cubes/Qty
16¾"	-	38"	36¾"	31½"	4.7 yds.	87.0'	85 lbs.	32.10'/1
425 mm	-	965 mm	930 mm	740 mm	4.3 sqm	8.1 sqm	38.5 kg	.91 cu.

COM	COL	1	2	3	4	5	6	7	8	9	10	11
2356	2450	2826	2920	2973	3046	3129	3171	3244	3307	3380	3484	3850

Luca Seating System Specification Guide

Standard Features



Luca is a modular seating system comprised of 41 unique modules which can be used as freestanding or interchangeably to create an unlimited number of configurations. Options include freestanding benches, two-seat and three-seat modules, corner modules and seating and bench modules with end tables. End table tops are available in oak or walnut and are offered with and without power. Legs are available in one of three finishes: polished aluminum, matte black powder coat and satin white powder coat.

Luca is fully upholstered with 5/8" diameter non-marring adjustable nylon glides. When ordering configurations, please provide the total COM yardage from the same dye lot in a continuous roll(s). All COM/COL fabrics must be preapproved by Bernhardt Design prior to application. SCS Indoor Advantage™ Gold and LEVEL® 2 certified. See terms and conditions for additional finish and environmental information.corporate office for specification assistance.

Configurations are connected by a ganging bracket. Ganging brackets are sold separately and will ship with product. See the Luca lounge-modular accessories page for ordering information.

Please visit Bernhardtdesign.com for a complete library of 2D, 3D and Revit models. You may also contact your local sales representative or the Bernhardt Design corporate office for specification assistance.



Leg Options

Polished Aluminum - 6



Matte Black Powder Coat - 3



Satin White Powder Coat - W




Table Options



Veneer Selection

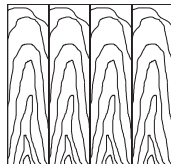
C Oak

Order Code - C
Rift Cut



9 Walnut

Order Code - 9
Flat Cut



A three-character sku identifies each wood veneer option as well as standard finishes. Base and top finishes are specified separately. When selecting light finishes such as 836, 837, 840, or 870, the color and characteristic variances of the wood veneer are apparent, and exact color matches are not possible.

C Oak

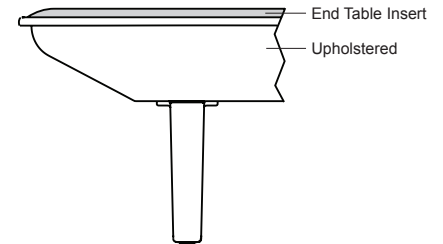
Standard Finish		
871	860	870
837	836	861
865	805	866
872	839	845

9 Walnut

Standard Finish	
872	861
860	823
839	866
870	

Standard Finish		
M73	M71	M75
M74	M76	M77

Edge Profile

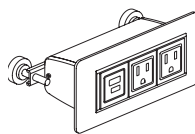


Surface Mount Power Modules

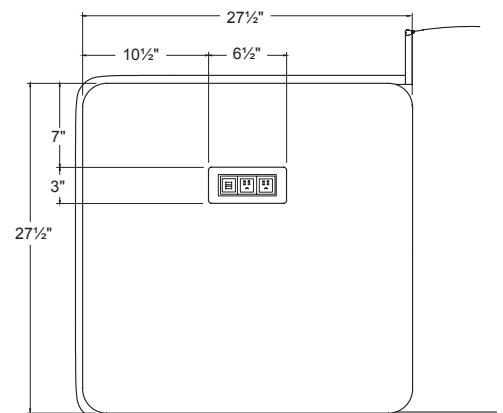
Luca offers a proprietary surface mount power solution which is installed flush to the worksurface and provides (2) 15 amp receptacles and (1) 2 amp USB-A port and (1) 2 amp USB-C port. The unit has a 10' infeed with a grounded plug. Power module finish is determined by leg finish selection.



Power Module
Black Finish



- (2) 120 v 60 Hz. 15 amp receptacles
- (1) 2 amp USB-A port, 10 watt
- (1) 2 amp USB-C port, 20 watt
- 6½" w x 3" d x 2¾" h



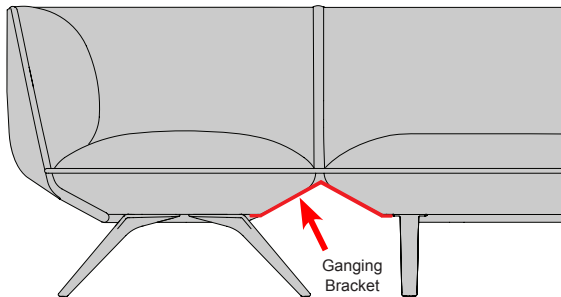
Connecting Modules



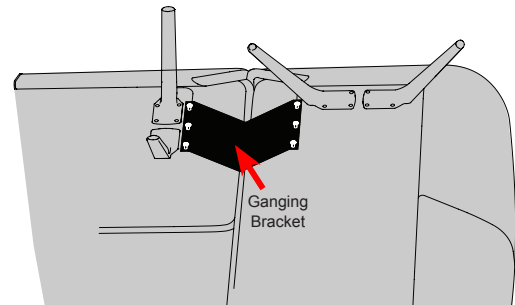
Luca modules connect by attaching a ganging bracket to the underside of the furniture. Order one ganging bracket per point of connection of modular units. Ganging brackets are sold separately and will ship with product.

To connect the modules together insert the three fasteners into the inserts at the location each module is desired to be connected. Push modules together in desired location.

Leave 1/4" between head of fastener and upholstery. Fit bracket over heads of fasteners and slide bracket to lock fasteners into keyhole slots cut into fastener. Tighten fasteners against bracket.



Ganging bracket is concealed behind flange and is not visible when looking at the sofa.




Under side view of the ganging bracket placement

Luca Seating System Sample Configurations

1	Sku	Description
	8P16R	Two-seat. Right Arm Facing Armless Module with End Table. Power
	8D27N	Three-Seat Module
2	8D05N	Two-seat Bench (Refer to Seating - Benches)
	8D47R	Three-seat. Right Arm Facing Armless Open Module
	8D57L	Three-seat. Left Arm Facing Open Module
8D15N	Two-seat. Armless Module	
3	8D37L	Three-seat. Left Arm Facing Module
	8D37L	Three-seat. Left Arm Facing Module
	8D37R	Three-seat. Right Arm Facing Module
8D37R	Three-seat. Right Arm Facing Module	
4	8D35L	Two-seat. Left Arm Facing Module
	8D31N	Inside 45° Corner Module. Armless
	8D35R	Two-seat. Right Arm Facing Module


Luca Seating System Sample Configurations

5




SKU	Description
8D37L	Three-seat. Left Arm Facing Module
8D06N	Two-seat Bench with End Table (Refer to Seating - Benches)
8D37R	Three-seat. Right Arm Facing Module

6



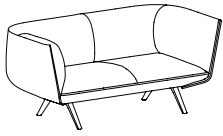
8D33L	Inside 45° Corner Module. Left Arm Facing
8D17N	Three-seat Armless Module
8D33R	Inside 45° Corner Module. Right Arm Facing

7



8D33L	Inside 45° Corner Module. Left Arm Facing
8D32N	Outside 45° Corner Module. Armless
8D32N	Outside 45° Corner Module. Armless
8D31N	Inside 45° Corner Module. Armless
8D33R	Inside 45° Corner Module. Right Arm Facing

luca 8D25N



Loveseat
Polished aluminum or powder coat legs
Upholstered

When using a combination of fabrics or leathers, specify the application by designating the appropriate letter, shown below, on the purchase order. Yardage shown must be used.

- A) One fabric or leather for seat
yardage: 4.5 yds. leather: 73.0 sq. ft.
- B) One fabric or leather for inside back, outside back, outer shell and inside arms
yardage: 7.5 yds. leather: 122.0 sq. ft.

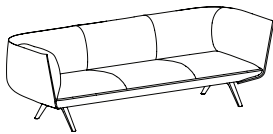
See terms and conditions for contrasting upholstery upcharges.

SCS Indoor Advantage™ Gold and LEVEL® 2 certified. See terms and conditions for instructions for additional environmental information.

Seat Height	Arm Height	W	D	H	Fabric	Leather	Weight	Cubes/Qty
16½"	29½"	66½"	33 ¼"	29½"	12.0 yds.	195.0'	165 lbs.	52.25'/1
419 mm	749 mm	1689 mm	845 mm	749 mm	11 m	18.1 sqm	74.9 kg	1.50 cu.

COM	COL	1	2	3	4	5	6	7	8	9	10	11
5313	5553	6513	6753	6887	7073	7287	7393	7580	7740	7927	8193	9127

luca 8D27N



Sofa
Polished aluminum or powder coat legs
Upholstered

When using a combination of fabrics or leathers, specify the application by designating the appropriate letter, shown below, on the purchase order. Yardage shown must be used.

- A) One fabric or leather for seat
yardage: 6.75 yds. leather: 110.0 sq. ft.
- B) One fabric or leather for inside back, outside back, outer shell and inside arms.
yardage: 10.0 yds. leather: 165.0 sq. ft.

See terms and conditions for contrasting upholstery upcharges.

SCS Indoor Advantage™ Gold and LEVEL® 2 certified. See terms and conditions for additional environmental information.

Seat Height	Arm Height	W	D	H	Fabric	Leather	Weight	Cubes/Qty
16½"	29½"	95½"	33¼"	29½"	16.75 yds.	275.0'	216 lbs.	71.85'/1
419 mm	749 mm	2432 mm	845 mm	749 mm	15.32 m	25.5 sqm	98.2 kg	2.03 cu.

COM	COL	1	2	3	4	5	6	7	8	9	10	11
6529	6864	8204	8539	8726	8986	9284	9433	9693	9917	10177	10549	11852

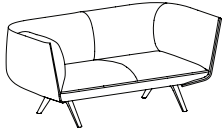
sku

frame finish

--	--	--	--	--	--

- 6** polished aluminum standard, OR
specify powder coat, upcharge \$150
- 3** matte black powder coat
- W** satin white powder coat

luca 8D25N



Two-seat module
Use for making 90° corner configurations
Polished aluminum or powder coat legs
Upholstered

Ganging brackets are sold separately and will ship with the product. See Luca accessories page to order brackets.

When using a combination of fabrics or leathers, specify the application by designating the appropriate letter, shown below, on the purchase order. Yardage shown must be used.

- A) One fabric or leather for seat
 yardage: 4.5 yds. leather: 73.0 sq. ft.
- B) One fabric or leather for inside back, outside back, outer shell and inside arms
 yardage: 7.5 yds. leather: 122.0 sq. ft.

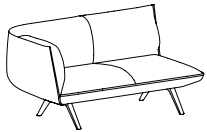
See terms and conditions for contrasting upholstery upcharges.

SCS Indoor Advantage™ Gold and LEVEL® 2 certified. See terms and conditions for additional environmental information.

Seat Height	Arm Height	W	D	H	Fabric	Leather	Weight	Cubes/Qty
16½"	29½"	66½"	33¼"	29½"	12.0 yds.	195.0'	165 lbs.	52.25/1
419 mm	749 mm	1689 mm	845 mm	749 mm	11 m	18.1 sqm	74.9 kg	1.50 cu.

COM	COL	1	2	3	4	5	6	7	8	9	10	11
5313	5553	6513	6753	6887	7073	7287	7393	7580	7740	7927	8193	9127

luca 8D35L



Two-seat module
Left arm facing
Polished aluminum or powder coat legs
Upholstered

Ganging brackets are sold separately and will ship with the product. See Luca accessories page to order brackets.

When using a combination of fabrics or leathers, specify the application by designating the appropriate letter, shown below, on the purchase order. Yardage shown must be used.

- A) One fabric or leather for seat
 yardage: 5.0 yds. leather: 81.0 sq. ft.
- B) One fabric or leather for inside back, outside back, outer shell and inside arm
 yardage: 7.0 yds. leather: 114.0 sq. ft.

See terms and conditions for contrasting upholstery upcharges.

SCS Indoor Advantage™ Gold and LEVEL® 2 certified. See terms and conditions for additional environmental information.

Seat Height	Arm Height	W	D	H	Fabric	Leather	Weight	Cubes/Qty
16½"	29½"	62¾"	33¼"	29½"	11.0 yds.	180.0'	151 lbs.	52.25/1
419 mm	749 mm	1594 mm	845 mm	749 mm	10.1 m	16.7 sqm	68.5 kg	1.50 cu.

COM	COL	1	2	3	4	5	6	7	8	9	10	11
4708	4928	5808	6028	6151	6322	6517	6615	6786	6933	7104	7348	8204

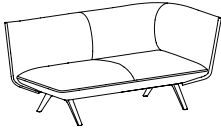
sku

frame finish

--	--	--	--	--	--

- 6** polished aluminum standard, OR
 specify powder coat, upcharge \$150
- 3** matte black powder coat
- W** satin white powder coat

luca 8D35R



Two-seat module
Right arm facing
Polished aluminum or powder coat legs
Upholstered

Ganging brackets are sold separately and will ship with the product. See Luca accessories page to order brackets.

When using a combination of fabrics or leathers, specify the application by designating the appropriate letter, shown below, on the purchase order. Yardage shown must be used.

- A) One fabric or leather for seat
yardage: 5.0 yds. leather: 81.0 sq. ft.
- B) One fabric or leather for inside back, outside back, outer shell and inside arm
yardage: 7.0 yds. leather: 114.0 sq. ft.

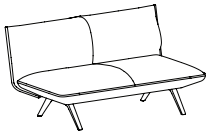
See terms and conditions for contrasting upholstery upcharges.

SCS Indoor Advantage™ Gold and LEVEL® 2 certified. See terms and conditions for additional environmental information.

Seat Height	Arm Height	W	D	H	Fabric	Leather	Weight	Cubes/Qty
16½"	29½"	62¾"	33¼"	29½"	11.0 yds.	180.0'	151 lbs.	52.25/1
419 mm	749 mm	1594 mm	845 mm	749 mm	10.1 m	16.7 sqm	68.5 kg	1.50 cu.

COM	COL	1	2	3	4	5	6	7	8	9	10	11
4708	4928	5808	6028	6151	6322	6517	6615	6786	6933	7104	7348	8204

luca 8D15N



Two-seat armless module
Polished aluminum or powder coat legs
Upholstered

Ganging brackets are sold separately and will ship with the product. See Luca accessories page to order brackets.

When using a combination of fabrics or leathers, specify the application by designating the appropriate letter, shown below, on the purchase order. Yardage shown must be used.

- A) One fabric or leather for seat
yardage: 4.5 yds. leather: 73.0 sq. ft.
- B) One fabric or leather for inside back and outside back
yardage: 4.5 yds. leather: 73.0 sq. ft.

See terms and conditions for contrasting upholstery upcharges.

SCS Indoor Advantage™ Gold and LEVEL® 2 certified. See terms and conditions for additional environmental information.

Seat Height	Arm Height	W	D	H	Fabric	Leather	Weight	Cubes/Qty
16½"	-	58½"	33¼"	29½"	9.5 yds.	160.0'	128 lbs.	52.25/1
419 mm	-	1486 mm	845 mm	749 mm	8.7 m	14.7 sqm	58.1 kg	1.50 cu.

COM	COL	1	2	3	4	5	6	7	8	9	10	11
3948	4138	4898	5088	5194	5342	5511	5595	5743	5870	6017	6228	6967

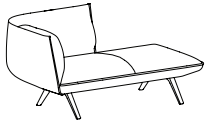
sku

frame finish

--	--	--	--	--	--	--	--	--	--	--	--	--

- 6** polished aluminum standard, OR
specify powder coat, upcharge \$150
- 3** matte black powder coat
- W** satin white powder coat

luca 8D55L



Two-seat open module
Left arm facing
Polished aluminum or powder coat legs
Upholstered

Ganging brackets are sold separately and will ship with the product. See Luca accessories page to order brackets.

When using a combination of fabrics or leathers, specify the application by designating the appropriate letter, shown below, on the purchase order. Yardage shown must be used.

- A) One fabric or leather for seat
 yardage: 5.0 yds. leather: 81.0 sq. ft.
- B) One fabric or leather for insided back, outside back, outer shell and inside arm
 yardage: 5.25 yds. leather: 85.0 sq. ft.

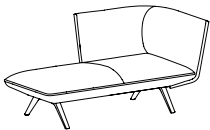
See terms and conditions for contrasting upholstery upcharges.

SCS Indoor Advantage™ Gold and LEVEL® 2 certified. See terms and conditions for additional environmental information.

Seat Height	Arm Height	W	D	H	Fabric	Leather	Weight	Cubes/Qty
16½"	29½"	62¾"	33¼"	29½"	9.0 yds.	150.0'	135 lbs.	52.25/1
419 mm	749 mm	1594 mm	845 mm	749 mm	8.2 m	13.9 sqm	61.2 kg	1.50 cu.

COM	COL	1	2	3	4	5	6	7	8	9	10	11
4251	4431	5151	5331	5431	5571	5731	5811	5951	6071	6211	6411	7111

luca 8D55R



Two-seat open module
Right arm facing
Polished aluminum or powder coat legs
Upholstered

Ganging brackets are sold separately and will ship with the product. See Luca accessories page to order brackets.

When using a combination of fabrics or leathers, specify the application by designating the appropriate letter, shown below, on the purchase order. Yardage shown must be used.

- A) One fabric or leather for seat
 yardage: 5.0 yds. leather: 81.0 sq. ft.
- B) One fabric or leather for inside back, outside back, outer shell and inside arm
 yardage: 5.25 yds. leather: 85.0 sq. ft.

See terms and conditions for contrasting upholstery upcharges.

SCS Indoor Advantage™ Gold and LEVEL® 2 certified. See terms and conditions for additional environmental information.

Seat Height	Arm Height	W	D	H	Fabric	Leather	Weight	Cubes/Qty
16½"	29½"	62¾"	33¼"	29½"	9.0 yds.	150.0'	135 lbs.	52.25/1
419 mm	749 mm	1594 mm	845 mm	749 mm	8.2 m	13.9 sqm	61.2 kg	1.50 cu.

COM	COL	1	2	3	4	5	6	7	8	9	10	11
4251	4431	5151	5331	5431	5571	5731	5811	5951	6071	6211	6411	7111

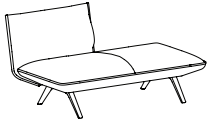
sku

frame finish

--	--	--	--	--	--	--	--	--	--	--	--	--

- 6** polished aluminum standard, OR
- specify powder coat, upcharge \$150
- 3** matte black powder coat
- W** satin white powder coat

luca 8D45L



Two-seat armless open module
Left side facing
Polished aluminum or powder coat legs
Upholstered

Ganging brackets are sold separately and will ship with the product. See Luca accessories page to order brackets.

When using a combination of fabrics or leathers, specify the application by designating the appropriate letter, shown below, on the purchase order. Yardage shown must be used.

- A) One fabric or leather for seat
 yardage: 5.25 yds. leather: 85.0 sq. ft.
- B) One fabric or leather for inside back and outside back
 yardage: 3.0 yds. leather: 50.0 sq. ft.


See terms and conditions for contrasting upholstery upcharges.

SCS Indoor Advantage™ Gold and LEVEL® 2 certified. See terms and conditions for additional environmental information.

Seat Height	Arm Height	W	D	H	Fabric	Leather	Weight	Cubes/Qty
16½"	-	58½"	33¼"	29½"	7.5 yds.	125.0'	112 lbs.	52.25/1
419 mm	-	1486 mm	845 mm	749 mm	6.9 m	11.6 sqm	50.9 kg	1.50 cu.

COM	COL	1	2	3	4	5	6	7	8	9	10	11
3492	3642	4242	4392	4476	4592	4726	4792	4909	5009	5126	5292	5876

luca 8D45R



Two-seat armless open module
Right side facing
Polished aluminum or powder coat legs
Upholstered

Ganging brackets are sold separately and will ship with the product. See Luca accessories page to order brackets.

When using a combination of fabrics or leathers, specify the application by designating the appropriate letter, shown below, on the purchase order. Yardage shown must be used.

- A) One fabric or leather for seat
 yardage: 5.25 yds. leather: 85.0 sq. ft.
- B) One fabric or leather for inside back and outside back
 yardage: 3.0 yds. leather: 50.0 sq. ft.

See terms and conditions for contrasting upholstery upcharges.

SCS Indoor Advantage™ Gold and LEVEL® 2 certified. See terms and conditions for additional environmental information.

Seat Height	Arm Height	W	D	H	Fabric	Leather	Weight	Cubes/Qty
16½"	-	58½"	33¼"	29½"	7.5 yds.	125.0'	112 lbs.	52.25/1
419 mm	-	1486 mm	845 mm	749 mm	6.9 m	11.6 sqm	50.9 kg	1.50 cu.

COM	COL	1	2	3	4	5	6	7	8	9	10	11
3492	3642	4242	4392	4476	4592	4726	4792	4909	5009	5126	5292	5876

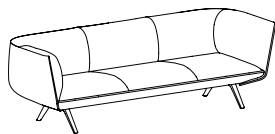
sku

frame finish

--	--	--	--	--	--	--	--	--	--	--	--	--

- 6** polished aluminum standard, OR
 specify powder coat, upcharge \$150
- 3** matte black powder coat
- W** satin white powder coat

luca 8D27N



Three-seat module
Use for making 90° corner configurations
Polished aluminum or powder coat legs
Upholstered

Ganging brackets are sold separately and will ship with the product. See Luca accessories page to order brackets.

When using a combination of fabrics or leathers, specify the application by designating the appropriate letter, shown below, on the purchase order. Yardage shown must be used.

- A) One fabric or leather for seat
 yardage: 6.75 yds. leather: 110.0 sq. ft.
- B) One fabric or leather for inside back, outside back, outer shell and inside arms
 yardage: 10.0 yds. leather: 165.0 sq. ft.

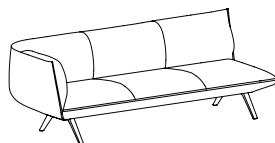
See terms and conditions for contrasting upholstery upcharges.

SCS Indoor Advantage™ Gold and LEVEL® 2 certified. See terms and conditions for additional environmental information.

Seat Height	Arm Height	W	D	H	Fabric	Leather	Weight	Cubes/Qty
16½"	29½"	95¾"	33¼"	29½"	16.75 yds.	275.0'	216 lbs.	71.85/1
419 mm	749 mm	2432 mm	845 mm	749 mm	15.32 m	25.5 sqm	98.2 kg	2.03 cu.

COM	COL	1	2	3	4	5	6	7	8	9	10	11
6529	6864	8204	8539	8726	8986	9284	9433	9693	9917	10177	10549	11852

luca 8D37L



Three-seat module
Left arm facing
Polished aluminum or powder coat legs
Upholstered

Ganging brackets are sold separately and will ship with the product. See Luca accessories page to order brackets. ts.

When using a combination of fabrics or leathers, specify the application by designating the appropriate letter, shown below, on the purchase order. Yardage shown must be used.

- A) One fabric or leather for seat
 yardage: 7.0 yds. leather: 114.0 sq. ft.
- B) One fabric or leather for inside back, outside back, outer shell and inside arm
 yardage: 9.5 yds. leather: 154.0 sq. ft.

See terms and conditions for contrasting upholstery upcharges.

SCS Indoor Advantage™ Gold and LEVEL® 2 certified. See terms and conditions for additional environmental information.

Seat Height	Arm Height	W	D	H	Fabric	Leather	Weight	Cubes/Qty
16½"	29½"	91¼"	33¼"	29½"	13.25 yds.	215.0'	202 lbs.	71.85/1
419 mm	749 mm	2318 mm	845 mm	749 mm	12.1 m	20.0 sqm	91.6 kg	2.03 cu.

COM	COL	1	2	3	4	5	6	7	8	9	10	11
5921	6186	7246	7511	7659	7865	8100	8218	8424	8601	8807	9101	10132

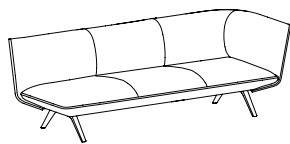
sku

frame finish

--	--	--	--	--	--	--	--	--	--	--	--	--

- 6** polished aluminum standard, OR
- specify powder coat, upcharge \$150
- 3** matte black powder coat
- W** satin white powder coat

luca 8D37R



Three-seat module
Right arm facing
Polished aluminum or powder coat legs
Upholstered

Ganging brackets are sold separately and will ship with the product. See Luca accessories page to order brackets.

When using a combination of fabrics or leathers, specify the application by designating the appropriate letter, shown below, on the purchase order. Yardage shown must be used.

- A) One fabric or leather for seat
 yardage: 7.0 yds. leather: 114.0 sq. ft.
- B) One fabric or leather for inside back, outside back, outer shell and inside arms
 yardage: 9.5 yds. leather: 154.0 sq. ft.

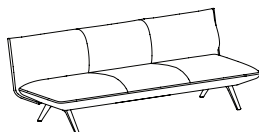
See terms and conditions for contrasting upholstery upcharges.

SCS Indoor Advantage™ Gold and LEVEL® 1 certified. See terms and conditions for additional environmental information.

Seat Height	Arm Height	W	D	H	Fabric	Leather	Weight	Cubes/Qty
16½"	29½"	91¼"	33¼"	29½"	13.25 yds.	215.0'	202 lbs.	71.85/1
419 mm	749 mm	2318 mm	845 mm	749 mm	12.1 m	20.0 sqm	91.6 kg	2.03 cu.

COM	COL	1	2	3	4	5	6	7	8	9	10	11
5921	6186	7246	7511	7659	7865	8100	8218	8424	8601	8807	9101	10132

luca 8D17N



Three-seat module
Armless
Polished aluminum or powder coat legs
Upholstered

When using a combination of fabrics or leathers, specify the application by designating the appropriate letter, shown below, on the purchase order. Yardage shown must be used.

- A) One fabric or leather for seat
 yardage: 7.5 yds. leather: 122.0 sq. ft.
- B) One fabric or leather for inside back and outside back
 yardage: 7.5 yds. leather: 122.0 sq. ft.

See terms and conditions for contrasting upholstery upcharges.

SCS Indoor Advantage™ Gold and LEVEL® 1 certified. See terms and conditions for additional environmental information.

Seat Height	Arm Height	W	D	H	Fabric	Leather	Weight	Cubes/Qty
16½"	-	87¼"	33¼"	29½"	12.5 yds.	203.0'	181 lbs.	71.85/1
419 mm	-	2216 mm	845 mm	749 mm	11.3 m	18.9 sqm	82.1 kg	2.03 cu.

COM	COL	1	2	3	4	5	6	7	8	9	10	11
5163	5413	6413	6663	6802	6997	7219	7330	7525	7691	7886	8163	9136

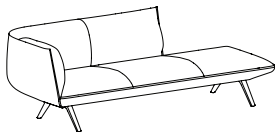
sku

frame finish

--	--	--	--	--	--	--	--	--	--	--	--	--

- 6** polished aluminum standard, OR
- specify powder coat, upcharge \$150
- 3** matte black powder coat
- W** satin white powder coat

luca 8D57L



Three-seat open module
Left arm facing
Polished aluminum or powder coat legs
Upholstered

Ganging brackets are sold separately and will ship with the product. See Luca accessories page to order brackets.

When using a combination of fabrics or leathers, specify the application by designating the appropriate letter, shown below, on the purchase order. Yardage shown must be used.

- A) One fabric or leather for seat
 yardage: 7.0 yds. leather: 114.0 sq. ft.
- B) One fabric or leather for inside back, outside back, outer shell and inside arms
 yardage: 7.5 yds. leather: 122.0 sq. ft.

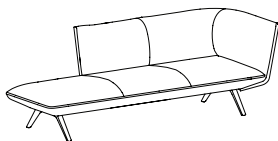
See terms and conditions for contrasting upholstery upcharges.

SCS Indoor Advantage™ Gold and LEVEL® 2 certified. See terms and conditions for additional environmental information.

Seat Height	Arm Height	W	D	H	Fabric	Leather	Weight	Cubes/Qty
16½"	29½"	91¼"	33¼"	29½"	11.75 yds.	190.0'	190 lbs.	71.85/1
419 mm	749 mm	2318 mm	845 mm	749 mm	10.7 m	17.7 sqm	86.2 kg	2.03 cu.

COM	COL	1	2	3	4	5	6	7	8	9	10	11
5467	5702	6642	6877	7008	7191	7400	7504	7687	7844	8026	8287	9201

luca 8D57R



Three-seat open module
Right arm facing
Polished aluminum or powder coat legs
Upholstered

Ganging brackets are sold separately and will ship with the product. See Luca accessories page to order brackets.

When using a combination of fabrics or leathers, specify the application by designating the appropriate letter, shown below, on the purchase order. Yardage shown must be used.

- A) One fabric or leather for seat
 yardage: 7.0 yds. leather: 114.0 sq. ft.
- B) One fabric or leather for inside back, outside back, outer shell and inside arms
 yardage: 7.5 yds. leather: 122.0 sq. ft.

See terms and conditions for contrasting upholstery upcharges.

SCS Indoor Advantage™ Gold and LEVEL® 2 certified. See terms and conditions for additional environmental information.

Seat Height	Arm Height	W	D	H	Fabric	Leather	Weight	Cubes/Qty
16½"	29½"	91¼"	33¼"	29½"	11.75 yds.	190.0'	190 lbs.	71.85/1
419 mm	749 mm	2318 mm	845 mm	749 mm	10.7 m	17.7 sqm	86.2 kg	2.03 cu.

COM	COL	1	2	3	4	5	6	7	8	9	10	11
5467	5702	6642	6877	7008	7191	7400	7504	7687	7844	8026	8287	9201

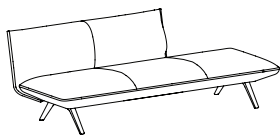
sku

frame finish

--	--	--	--	--	--	--	--	--	--	--	--	--

- 6** polished aluminum standard, OR
 specify powder coat, upcharge \$150
- 3** matte black powder coat
- W** satin white powder coat

luca 8D47L



Three-seat armless open module
Left side facing
Polished aluminum or powder coat legs
Upholstered

Ganging brackets are sold separately and will ship with the product. See Luca accessories page to order brackets.

When using a combination of fabrics or leathers, specify the application by designating the appropriate letter, shown below, on the purchase order. Yardage shown must be used.

- A) One fabric or leather for seat
 yardage: 7.5 yds. leather: 122.0 sq. ft.
- B) One fabric or leather for inside back and outside back
 yardage: 5.25 yds. leather: 85.0 sq. ft.

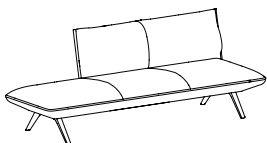
See terms and conditions for contrasting upholstery upcharges.

SCS Indoor Advantage™ Gold and LEVEL® 1 certified. See terms and conditions for additional environmental information.

Seat Height	Arm Height	W	D	H	Fabric	Leather	Weight	Cubes/Qty
16½"	-	87¼"	33¼"	29½"	10.75 yds.	175.0'	165 lbs.	71.85/1
419 mm	-	2216 mm	845 mm	749 mm	9.8 m	16.3 sqm	74.8 kg	2.03 cu.

COM	COL	1	2	3	4	5	6	7	8	9	10	11
4708	4923	5783	5998	6118	6285	6476	6572	6739	6882	7050	7288	8125

luca 8D47R



Three-seat armless open module
Right side facing
Polished aluminum or powder coat legs
Upholstered

Ganging brackets are sold separately and will ship with the product. See Luca accessories page to order brackets.

When using a combination of fabrics or leathers, specify the application by designating the appropriate letter, shown below, on the purchase order. Yardage shown must be used.

- A) One fabric or leather for seat
 yardage: 7.5 yds. leather: 122.0 sq. ft.
- B) One fabric or leather for inside back and outside back
 yardage: 5.25 yds. leather: 85.0 sq. ft.

See terms and conditions for contrasting upholstery upcharges.

SCS Indoor Advantage™ Gold and LEVEL® 1 certified. See terms and conditions for additional environmental information.

Seat Height	Arm Height	W	D	H	Fabric	Leather	Weight	Cubes/Qty
16½"	-	87¼"	33¼"	29½"	10.75 yds.	175.0'	165 lbs.	71.85/1
419 mm	-	2216 mm	845 mm	749 mm	9.8 m	16.3 sqm	74.8 kg	2.03 cu.

COM	COL	1	2	3	4	5	6	7	8	9	10	11
4708	4923	5783	5998	6118	6285	6476	6572	6739	6882	7050	7288	8125

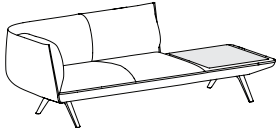
sku

frame finish

--	--	--	--	--	--

- 6** polished aluminum standard, OR
 specify powder coat, upcharge \$150
- 3** matte black powder coat
- W** satin white powder coat

luca 8D26L



Two-seat module with end table
Left arm facing
Polished aluminum or powder coat legs
Upholstered

End table available in all oak and walnut finishes. When specifying light finish the natural characteristics of the wood will be visible and color will vary.

Ganging brackets are sold separately and will ship with the product. See Luca accessories page to order brackets.

When using a combination of fabrics or leathers, specify the application by designating the appropriate letter, shown below, on the purchase order. Yardage shown must be used.

- A) One fabric or leather for seat
 yardage: 6.5 yds. leather: 105.0 sq. ft.
- B) One fabric or leather for inside back, outside back, outer shell and inside arm
 yardage: 5.0 yds. leather: 82.0 sq. ft.

See terms and conditions for contrasting upholstery upcharges.

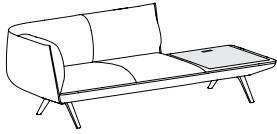
SCS Indoor Advantage™ Gold and LEVEL® 2 certified. See terms and conditions for additional finish and environmental information.

Seat Height	Arm Height	W	D	H	Fabric	Leather	Weight	Cubes/Qty
16½"	29½"	90¼"	33¼"	29½"	11.5 yds.	190.0'	209 lbs.	71.85'/1
419 mm	749 mm	2286 mm	845 mm	749 mm	10.5 m	17.7 sqm	94.8 kg	2.03 cu.

COM	COL	1	2	3	4	5	6	7	8	9	10	11
6072	6302	7222	7452	7580	7759	7964	8066	8245	8398	8577	8832	9727

sku	frame finish	wood top material	wood top finish
	6 polished aluminum standard, OR specify powder coat, upcharge \$150 3 matte black powder coat W satin white powder coat	C oak 9 walnut	see seating finishes

luca 8P26L



Power
Two-seat module with end table
Left side facing
Polished aluminum or powder coat legs
Upholstered

End table available in all oak and walnut finishes. When specifying light finish the natural characteristics of the wood will be visible and color will vary.

Ganging brackets are sold separately and will ship with the product. See Luca accessories page to order brackets.

Power: Surface mount power provides (2) 15 amp receptables, (1) 2 amp USB-A port, 10 watt and (1) 2 amp USB-C port, 20 watt.

When using a combination of fabrics or leathers, specify the application by designating the appropriate letter, shown below, on the purchase order. Yardage shown must be used.

- A) One fabric or leather for seat
 yardage: 6.5 yds. leather: 105.0 sq. ft.
- B) One fabric or leather for inside back, outside back, outer shell and inside arms
 yardage: 5.0 yds. leather: 82.0 sq. ft.

See terms and conditions for contrasting upholstery upcharges.

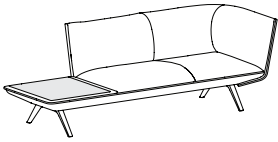
SCS Indoor Advantage™ Gold and LEVEL® 2 certified. See terms and conditions for additional finish and environmental information.

Seat Height	Arm Height	W	D	H	Fabric	Leather	Weight	Cubes/Qty
16½"	29½"	90¼"	33¼"	29½"	11.5 yds.	190.0'	212 lbs.	71.85/1
419 mm	749 mm	2286 mm	845 mm	749 mm	10.5 m	17.7 sqm	96.2 kg	2.03 cu.

COM	COL	1	2	3	4	5	6	7	8	9	10	11
6908	7138	8058	8288	8416	8595	8800	8902	9081	9234	9413	9668	10563

sku	frame finish	wood top material	wood top finish
	6 polished aluminum standard, OR specify powder coat, upcharge \$150 3 matte black powder coat W satin white powder coat	C oak 9 walnut	see seating finishes

luca 8D26R



Two-seat module with end table
Right arm facing
Polished aluminum or powder coat legs
Upholstered

End table available in all oak and walnut finishes. When specifying light finish the natural characteristics of the wood will be visible and color will vary.

Ganging brackets are sold separately and will ship with the product. See Luca accessories page to order brackets.

When using a combination of fabrics or leathers, specify the application by designating the appropriate letter, shown below, on the purchase order. Yardage shown must be used.

- A) One fabric or leather for seat
 yardage: 6.5 yds. leather: 105.0 sq. ft.
- B) One fabric or leather for inside back, outside back, outer shell and inside arm
 yardage: 5.0 yds. leather: 82.0 sq. ft.

See terms and conditions for contrasting upholstery upcharges.

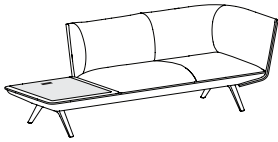
SCS Indoor Advantage™ Gold and LEVEL® 2 certified. See terms and conditions for additional finish and environmental information.

Seat Height	Arm Height	W	D	H	Fabric	Leather	Weight	Cubes/Qty
16½"	29½"	90¼"	33¼"	29½"	11.5 yds.	190.0'	209 lbs.	71.85'/1
419 mm	749 mm	2286 mm	845 mm	749 mm	10.5 m	17.7 sqm	94.8 kg	2.03 cu.

COM	COL	1	2	3	4	5	6	7	8	9	10	11
6072	6302	7222	7452	7580	7759	7964	8066	8245	8398	8577	8832	9727

sku	frame finish	wood top material	wood top finish
	6 polished aluminum standard, OR specify powder coat, upcharge \$150 3 matte black powder coat W satin white powder coat	C oak 9 walnut	see seating finishes

luca 8P26R



Power
Two-seat module with end table
Right side facing
Polished aluminum or powder coat legs
Upholstered

End table available in all oak and walnut finishes. When specifying light finish the natural characteristics of the wood will be visible and color will vary.

Ganging brackets are sold separately and will ship with the product. See Luca accessories page to order brackets.

Power: Surface mount power provides (2) 15 amp receptacles, (1) 2 amp USB-A port, 10 watt and (1) 2 amp USB-C port, 20 watt.

When using a combination of fabrics or leathers, specify the application by designating the appropriate letter, shown below, on the purchase order. Yardage shown must be used.

- A) One fabric or leather for seat
 yardage: 6.5 yds. leather: 105.0 sq. ft.
- B) One fabric or leather for inside back, outside back, outer shell and inside arms
 yardage: 5.0 yds. leather: 82.0 sq. ft.

See terms and conditions for contrasting upholstery upcharges.

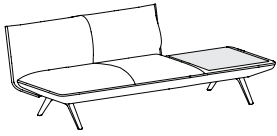
SCS Indoor Advantage™ Gold and LEVEL® 2 certified. See terms and conditions for additional finish and environmental information.

Seat Height	Arm Height	W	D	H	Fabric	Leather	Weight	Cubes/Qty
16½"	29½"	90¼"	33¼"	29½"	11.5 yds.	190.0'	212 lbs.	71.85/1
419 mm	749 mm	2286 mm	845 mm	749 mm	10.5 m	17.7 sqm	96.2 kg	2.03 cu.

COM	COL	1	2	3	4	5	6	7	8	9	10	11
6908	7138	8058	8288	8416	8595	8800	8902	9081	9234	9413	9668	10563

sku	frame finish	wood top material	wood top finish
	6 polished aluminum standard, OR specify powder coat, upcharge \$150 3 matte black powder coat W satin white powder coat	C oak 9 walnut	see seating finishes

luca 8D16L



Two-seat armless module with end table
Left side facing
Polished aluminum or powder coat legs
Upholstered

End table available in all oak and walnut finishes. When specifying light finish the natural characteristics of the wood will be visible and color will vary.

Ganging brackets are sold separately and will ship with the product. See Luca accessories page to order brackets.

When using a combination of fabrics or leathers, specify the application by designating the appropriate letter, shown below, on the purchase order. Yardage shown must be used.

- A) One fabric or leather for seat
 yardage: 6.5 yds. leather: 105.0 sq. ft.
- B) One fabric or leather for inside back and outside back
 yardage: 3.0 yds. leather: 50.0 sq. ft.

See terms and conditions for contrasting upholstery upcharges.

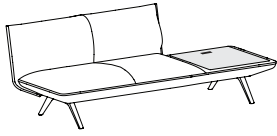
SCS Indoor Advantage™ Gold and LEVEL® 2 certified. See terms and conditions for additional finish and environmental information.

Seat Height	Arm Height	W	D	H	Fabric	Leather	Weight	Cubes/Qty
16½"	-	86¼"	33¼"	29 ½"	9.5 yds.	160.0'	195 lbs.	71.85'/1
419 mm	-	2191 mm	845 mm	749 mm	8.7 m	14.9 sqm	88.5 kg	2.03 cu.

COM	COL	1	2	3	4	5	6	7	8	9	10	11
5313	5503	6263	6453	6559	6707	6876	6960	7108	7235	7382	7593	8332

sku	frame finish	wood top material	wood top finish
	6 polished aluminum standard, OR specify powder coat, upcharge \$150 3 matte black powder coat W satin white powder coat	C oak 9 walnut	see seating finishes

luca 8P16L



Power
Two-seat armless module with end table
Left side facing
Polished aluminum or powder coat legs
Upholstered

End table available in all oak and walnut finishes. When specifying light finish the natural characteristics of the wood will be visible and color will vary.

Ganging brackets are sold separately and will ship with the product. See Luca accessories page to order brackets.

Power: Surface mount power provides (2) 15 amp receptacles, (1) 2 amp USB-A port, 10 watt and (1) 2 amp USB-C port, 20 watt.

When using a combination of fabrics or leathers, specify the application by designating the appropriate letter, shown below, on the purchase order. Yardage shown must be used.

- A) One fabric or leather for seat
 yardage: 6.5 yds. leather: 105.0 sq. ft.
- B) One fabric or leather for inside back and outside back
 yardage: 3.0 yds. leather: 50.0 sq. ft.

See terms and conditions for contrasting upholstery upcharges.

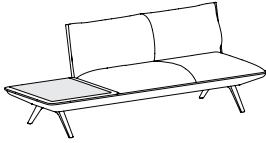
SCS Indoor Advantage™ Gold and LEVEL® 2 certified. See terms and conditions for additional finish and environmental information.

Seat Height	Arm Height	W	D	H	Fabric	Leather	Weight	Cubes/Qty
16½"	-	86¼"	33¼"	29½"	9.5 yds.	160.0'	198 lbs.	71.85/1
419 mm	-	2191 mm	845 mm	749 mm	8.7 m	14.9 sqm	89.8 kg	2.03 cu.

COM	COL	1	2	3	4	5	6	7	8	9	10	11
6150	6340	7100	7290	7396	7544	7713	7797	7945	8072	8219	8430	9169

sku	frame finish	wood top material	wood top finish
	6 polished aluminum standard, OR specify powder coat, upcharge \$150 3 matte black powder coat W satin white powder coat	C oak 9 walnut	see seating finishes

luca 8D16R



Two-seat armless module with end table
Right side facing
Polished aluminum or powder coat legs
Upholstered

End table available in all oak and walnut finishes. When specifying light finish the natural characteristics of the wood will be visible and color will vary.

Ganging brackets are sold separately and will ship with the product. See Luca accessories page to order brackets.

When using a combination of fabrics or leathers, specify the application by designating the appropriate letter, shown below, on the purchase order. Yardage shown must be used.

- A) One fabric or leather for seat
 yardage: 6.5 yds. leather: 105.0 sq. ft.
- B) One fabric or leather for inside back and outside back
 yardage: 3.0 yds. leather: 50.0 sq. ft.

See terms and conditions for contrasting upholstery upcharges.

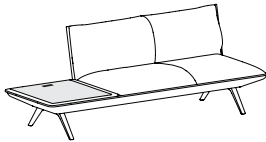
SCS Indoor Advantage™ Gold and LEVEL® 2 certified. See terms and conditions for additional finish and environmental information.

Seat Height	Arm Height	W	D	H	Fabric	Leather	Weight	Cubes/Qty
16½"	-	86¼"	33¼"	29½"	9.5 yds.	160.0'	195 lbs.	71.85'/1
419 mm	-	2191 mm	845 mm	749 mm	8.7 m	14.9 sqm	88.5 kg	2.03 cu.

COM	COL	1	2	3	4	5	6	7	8	9	10	11
5313	5503	6263	6453	6559	6707	6876	6960	7108	7235	7382	7593	8332

sku	frame finish	wood top material	wood top finish
	6 polished aluminum standard, OR specify powder coat, upcharge \$150 3 matte black powder coat W satin white powder coat	C oak 9 walnut	see seating finishes

luca 8P16R



Power
Two-seat armless module with end table
Right side facing
Polished aluminum or powder coat legs
Upholstered

End table available in all oak and walnut finishes. When specifying light finish the natural characteristics of the wood will be visible and color will vary.

Ganging brackets are sold separately and will ship with the product. See Luca accessories page to order brackets.

Power: Surface mount power provides (2) 15 amp receptacles, (1) 2 amp USB-A port, 10 watt and (1) 2 amp USB-C port, 20 watt.

When using a combination of fabrics or leathers, specify the application by designating the appropriate letter, shown below, on the purchase order. Yardage shown must be used.

- A) One fabric or leather for seat
 yardage: 6.5 yds. leather: 105.0 sq. ft.
- B) One fabric or leather for inside back and outside back
 yardage: 3.0 yds. leather: 50.0 sq. ft.

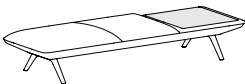
See terms and conditions for contrasting upholstery upcharges.

SCS Indoor Advantage™ Gold and LEVEL® 2 certified. See terms and conditions for additional finish and environmental information.

Seat Height	Arm Height	W	D	H	Fabric	Leather	Weight	Cubes/Qty
16½"	-	86¼"	33¼"	29½"	9.5 yds.	160.0'	198 lbs.	71.85/1
419 mm	-	2191 mm	845 mm	749 mm	8.7 m	14.9 sqm	89.8 kg	2.03 cu.

COM	COL	1	2	3	4	5	6	7	8	9	10	11
6150	6340	7100	7290	7396	7544	7713	7797	7945	8072	8219	8430	9169

luca 8D06N



Two-seat bench with end table
Polished aluminum or powder coat legs
Upholstered

End table available in all oak and walnut finishes. When specifying light finish the natural characteristics of the wood will be visible and color will vary.

Ganging brackets are sold separately and will ship with the product. See Luca accessories page to order brackets.

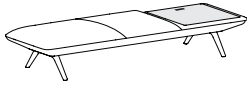
SCS Indoor Advantage™ Gold and LEVEL® 2 certified. See terms and conditions for additional finish and environmental information.

Seat Height	Arm Height	W	D	H	Fabric	Leather	Weight	Cubes/Qty
16½"	-	86¼"	28¾"	16½"	6.75 yds.	110.0'	140 lbs.	37.6/1
419 mm	-	2191 mm	730 mm	419 mm	6.2 m	10.2 sqm	63.5 kg	1.10 cu.

COM	COL	1	2	3	4	5	6	7	8	9	10	11
3492	3627	4167	4302	4377	4482	4602	4662	4767	4857	4962	5112	5637

sku	frame finish	wood top material	wood top finish
	6 polished aluminum standard, OR specify powder coat, upcharge \$150 3 matte black powder coat W satin white powder coat	C oak 9 walnut	see seating finishes

luca 8P06N



Power
Two-seat bench with end table
Polished aluminum or powder coat legs
Upholstered

End table available in all oak and walnut finishes. When specifying light finish the natural characteristics of the wood will be visible and color will vary.

Ganging brackets are sold separately and will ship with the product. See Luca accessories page to order brackets.

Power: Surface mount power provides (2) 15 amp receptacles, (1) 2 amp USB-A port, 10 watt and (1) 2 amp USB-C port, 20 watt.

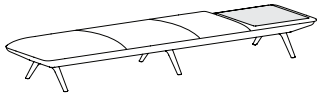
SCS Indoor Advantage™ Gold and LEVEL® 2 certified. See terms and conditions for additional finish and environmental information.

Seat Height	Arm Height	W	D	H	Fabric	Leather	Weight	Cubes/Qty
16½"	-	86¼"	28¾"	16½"	6.75 yds.	110.0'	143 lbs.	37.6'/1
419 mm	-	2191 mm	730 mm	419 mm	6.2 m	10.2 sqm	64.9 kg	1.10 cu.

COM	COL	1	2	3	4	5	6	7	8	9	10	11
4328	4463	5003	5138	5213	5318	5438	5498	5603	5693	5798	5948	6473

sku	frame finish	wood top material	wood top finish
	6 polished aluminum standard, OR specify powder coat, upcharge \$150 3 matte black powder coat W satin white powder coat	C oak 9 walnut	see seating finishes

luca 8D08N



Three-seat bench with end table
Polished aluminum or powder coat legs
Upholstered

End table available in all oak and walnut finishes. When specifying light finish the natural characteristics of the wood will be visible and color will vary.

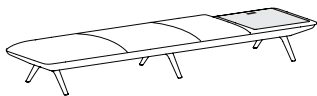
Ganging brackets are sold separately and will ship with the product. See Luca accessories page to order brackets.

SCS Indoor Advantage™ Gold and LEVEL® 2 certified. See terms and conditions for additional finish and environmental information.

Seat Height	Arm Height	W	D	H	Fabric	Leather	Weight	Cubes/Qty
16½"	-	115¼"	28¾"	16½"	8.5 yds.	140.0'	178 lbs.	50.0'/1
419 mm	-	2921 mm	730 mm	419 mm	7.8 m	13.0 sqm	80.7 kg	1.40 cu.

COM	COL	1	2	3	4	5	6	7	8	9	10	11
4101	4271	4951	5121	5216	5348	5499	5575	5707	5820	5953	6141	6803

luca 8P08N



Power
Three-seat bench with end table
Polished aluminum or powder coat legs
Upholstered

End table available in all oak and walnut finishes. When specifying light finish the natural characteristics of the wood will be visible and color will vary.

Ganging brackets are sold separately and will ship with the product. See Luca accessories page to order brackets. .

Power: Surface mount power provides (2) 15 amp receptables, (1) 2 amp USB-A port, 10 watt and (1) 2 amp USB-C port, 20 watt.

SCS Indoor Advantage™ Gold and LEVEL® 2 certified. See terms and conditions for additional finish and environmental information.

Seat Height	Arm Height	W	D	H	Fabric	Leather	Weight	Cubes/Qty
16½"	-	115¼"	28¾"	16½"	8.5 yds.	140.0'	181 lbs.	50.0'/1
419 mm	-	2921 mm	730 mm	419 mm	7.8 m	13.0 sqm	82.1 kg	1.40 cu.

COM	COL	1	2	3	4	5	6	7	8	9	10	11
4935	5105	5785	5955	6050	6182	6333	6409	6541	6654	6787	6975	7637

sku	frame finish	wood top material	wood top finish
	6 polished aluminum standard, OR specify powder coat, upcharge \$200 3 matte black powder coat W satin white powder coat	C oak 9 walnut	see seating finishes

luca 8D01N



Module bench
Polished aluminum or powder coat legs
Upholstered

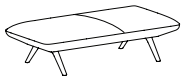
Ganging brackets are sold separately and will ship with the product. See Luca accessories page to order brackets.

SCS Indoor Advantage™ Gold and LEVEL® 2 certified. See terms and conditions for additional environmental information.

Seat Height	Arm Height	W	D	H	Fabric	Leather	Weight	Cubes/Qty
16½"	-	45¼"	28¾"	16½"	3.5 yds.	57.0'	78 lbs.	25.67'/1
419 mm	-	1149 mm	730 mm	419 mm	3.2 m	5.3 sqm	35.4 kg	.73 cu.

COM	COL	1	2	3	4	5	6	7	8	9	10	11
1976	2046	2326	2396	2435	2490	2552	2583	2638	2684	2739	2816	3089

luca 8D05N



Two-seat module bench
Polished aluminum or powder coat legs
Upholstered

Ganging brackets are sold separately and will ship with the product. See Luca accessories page to order brackets.

SCS Indoor Advantage™ Gold and LEVEL® 2 certified. See terms and conditions for additional environmental information.

Seat Height	Arm Height	W	D	H	Fabric	Leather	Weight	Cubes/Qty
16½"	-	58½"	28¾"	16½"	5 yds.	81.0'	91 lbs.	25.67'/1
419 mm	-	1486 mm	730 mm	419 mm	4.6 m	7.5 sqm	41.3 kg	.73 cu.

COM	COL	1	2	3	4	5	6	7	8	9	10	11
2430	2530	2930	3030	3086	3164	3253	3297	3375	3442	3519	3630	4019

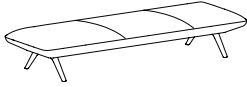
sku

frame finish

--	--	--	--	--	--	--	--	--	--	--	--	--

- 6** polished aluminum standard, OR
- specify powder coat, upcharge \$150*
- 3** matte black powder coat
- W** satin white powder coat

luca 8D07N



Three-seat module bench
Polished aluminum or powder coat legs
Upholstered

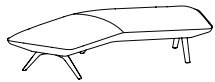
Ganging brackets are sold separately and will ship with the product. See Luca accessories page to order brackets.

SCS Indoor Advantage™ Gold and LEVEL® 2 certified. See terms and conditions for additional environmental information.

Seat Height	Arm Height	W	D	H	Fabric	Leather	Weight	Cubes/Qty
16½"	-	87¼"	28¾"	16½"	7.25 yds.	118.0'	121 lbs	37.6'/1
419 mm	-	2216 mm	730 mm	419 mm	6.6 m	11.0 sqm	54.9 kg	1.10 cu.

COM	COL	1	2	3	4	5	6	7	8	9	10	11
2886	3031	3611	3756	3837	3950	4079	4143	4256	4353	4465	4626	5190

luca 8D02N



45° Modular bench
Polished aluminum or powder coat legs
Upholstered

Ganging brackets are sold separately and will ship with the product. See Luca accessories page to order brackets.

SCS Indoor Advantage™ Gold and LEVEL® 2 certified. See terms and conditions for additional environmental information.

Seat Height	Arm Height	W	D	H	Fabric	Leather	Weight	Cubes/Qty
16½"	-	80½"	40¼"	16½"	4.75 yds.	78.0'	119 lbs.	45.45'/1
419 mm	-	2045 mm	1022 mm	419 mm	4.3 m	7.2 sqm	54.0 kg	1.30 cu.

COM	COL	1	2	3	4	5	6	7	8	9	10	11
2886	2981	3361	3456	3509	3583	3668	3710	3784	3847	3921	4026	4396

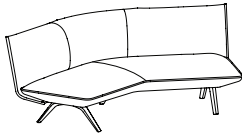
sku

frame finish

--	--	--	--	--	--	--	--	--	--	--	--	--

- 6** polished aluminum standard, OR
- specify powder coat, upcharge \$150*
- 3** matte black powder coat
- W** satin white powder coat

luca 8D31N



Inside 45° corner module
Armless
Polished aluminum or powder coat legs
Upholstered

Ganging brackets are sold separately and will ship with the product. See Luca accessories page to order brackets.

When using a combination of fabrics or leathers, specify the application by designating the appropriate letter, shown below, on the purchase order. Yardage shown must be used.

- A) One fabric or leather for seat
 yardage: 5.5 yds. leather: 90.0 sq. ft.
- B) One fabric or leather for inside back and outside back
 yardage: 7.25 yds. leather: 118.0 sq. ft.

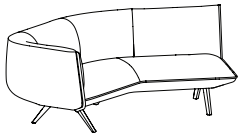
See terms and conditions for contrasting upholstery upcharges.

SCS Indoor Advantage™ Gold and LEVEL® 2 certified. See terms and conditions for additional environmental information.

Seat Height	Arm Height	W	D	H	Fabric	Leather	Weight	Cubes/Qty
16½"	-	85"	44½"	29½"	11.75 yds.	190.0'	197 lbs.	84.29/1
419 mm	-	2159 mm	1130 mm	749 mm	10.7 m	17.6 sqm	89.4 kg	2.40 cu.

COM	COL	1	2	3	4	5	6	7	8	9	10	11
6072	6307	7247	7482	7613	7796	8005	8109	8292	8449	8631	8892	9806

luca 8D33L



Inside 45° corner module
Left arm facing
Polished aluminum or powder coat legs
Upholstered

Ganging brackets are sold separately and will ship with the product. See Luca accessories page to order brackets.

When using a combination of fabrics or leathers, specify the application by designating the appropriate letter, shown below, on the purchase order. Yardage shown must be used.

- A) One fabric or leather for seat
 yardage: 5.0 yds. leather: 82.0 sq. ft.
- B) One fabric or leather for inside back and outside back, outer shell and inside arms
 yardage: 8.5 yds. leather: 140.0 sq. ft.

See terms and conditions for contrasting upholstery upcharges.

SCS Indoor Advantage™ Gold and LEVEL® 2 certified. See terms and conditions for additional environmental information.

Seat Height	Arm Height	W	D	H	Fabric	Leather	Weight	Cubes/Qty
16½"	29½"	86¼"	44½"	29½"	13.25 yds.	215.0'	199 lbs.	84.29/1
419 mm	749 mm	2191 mm	1130 mm	749 mm	12.1 m	20.0 sqm	90.3 kg	2.40 cu.

COM	COL	1	2	3	4	5	6	7	8	9	10	11
6680	6945	8005	8270	8418	8624	8859	8977	9183	9360	9566	9860	10891

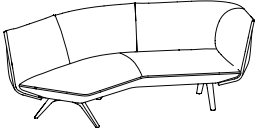
sku

frame finish

--	--	--	--	--	--

- 6** polished aluminum standard, OR
 specify powder coat, upcharge \$150
- 3** matte black powder coat
- W** satin white powder coat

luca 8D33R



Inside 45° corner module
Right arm facing
Polished aluminum or powder coat legs
Upholstered

Ganging brackets are sold separately and will ship with the product. See Luca accessories page to order brackets.

When using a combination of fabrics or leathers, specify the application by designating the appropriate letter, shown below, on the purchase order. Yardage shown must be used.

- A) One fabric or leather for seat
 yardage: 5.0 yds. leather: 82.0 sq. ft.
- B) One fabric or leather for inside back and outside back, outer shell and inside arm
 yardage: 8.5 yds. leather: 140.0 sq. ft.

See terms and conditions for contrasting upholstery upcharges.

SCS Indoor Advantage™ Gold and LEVEL® 2 certified. See terms and conditions for additional environmental information.

Seat Height	Arm Height	W	D	H	Fabric	Leather	Weight	Cubes/Qty
16½"	29½"	86¼"	44½"	29½"	13.25 yds.	215.0'	199 lbs.	84.29/1
419 mm	749 mm	2191 mm	1130 mm	749 mm	12.1 m	20.0 sqm	90.3 kg	2.40 cu.

COM	COL	1	2	3	4	5	6	7	8	9	10	11
6680	6945	8005	8270	8418	8624	8859	8977	9183	9360	9566	9860	10891

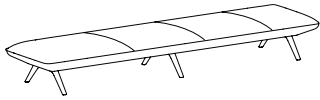
sku

--	--	--	--	--	--	--	--	--	--	--	--	--

frame finish

- 6** polished aluminum standard, OR
 specify powder coat, upcharge \$150
- 3** matte black powder coat
- W** satin white powder coat

luca 8D09N



Four-seat module bench
Polished aluminum or powder coat legs
Upholstered

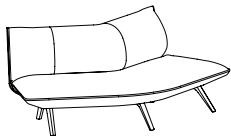
Ganging brackets are sold separately and will ship with product. See Luca accessories page to order brackets

SCS Indoor Advantage™ Gold and LEVEL® 2 certified. See terms and conditions for additional environmental information.

Seat Height	Arm Height	W	D	H	Fabric	Leather	Weight	Cubes/Qty
16½"	-	117"	28¾"	16½"	9.5 yds.	154.0'	159 lbs.	50.0'/1
419 mm	-	2972 mm	730 mm	419 mm	8.7 m	14.3 sqm	72.1 kg	1.40 cu.

COM	COL	1	2	3	4	5	6	7	8	9	10	11
3646	3836	4596	4786	4892	5040	5209	5293	5441	5568	5715	5926	6665

luca 8D32N



Outside 45° corner module
Armless
Polished aluminum or powder coat legs
Upholstered

Ganging brackets are sold separately and will ship with the product. See Luca accessories page to order brackets.

When using a combination of fabrics or leathers, specify the application by designating the appropriate letter, shown below, on the purchase order. Yardage shown must be used.

- A) One fabric or leather for seat
 yardage: 5.5 yds. leather: 90.0 sq. ft.
- B) One fabric or leather for inside back and outside back
 yardage: 5.25 yds. leather: 85.0 sq. ft.


See terms and conditions for contrasting upholstery upcharges.

SCS Indoor Advantage™ Gold and LEVEL® 2 certified. See terms and conditions for additional environmental information.

Seat Height	Arm Height	W	D	H	Fabric	Leather	Weight	Cubes/Qty
16½"	-	81¼"	44½"	29½"	9.25 yds.	150.0'	160 lbs.	84.29/1
419 mm	-	2064 mm	1130 mm	749 mm	8.5 m	13.0 sqm	72.6 kg	2.40 cu.

COM	COL	1	2	3	4	5	6	7	8	9	10	11
5313	5498	6238	6423	6526	6670	6835	6917	7061	7184	7328	7533	8253

sku	frame finish	wood top material	wood top finish
	6 polished aluminum standard, OR specify powder coat, upcharge \$200 3 matte black powder coat W satin white powder coat	C oak 9 walnut	see seating finishes

description	sku	w	d	h	price
 <p>ganging bracket Order one ganging bracket per point of connection of modular units. Ganging brackets are sold separately and will ship with product.</p>	111	14½	9½	3½	\$ 119

series	sku
8 D	1 1 1

Mirador Seating System Specification Guide

Standard Features



Mirador is a modular seating product comprised of 63 unique modules, which may be used interchangeably to create an unlimited number of configurations. To select the modules that are appropriate for your application use the Four Step Selection Process shown on the next page.

Mirador is fully upholstered with a polished cast aluminum frame with levelers and non-marring glides.

When ordering multi-item configurations, please provide the total COM yardage from the same dye lot in a continuous roll(s). *All COM/COL fabrics must be preapproved by Bernhardt Design prior to application.

See terms and conditions for instructions on tagging COM. Specify fabric railroaded when used with Item 5905 corner module.

All necessary ganging brackets are included and pre-installed.

SCS Indoor Advantage™ Gold and LEVEL® 2 certified. See terms and conditions for additional environmental information.

Please visit Bernhardtdesign.com for a complete library of 2D, 3D and Revit models. You may also contact your local sales representative or the Bernhardt Design corporate office for specification assistance.

Mirador Seating System Specification Guide

Four Step Selection Process

To specify Mirador configurations follow our Four Step Selection process.

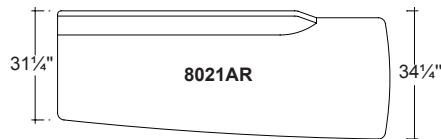
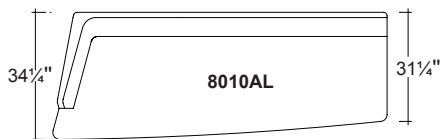
The process includes;

1. Front Selection
2. Arm Selection
3. End Selection
4. Connecting Module Selection

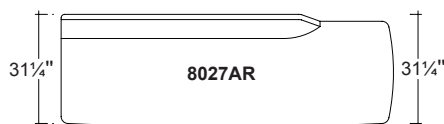
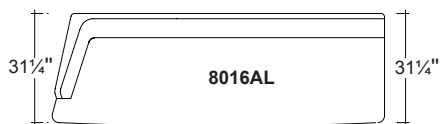
Step 1 - Front Selection

Two and Three-seat modules offer two different front styles.

A - Flared Front



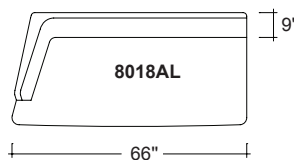
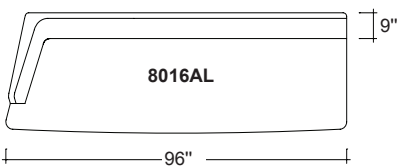
B - Non-Flared Front



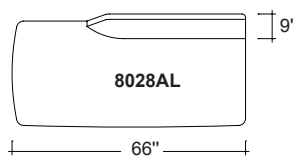
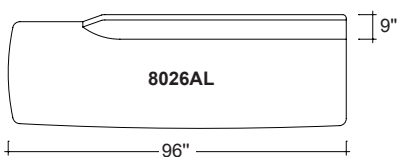
Step 2 - Arm Selection

Two and Three-seat modules are available with and without arms.

A - Arm Module



B - Armless Module

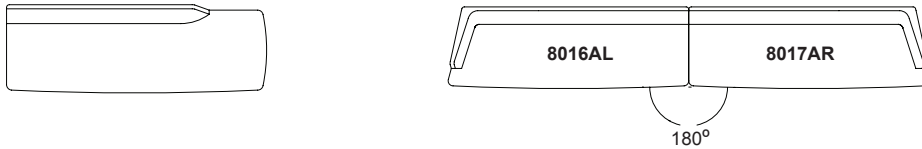


Mirador Seating System Specification Guide

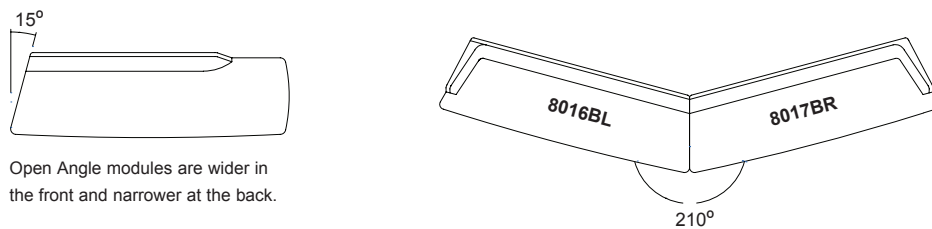
Step 3 - End Selection

Two and Three-seat modules are available with three unique ends: straight end, open angle end and closed angle end.. The selection of an end is used to achieve different angles

A - Straight Ends are specified for creating a configuration in a straight line 180°.

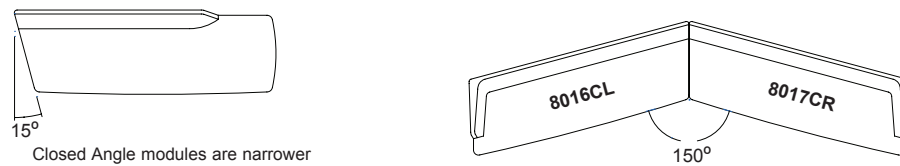


B - Open Angle Ends are specified for opening up a configuration and achieving an angle which is greater than 180°.



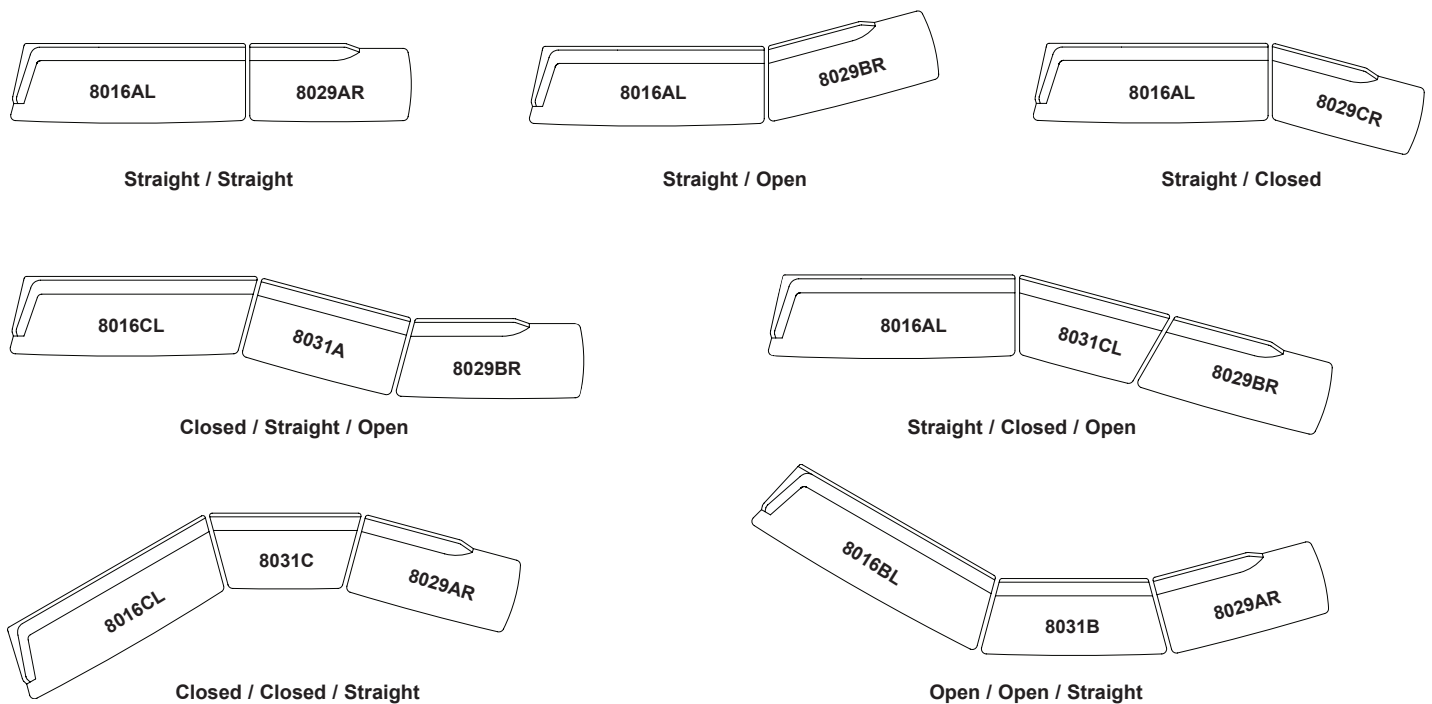
Open Angle modules are wider in the front and narrower at the back.

C - Closed Angle Ends are specified for closing up a configuration and achieving an angle which is less than 180°.



Closed Angle modules are narrower in the front and wider at the back.

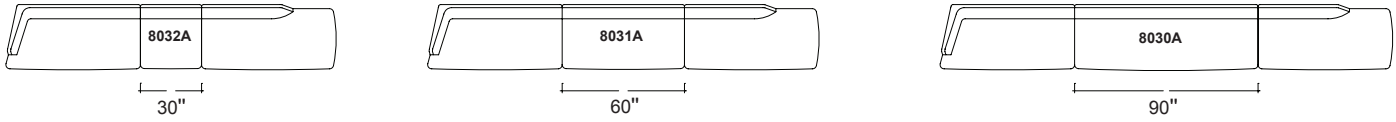
Modules with different end conditions may be connected to achieve the appropriate angle.



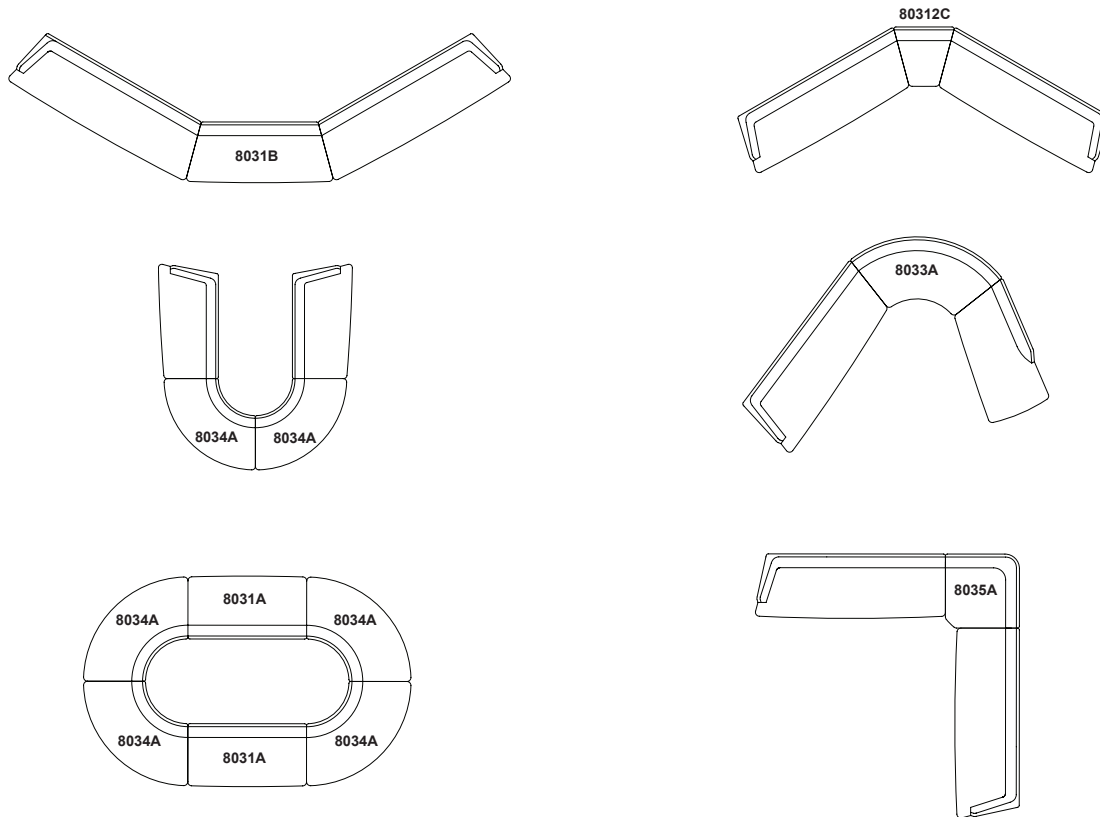
Mirador Seating System Specification Guide

Step 4 - Connecting Module Selection

A - Specify these connecting modules to achieve a desired length. - Or - For a desired length, specify these connecting modules.



B - Specify these connection modules to achieve a desired angle. - or - For a desired angle, specify these connecting modules.



Connecting module overview: There are twelve unique connecting modules available to alter both the length and the angle of a configuration.

Straight Connecting Modules



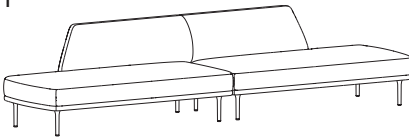
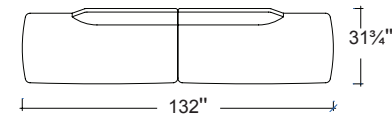
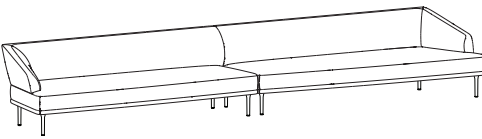
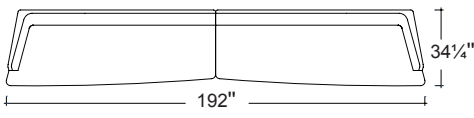
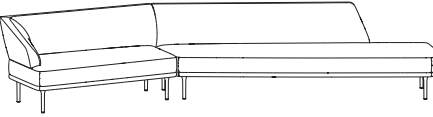
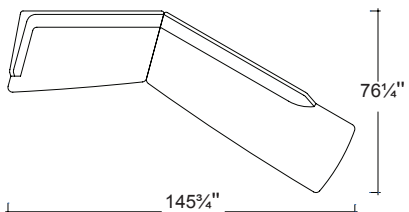
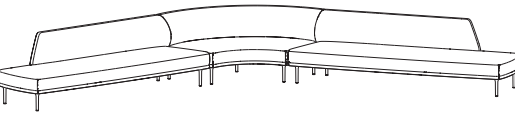
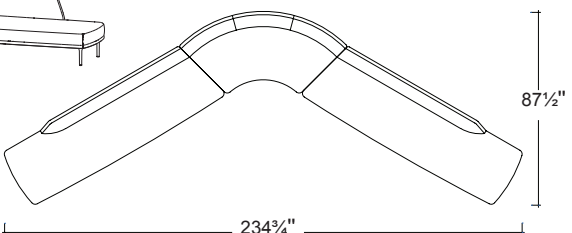
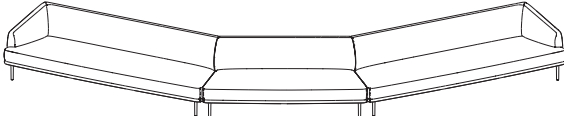
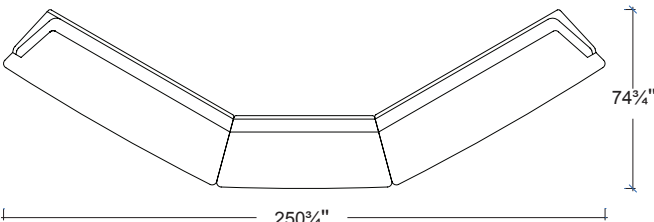
Open Angle Connecting Modules



Closed Angle Connecting Modules



Mirador Seating System Sample Configurations

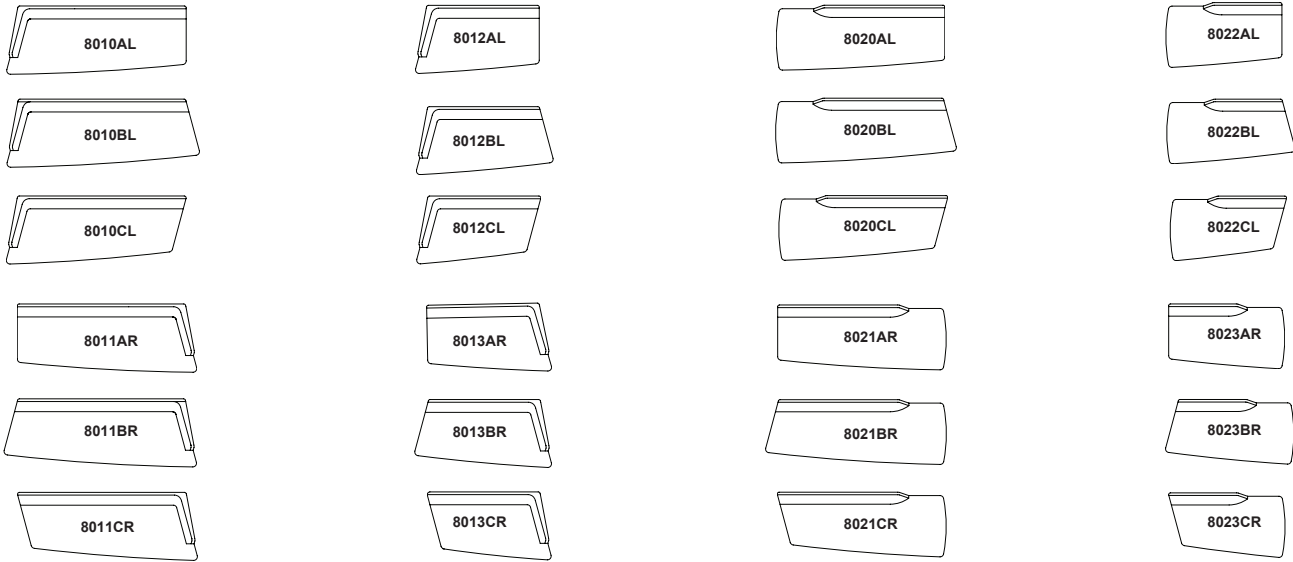
		Skus	Description
1	 	<p>8028AL Two-seat Module Left Armless. Straight End</p> <p>8029AR Two-seat Module Right Armless Straight End</p>	
2	 	<p>8010AL Three-seat Module Left Arm Facing. Straight End</p> <p>8011AR Three-seat Module. Right Arm Facing. Straight End</p>	
3	 	<p>8012CL Two-seat Module. Left Arm Facing. Closed Angle End</p> <p>8021CR Three-seat Armless Module. Closed Angle End.</p>	
4	 	<p>8026BL Three-seat Left Armless. Open Angle End</p> <p>8033A Inside Quarter Round</p> <p>8027BR Three-seat Armless. Open Angle End.</p>	
5	 	<p>8016BL Left Arm</p> <p>8031B Connecting Module</p> <p>8017BR Right Arm</p>	

Mirador Seating System Sample Configurations

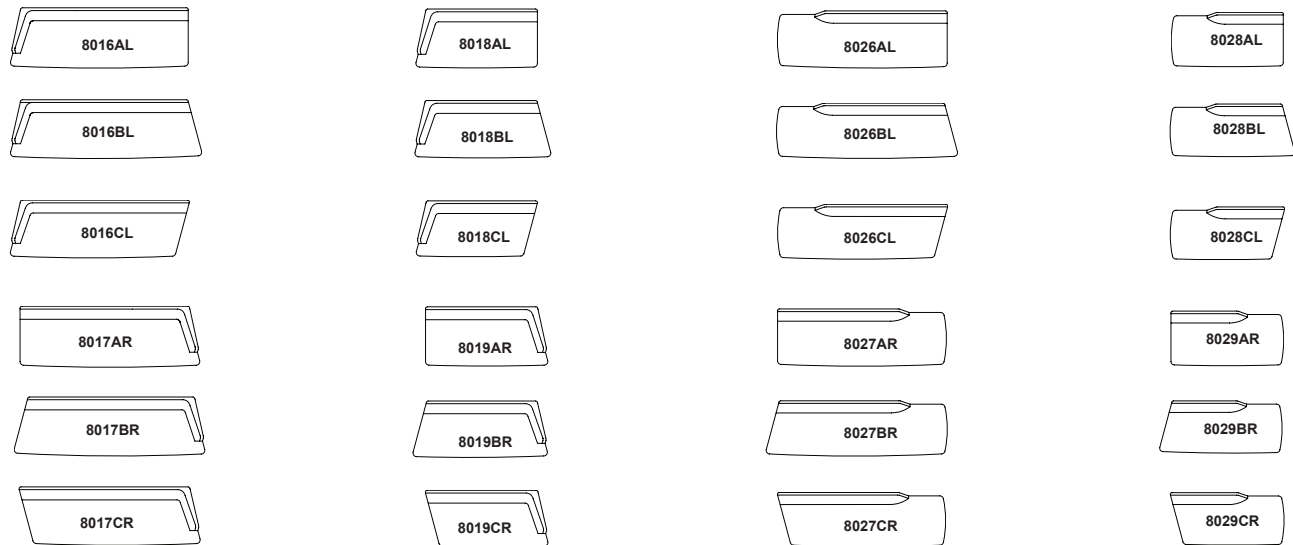
		Sku	Description
6		8010CL 8033A 8023CR	Left Arm Inside Quarter Round Right Armless
7		8016AL 8035A 8017AR	Left Arm Corner Right Arm
8		8034A 8031A	Outside Quarter Round (4) Connecting Module (2)
9		8011AR 8033A 8032A 8031A 8030A 8034A 8012AL	Right Arm Inside Quarter Round (2) Connecting One-Seat (2) Connecting Two-Seat Connecting Three-Seat Outside Quarter Round (2) Left Arm

Mirador Seating System Product Overview

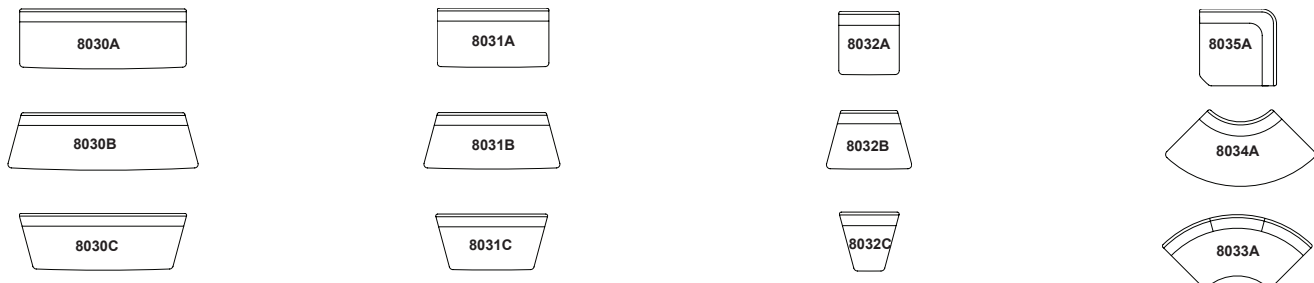
Flared Front Sofa and Settee



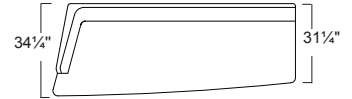
Non-Flared Front Sofa and Settee



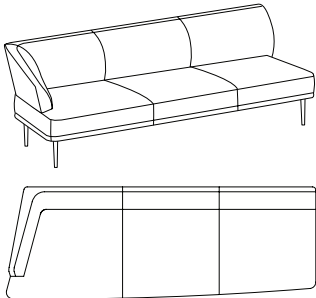
Connecting Module



flared front sofa - arm



mirador 8010AL



Three-seat module
Left arm facing
Straight end
Polished aluminum leg
Upholstered

All necessary ganging brackets are included and pre-installed

When using a combination of fabrics or leathers, specify the application by designating the appropriate letter, shown below, on the purchase order. Yardage shown must be used.

- A) One fabric or leather for seat cushion
yardage: 7.5 yds. leather: 122.0 sq. ft.
- B) One fabric or leather for inside back, outside back and side arm
yardage: 5.75 yds. leather: 95.0 sq. ft.

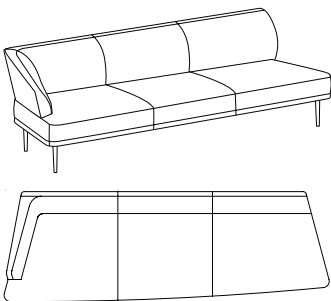
See terms and conditions for contrasting upholstery upcharges.

SCS Indoor Advantage™ Gold and LEVEL® 2 certified. See terms and conditions for additional environmental information.

Seat Height	Arm Height	W	D	H	Fabric	Leather	Weight	Cubes/Qty
16½"	21½"-29"	96"	31¼"-34¼"	29"	11.25 yds.	160.0'	221 lbs.	101.65'/1
419 mm	546-737 mm	2438 mm	794-870 mm	737 mm	10.3 m	14.9 sqm	100.5 kg	2.88 cu.

COM	COL	1	2	3	4	5	6	7	8	9	10	11
6791	7016	7916	8141	8266	8441	8641	8741	8916	9066	9241	9491	10366

mirador 8010BL



Three-seat module
Left arm facing
Open angle end
Polished aluminum leg
Upholstered

All necessary ganging brackets are included and pre-installed

When using a combination of fabrics or leathers, specify the application by designating the appropriate letter, shown below, on the purchase order. Yardage shown must be used.

- A) One fabric or leather for seat cushion
yardage: 7.5 yds. leather: 122.0 sq. ft.
- B) One fabric or leather for inside back, outside back and side arm
yardage: 5.75 yds. leather: 95.0 sq. ft.

See terms and conditions for contrasting upholstery upcharges.

SCS Indoor Advantage™ Gold and LEVEL® 2 certified. See terms and conditions for additional environmental information.

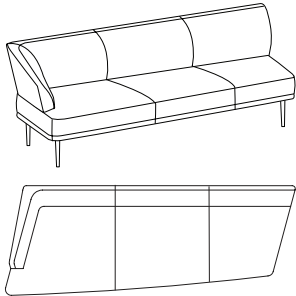
Seat Height	Arm Height	W	D	H	Fabric	Leather	Weight	Cubes/Qty
16½"	21½"-29"	103"	31¼"-34¼"	29"	11.25 yds.	160.0'	221 lbs.	97.97'/1
419 mm	546-737 mm	2616 mm	794-870 mm	737 mm	10.3 m	14.9 sqm	100.5 kg	2.78 cu.

COM	COL	1	2	3	4	5	6	7	8	9	10	11
6791	7016	7916	8141	8266	8441	8641	8741	8916	9066	9241	9491	10366

flared front sofa - arm



mirador 8010CL



Three-seat module
Left arm facing
Closed angle end
Polished aluminum leg
Upholstered

All necessary ganging brackets are included and pre-installed

When using a combination of fabrics or leathers, specify the application by designating the appropriate letter, shown below, on the purchase order. Yardage shown must be used.

- A) One fabric or leather for seat cushion
yardage: 7.5 yds. leather: 122.0 sq. ft.
- B) One fabric or leather for inside back, outside back and side arm
yardage: 5.75 yds. leather: 95.0 sq. ft.

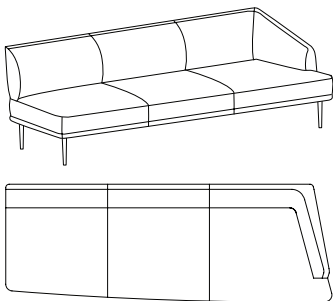
See terms and conditions for contrasting upholstery upcharges.

SCS Indoor Advantage™ Gold and LEVEL® 2 certified. See terms and conditions for additional environmental information.

Seat Height	Arm Height	W	D	H	Fabric	Leather	Weight	Cubes/Qty
16½"	21½"-29"	96"	31¼"-34¼"	29"	11.25 yds.	160.0'	224 lbs.	97.97'/1
419 mm	546-737 mm	2438 mm	794-870 mm	737 mm	10.3 m	14.9 sqm	101.8 kg	97.97'/1

COM	COL	1	2	3	4	5	6	7	8	9	10	11
6791	7016	7916	8141	8266	8441	8641	8741	8916	9066	9241	9491	10366

mirador 8011AR



Three-seat module
Right arm facing
Straight end
Polished aluminum leg
Upholstered

All necessary ganging brackets are included and pre-installed

When using a combination of fabrics or leathers, specify the application by designating the appropriate letter, shown below, on the purchase order. Yardage shown must be used.

- A) One fabric or leather for seat cushion
yardage: 7.5 yds. leather: 122.0 sq. ft.
- B) One fabric or leather for inside back, outside back and side arm
yardage: 5.75 yds. leather: 95.0 sq. ft.

See terms and conditions for contrasting upholstery upcharges.

SCS Indoor Advantage™ Gold and LEVEL® 2 certified. See terms and conditions for additional environmental information.

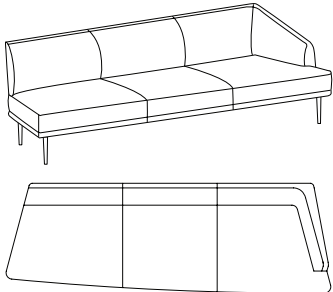
Seat Height	Arm Height	W	D	H	Fabric	Leather	Weight	Cubes/Qty
16½"	21½"-29"	96"	31¼"-34¼"	29"	11.25 yds.	160.0'	221 lbs.	101.65'/1
419 mm	546-737 mm	2438 mm	794-870 mm	737 mm	10.3 m	14.9 sqm	100.5 kg	2.88 cu.

COM	COL	1	2	3	4	5	6	7	8	9	10	11
6791	7016	7916	8141	8266	8441	8641	8741	8916	9066	9241	9491	10366

flared front sofa - arm



mirador 8011BR



Three-seat module
Right arm facing
Open angle end
Polished aluminum leg
Upholstered

All necessary ganging brackets are included and pre-installed

When using a combination of fabrics or leathers, specify the application by designating the appropriate letter, shown below, on the purchase order. Yardage shown must be used.

- A) One fabric or leather for seat cushion
yardage: 7.5 yds. leather: 122.0 sq. ft.
- B) One fabric or leather for inside back, outside back and side arm
yardage: 5.75 yds. leather: 95.0 sq. ft.

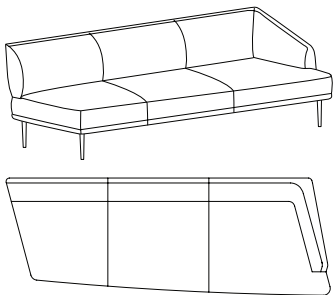
See terms and conditions for contrasting upholstery upcharges.

SCS Indoor Advantage™ Gold and LEVEL® 2 certified. See terms and conditions for additional environmental information.

Seat Height	Arm Height	W	D	H	Fabric	Leather	Weight	Cubes/Qty
16½"	21½ -29"	103"	31¼ -34¼"	29"	11.25 yds.	160.0'	224 lbs.	97.97'/1
419 mm	546-737 mm	2616 mm	794-870 mm	737 mm	10.3 m	14.9 sqm	101.8 kg	2.77 cu.

COM	COL	1	2	3	4	5	6	7	8	9	10	11
6791	7016	7916	8141	8266	8441	8641	8741	8916	9066	9241	9491	10366

mirador 8011CR



Three-seat module
Right arm facing
Closed angle end
Polished aluminum leg
Upholstered

All necessary ganging brackets are included and pre-installed

When using a combination of fabrics or leathers, specify the application by designating the appropriate letter, shown below, on the purchase order. Yardage shown must be used.

- A) One fabric or leather for seat cushion
yardage: 7.5 yds. leather: 122.0 sq. ft.
- B) One fabric or leather for inside back, outside back and side arm
yardage: 5.75 yds. leather: 95.0 sq. ft.

See terms and conditions for contrasting upholstery upcharges.

SCS Indoor Advantage™ Gold and LEVEL® 2 certified. See terms and conditions for additional environmental information.

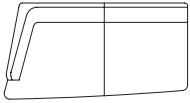

Seat Height	Arm Height	W	D	H	Fabric	Leather	Weight	Cubes/Qty
16½"	21½ -29"	96"	31¼ -34¼"	29"	11.25 yds.	160.0'	221 lbs.	101.65'/1
419 mm	546-737 mm	2438 mm	794-870 mm	737 mm	10.3 m	14.9 sqm	100.5 kg	2.88 cu.

COM	COL	1	2	3	4	5	6	7	8	9	10	11
6791	7016	7916	8141	8266	8441	8641	8741	8916	9066	9241	9491	10366

flared front settee - arm



mirador 8012AL



Two-seat module
Left arm facing
Straight end
Polished aluminum leg
Upholstered

All necessary ganging brackets are included and pre-installed

When using a combination of fabrics or leathers, specify the application by designating the appropriate letter, shown below, on the purchase order. Yardage shown must be used.

- A) One fabric or leather for seat cushion
yardage: 5.5 yds. leather: 90.0 sq. ft.
- B) One fabric or leather for inside back, outside back and side arm
yardage: 4.25 yds. leather: 70.0 sq. ft.


See terms and conditions for contrasting upholstery upcharges.

SCS Indoor Advantage™ Gold and LEVEL® 2 certified. See terms and conditions for additional environmental information.

Seat Height	Arm Height	W	D	H	Fabric	Leather	Weight	Cubes/Qty
16½"	21½ -29"	66"	31¼" -34¼"	29"	8.5 yds.	144.0'	152 lbs.	68.33'/1
419 mm	546-737 mm	1676 mm	794-870 mm	737 mm	7.8 m	13.4 sqm	69.1 kg	1.93 cu.

COM	COL	1	2	3	4	5	6	7	8	9	10	11
5436	5606	6286	6456	6551	6683	6834	6910	7042	7155	7288	7476	8138

mirador 8012BL



Two-seat module
Left arm facing
Open angle end
Polished aluminum leg
Upholstered

All necessary ganging brackets are included and pre-installed

When using a combination of fabrics or leathers, specify the application by designating the appropriate letter, shown below, on the purchase order. Yardage shown must be used.

- A) One fabric or leather for seat cushion
yardage: 5.5 yds. leather: 90.0 sq. ft.
- B) One fabric or leather for inside back, outside back and side arm
yardage: 4.25 yds. leather: 70.0 sq. ft.

See terms and conditions for contrasting upholstery upcharges.

SCS Indoor Advantage™ Gold and LEVEL® 2 certified. See terms and conditions for additional environmental information.

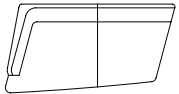
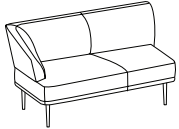
Seat Height	Arm Height	W	D	H	Fabric	Leather	Weight	Cubes/Qty
16½"	21½ -29"	73"	31¼" -34¼"	29"	8.5 yds.	144.0'	155 lbs.	80.67'/1
419 mm	21½ -29"	1854 mm	794-870 mm	737 mm	7.8 m	13.4 sqm	70.5 kg	2.28 cu.

COM	COL	1	2	3	4	5	6	7	8	9	10	11
5436	5606	6286	6456	6551	6683	6834	6910	7042	7155	7288	7476	8138

flared front settee - arm



mirador 8012CL



Two-seat module
Left arm facing
Closed angle end
Polished aluminum leg
Upholstered

All necessary ganging brackets are included and pre-installed

When using a combination of fabrics or leathers, specify the application by designating the appropriate letter, shown below, on the purchase order. Yardage shown must be used.

- A) One fabric or leather for seat cushion
yardage: 5.5 yds. leather: 90.0 sq. ft.
- B) One fabric or leather for inside back, outside back and side arm
yardage: 4.25 yds. leather: 70.0 sq. ft.

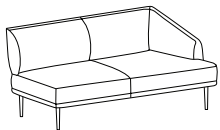
See terms and conditions for contrasting upholstery upcharges.

SCS Indoor Advantage™ Gold and LEVEL® 2 certified. See terms and conditions for additional environmental information.

Seat Height	Arm Height	W	D	H	Fabric	Leather	Weight	Cubes/Qty
16½"	21½ -29"	66"	31¼ -34¼"	29"	8.5 yds.	144.0'	152 lbs.	68.33/1
419 mm	546-737 mm	1676 mm	794-870 mm	737 mm	7.8 m	13.4 sqm	69.1 kg	1.93 cu.

COM	COL	1	2	3	4	5	6	7	8	9	10	11
5436	5606	6286	6456	6551	6683	6834	6910	7042	7155	7288	7476	8138

mirador 8013AR



Two-seat module
Right arm facing
Straight end
Polished aluminum leg
Upholstered

All necessary ganging brackets are included and pre-installed

When using a combination of fabrics or leathers, specify the application by designating the appropriate letter, shown below, on the purchase order. Yardage shown must be used.

- A) One fabric or leather for seat cushion
yardage: 5.5 yds. leather: 90.0 sq. ft.
- B) One fabric or leather for inside back, outside back and side arm
yardage: 4.25 yds. leather: 70.0 sq. ft.

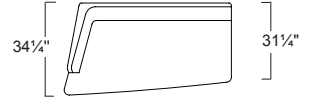
See terms and conditions for contrasting upholstery upcharges.

SCS Indoor Advantage™ Gold and LEVEL® 2 certified. See terms and conditions for additional environmental information.

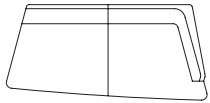
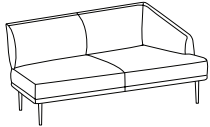
Seat Height	Arm Height	W	D	H	Fabric	Leather	Weight	Cubes/Qty
16½"	21½ -29"	66"	31¼ -34¼"	29"	8.5 yds.	144.0'	152 lbs.	68.33/1
419 mm	546-737 mm	1676 mm	794-870 mm	737 mm	7.8 m	13.4 sqm	69.1 kg	1.93 cu.

COM	COL	1	2	3	4	5	6	7	8	9	10	11
5436	5606	6286	6456	6551	6683	6834	6910	7042	7155	7288	7476	8138

flared front settee - arm



mirador 8013BR



Two-seat module
Right arm facing
Open angle end
Polished aluminum leg
Upholstered

All necessary ganging brackets are included and pre-installed

When using a combination of fabrics or leathers, specify the application by designating the appropriate letter, shown below, on the purchase order. Yardage shown must be used.

- A) One fabric or leather for seat cushion
yardage: 5.5 yds. leather: 90.0 sq. ft.
- B) One fabric or leather for inside back, outside back and side arm
yardage: 4.25 yds. leather: 70.0 sq. ft.

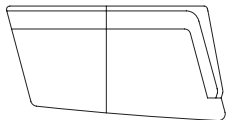
See terms and conditions for contrasting upholstery upcharges.

SCS Indoor Advantage™ Gold and LEVEL® 2 certified. See terms and conditions for additional environmental information.

Seat Height	Arm Height	W	D	H	Fabric	Leather	Weight	Cubes/Qty
16½"	21½ -29"	73"	31¼ -34¼"	29"	8.5 yds.	144.0'	155 lbs.	80.67/1
419 mm	546-737 mm	1854 mm	794-870 mm	737 mm	7.8 m	13.4 sqm	70.5 kg	2.28 cu.

COM	COL	1	2	3	4	5	6	7	8	9	10	11
5436	5606	6286	6456	6551	6683	6834	6910	7042	7155	7288	7476	8138

mirador 8013CR



Two-seat module
Right arm facing
Closed angle end
Polished aluminum leg
Upholstered

All necessary ganging brackets are included and pre-installed

When using a combination of fabrics or leathers, specify the application by designating the appropriate letter, shown below, on the purchase order. Yardage shown must be used.

- A) One fabric or leather for seat cushion
yardage: 5.5 yds. leather: 90.0sq. ft.
- B) One fabric or leather for inside back, outside back and side arm
yardage: 4.25 yds. leather: 70.0 sq. ft.

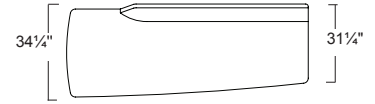
See terms and conditions for contrasting upholstery upcharges.

SCS Indoor Advantage™ Gold and LEVEL® 2 certified. See terms and conditions for additional environmental information.

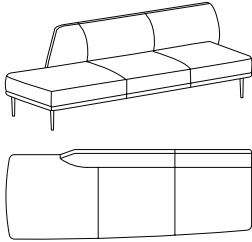
Seat Height	Arm Height	W	D	H	Fabric	Leather	Weight	Cubes/Qty
16½"	21½ -29"	66"	31¼ -34¼"	29"	8.5 yds.	144.0'	152 lbs.	68.33/1
419 mm	546-737 mm	1676 mm	794-870 mm	737 mm	7.8 m	13.4 sqm	69.1 kg	1.93 cu.

COM	COL	1	2	3	4	5	6	7	8	9	10	11
5436	5606	6286	6456	6551	6683	6834	6910	7042	7155	7288	7476	8138

flared front sofa - armless



mirador 8020AL



Three-seat armless module
Straight end
Polished aluminum leg
Upholstered

All necessary ganging brackets are included and pre-installed

When using a combination of fabrics or leathers, specify the application by designating the appropriate letter, shown below, on the purchase order. Yardage shown must be used.

- A) One fabric or leather for seat cushion
yardage: 7.5 yds. leather: 122.0 sq. ft.
- B) One fabric or leather for inside back and outside back
yardage: 4.5 yds. leather: 73.0 sq. ft.

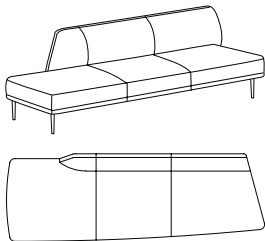
See terms and conditions for contrasting upholstery upcharges.

SCS Indoor Advantage™ Gold and LEVEL® 2 certified. See terms and conditions for additional environmental information.

Seat Height	Arm Height	W	D	H	Fabric	Leather	Weight	Cubes/Qty
16½"	-	96"	31¼ -34¼"	29"	10.25 yds.	150.0'	200 lbs.	101.65'/1
419 mm	-	2438 mm	794-870 mm	737 mm	9.4 m	14.0 sqm	90.9 kg	2.87 cu.

COM	COL	1	2	3	4	5	6	7	8	9	10	11
5826	6031	6851	7056	7170	7330	7512	7603	7763	7899	8059	8286	9084

mirador 8020BL



Three-seat armless module
Open angle end
Polished aluminum leg
Upholstered

All necessary ganging brackets are included and pre-installed

When using a combination of fabrics or leathers, specify the application by designating the appropriate letter, shown below, on the purchase order. Yardage shown must be used.

- A) One fabric or leather for seat cushion
yardage: 7.5 yds. leather: 122.0 sq. ft.
- B) One fabric or leather for inside back and outside back
yardage: 4.5 yds. leather: 73.0 sq. ft.

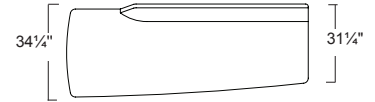
See terms and conditions for contrasting upholstery upcharges.

SCS Indoor Advantage™ Gold and LEVEL® 2 certified. See terms and conditions for additional environmental information.

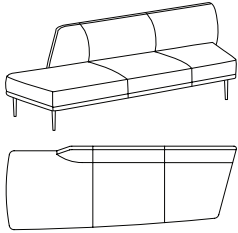
Seat Height	Arm Height	W	D	H	Fabric	Leather	Weight	Cubes/Qty
16½"	-	103"	31¼ -34¼"	29"	10.25 yds.	150.0'	205 lbs.	97.97'/1
419 mm	-	2616 mm	794-870 mm	737 mm	9.4 m	14.0 sqm	93.2 kg	2.77 cu.

COM	COL	1	2	3	4	5	6	7	8	9	10	11
5826	6031	6851	7056	7170	7330	7512	7603	7763	7899	8059	8286	9084

flared front sofa - armless



mirador 8020CL



Three-seat armless module
Closed angle end
Polished aluminum leg
Upholstered

All necessary ganging brackets are included and pre-installed

When using a combination of fabrics or leathers, specify the application by designating the appropriate letter, shown below, on the purchase order. Yardage shown must be used.

- A) One fabric or leather for seat cushion
yardage: 7.5 yds. leather: 122.0 sq. ft.
- B) One fabric or leather for inside back and outside back
yardage: 4.5 yds. leather: 73.0 sq. ft.

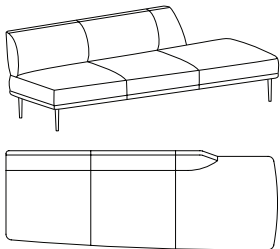
See terms and conditions for contrasting upholstery upcharges.

SCS Indoor Advantage™ Gold and LEVEL® 2 certified. See terms and conditions for additional environmental information.

Seat Height	Arm Height	W	D	H	Fabric	Leather	Weight	Cubes/Qty
16½"	-	96"	31¼ -34¼"	29"	10.25 yds.	150.0'	200 lbs.	101.65/1
419 mm	-	2438 mm	794-870 mm	737 mm	9.4 m	14.0 sqm	90.9 kg	2.87 cu.

COM	COL	1	2	3	4	5	6	7	8	9	10	11
5826	6031	6851	7056	7170	7330	7512	7603	7763	7899	8059	8286	9084

mirador 8021AR



Three-seat armless module
Straight end
Polished aluminum leg
Upholstered

All necessary ganging brackets are included and pre-installed

When using a combination of fabrics or leathers, specify the application by designating the appropriate letter, shown below, on the purchase order. Yardage shown must be used.

- A) One fabric or leather for seat cushion
yardage: 7.5 yds. leather: 122.0 sq. ft.
- B) One fabric or leather for inside back and outside back
yardage: 4.5 yds. leather: 73.0 sq. ft.

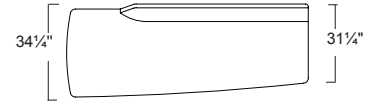
See terms and conditions for contrasting upholstery upcharges.

SCS Indoor Advantage™ Gold and LEVEL® 2 certified. See terms and conditions for additional environmental information.

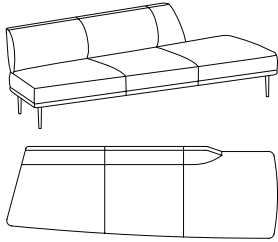
Seat Height	Arm Height	W	D	H	Fabric	Leather	Weight	Cubes/Qty
16½"	-	96"	31¼ -34¼"	29"	10.25 yds.	150.0'	200 lbs.	101.65/1
419 mm	-	2438 mm	794-870 mm	737 mm	9.4 m	14.0 sqm	90.9 kg	2.87 cu.

COM	COL	1	2	3	4	5	6	7	8	9	10	11
5826	6031	6851	7056	7170	7330	7512	7603	7763	7899	8059	8286	9084

flared front sofa - armless



mirador 8021BR



Three-seat armless module
Open angle end
Polished aluminum leg
Upholstered

All necessary ganging brackets are included and pre-installed

When using a combination of fabrics or leathers, specify the application by designating the appropriate letter, shown below, on the purchase order. Yardage shown must be used.

- A) One fabric or leather for seat cushion
yardage: 7.5 yds. leather: 122.0 q. ft.
- B) One fabric or leather for inside back and outside back
yardage: 4.5 yds. leather: 73.0 sq. ft.

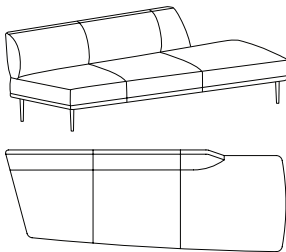
See terms and conditions for contrasting upholstery upcharges.

SCS Indoor Advantage™ Gold and LEVEL® 2 certified. See terms and conditions for additional environmental information.

Seat Height	Arm Height	W	D	H	Fabric	Leather	Weight	Cubes/Qty
16½"	-	103"	31¼ -34¼"	29"	10.25 yds.	150.0'	205 lbs.	97.97/1
419 mm	-	2616 mm	794-870 mm	737 mm	9.4 m	14.0 sqm	93.2 kg	2.77 cu.

COM	COL	1	2	3	4	5	6	7	8	9	10	11
5826	6031	6851	7056	7170	7330	7512	7603	7763	7899	8059	8286	9084

mirador 8021CR



Three-seat armless module
Closed angle end
Polished aluminum leg
Upholstered

All necessary ganging brackets are included and pre-installed

When using a combination of fabrics or leathers, specify the application by designating the appropriate letter, shown below, on the purchase order. Yardage shown must be used.

- A) One fabric or leather for seat cushion
yardage: 7.5 yds. leather: 122.0 sq. ft.
- B) One fabric or leather for inside back and outside back
yardage: 4.5 yds. leather: 73.0 sq. ft.

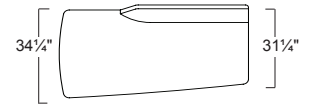
See terms and conditions for contrasting upholstery upcharges.

SCS Indoor Advantage™ Gold and LEVEL® 2 certified. See terms and conditions for additional environmental information.


Seat Height	Arm Height	W	D	H	Fabric	Leather	Weight	Cubes/Qty
16½"	-	96"	31¼ -34¼"	29"	10.25 yds.	150.0'	200 lbs.	101.65/1
419 mm	-	2438 mm	794-870 mm	737 mm	9.4 m	14.0 sqm	90.9 kg	2.87 cu.

COM	COL	1	2	3	4	5	6	7	8	9	10	11
5826	6031	6851	7056	7170	7330	7512	7603	7763	7899	8059	8286	9084

flared front settee - armless



mirador 8022AL



Two-seat armless module
Straight end
Polished aluminum leg
Upholstered

All necessary ganging brackets are included and pre-installed

When using a combination of fabrics or leathers, specify the application by designating the appropriate letter, shown below, on the purchase order. Yardage shown must be used.

- A) One fabric or leather for seat cushion
yardage: 5.5 yds. leather: 90.0 sq. ft.
- B) One fabric or leather for inside back and outside back
yardage: 3.0 yds. leather: 50.0 sq. ft.

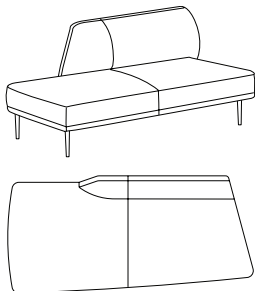
See terms and conditions for contrasting upholstery upcharges.

SCS Indoor Advantage™ Gold and LEVEL® 2 certified. See terms and conditions for additional environmental information.

Seat Height	Arm Height	W	D	H	Fabric	Leather	Weight	Cubes/Qty
16½"	-	66"	31¼ -34¼"	29"	7.5 yds.	100.0'	142 lbs.	68.33'/1
419 mm	-	1676 mm	794-870 mm	737 mm	6.9 m	9.3 sqm	64.5 kg	1.93 cu.

COM	COL	1	2	3	4	5	6	7	8	9	10	11
4853	5003	5603	5753	5837	5953	6087	6153	6270	6370	6487	6653	7237

mirador 8022BL



Two-seat armless module
Open angle end
Polished aluminum leg
Upholstered

All necessary ganging brackets are included and pre-installed

When using a combination of fabrics or leathers, specify the application by designating the appropriate letter, shown below, on the purchase order. Yardage shown must be used.

- A) One fabric or leather for seat cushion
yardage: 5.5 yds. leather: 90.0 sq. ft.
- B) One fabric or leather for inside back and outside back
yardage: 3.0 yds. leather: 50.0 sq. ft.

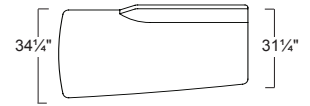
See terms and conditions for contrasting upholstery upcharges.

SCS Indoor Advantage™ Gold and LEVEL® 2 certified. See terms and conditions for additional environmental information.


Seat Height	Arm Height	W	D	H	Fabric	Leather	Weight	Cubes/Qty
16½"	-	73"	31¼ -34¼"	29"	7.5 yds.	100.0'	147 lbs.	80.67'/1
419 mm	-	1854 mm	794-870 mm	737 mm	6.9 m	9.3 sqm	66.8 kg	2.28cu.

COM	COL	1	2	3	4	5	6	7	8	9	10	11
4853	5003	5603	5753	5837	5953	6087	6153	6270	6370	6487	6653	7237

flared front settee - armless



mirador 8022CL



Two-seat armless module
Closed angle end
Polished aluminum leg
Upholstered

All necessary ganging brackets are included and pre-installed

When using a combination of fabrics or leathers, specify the application by designating the appropriate letter, shown below, on the purchase order. Yardage shown must be used.

- A) One fabric or leather for seat cushion
yardage: 5.5 yds. leather: 90.0 sq. ft.
- B) One fabric or leather for inside back and outside back
yardage: 3.0 yds. leather: 50.0 sq. ft.

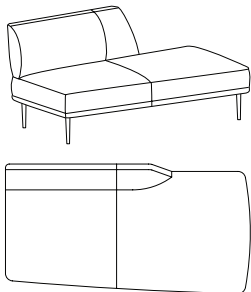
See terms and conditions for contrasting upholstery upcharges.

SCS Indoor Advantage™ Gold and LEVEL® 2 certified. See terms and conditions for additional environmental information.

Seat Height	Arm Height	W	D	H	Fabric	Leather	Weight	Cubes/Qty
16½"	-	66"	31¼ -34¼"	29"	7.5 yds.	100.0'	142 lbs.	68.33'/1
419 mm	-	1676 mm	794-870 mm	727 mm	6.9 m	9.3 sqm	64.5 kg	1.93 cu.

COM	COL	1	2	3	4	5	6	7	8	9	10	11
4853	5003	5603	5753	5837	5953	6087	6153	6270	6370	6487	6653	7237

mirador 8023AR



Two-seat armless module
Straight end
Polished aluminum leg
Upholstered

All necessary ganging brackets are included and pre-installed

When using a combination of fabrics or leathers, specify the application by designating the appropriate letter, shown below, on the purchase order. Yardage shown must be used.

- A) One fabric or leather for seat cushion
yardage: 5.5 yds. leather: 90.0 sq. ft.
- B) One fabric or leather for inside back and outside back
yardage: 3.0 yds. leather: 50.0 sq. ft.

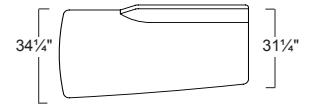
See terms and conditions for contrasting upholstery upcharges.

SCS Indoor Advantage™ Gold and LEVEL® 2 certified. See terms and conditions for additional environmental information.

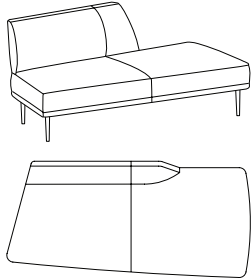
Seat Height	Arm Height	W	D	H	Fabric	Leather	Weight	Cubes/Qty
16½"	-	66"	31¼ -34¼"	29"	7.5 yds.	100.0'	142 lbs.	68.33'/1
419 mm	-	1676 mm	794-870 mm	737 mm	6.9 m	9.3 sqm	64.5 kg	1.93 cu.

COM	COL	1	2	3	4	5	6	7	8	9	10	11
4853	5003	5603	5753	5837	5953	6087	6153	6270	6370	6487	6653	7237

flared front settee - armless



mirador 8023BR



Two-seat armless module
Open angle end
Polished aluminum leg
Upholstered

All necessary ganging brackets are included and pre-installed

When using a combination of fabrics or leathers, specify the application by designating the appropriate letter, shown below, on the purchase order. Yardage shown must be used.

See terms and conditions for contrasting upholstery upcharges.

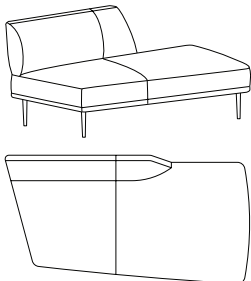
- A) One fabric or leather for seat cushion
yardage: 5.5 yds. leather: 90.0 sq. ft.
- B) One fabric or leather for inside back and outside back
yardage: 3.0 yds. leather: 50.0 sq. ft.

SCS Indoor Advantage™ Gold and LEVEL® 2 certified. See terms and conditions for additional environmental information.

Seat Height	Arm Height	W	D	H	Fabric	Leather	Weight	Cubes/Qty
16½"	-	73"	31¼ -34¼"	29"	7.5 yds.	100.0'	147 lbs.	80.67/1
419 mm	-	1854 mm	794-870 mm	737 mm	6.9 m	9.3 sqm	66.8 kg	2.28cu.

COM	COL	1	2	3	4	5	6	7	8	9	10	11
4853	5003	5603	5753	5837	5953	6087	6153	6270	6370	6487	6653	7237

mirador 8023CR



Two-seat armless module
Closed angle end
Polished aluminum leg
Upholstered

All necessary ganging brackets are included and pre-installed

When using a combination of fabrics or leathers, specify the application by designating the appropriate letter, shown below, on the purchase order. Yardage shown must be used.

See terms and conditions for contrasting upholstery upcharges.

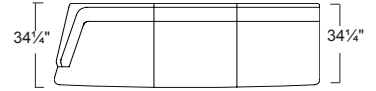
- A) One fabric or leather for seat cushion
yardage: 5.5 yds. leather: 90.0 sq. ft.
- B) One fabric or leather for inside back and outside back
yardage: 3.0 yds. leather: 50.0 sq. ft.

SCS Indoor Advantage™ Gold and LEVEL® 2 certified. See terms and conditions for additional environmental information.

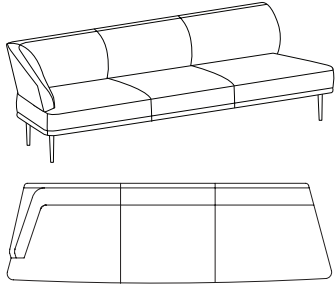
Seat Height	Arm Height	W	D	H	Fabric	Leather	Weight	Cubes/Qty
16½"	-	66"	31¼ -34¼"	29"	7.5 yds.	100.0'	142 lbs.	68.33/1
419 mm	-	1676 mm	794-870 mm	737 mm	6.9 m	9.3 sqm	64.5 kg	1.93 cu.

COM	COL	1	2	3	4	5	6	7	8	9	10	11
4853	5003	5603	5753	5837	5953	6087	6153	6270	6370	6487	6653	7237

non-flared front sofa - arm



mirador 8016 BL



Three-seat module
Left arm facing
Open angle end
Polished aluminum leg
Upholstered

All necessary ganging brackets are included and pre-installed

When using a combination of fabrics or leathers, specify the application by designating the appropriate letter, shown below, on the purchase order. Yardage shown must be used.

- A) One fabric or leather for seat cushion
yardage: 7.5 yds. leather: 122.0 sq. ft.
- B) One fabric or leather for inside back, outside back and side arm
yardage: 5.75 yds. leather: 95.0 sq. ft.

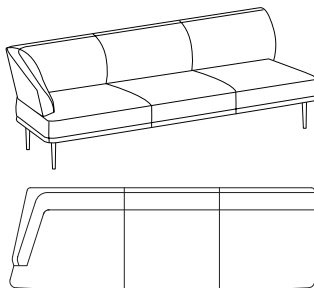
See terms and conditions for contrasting upholstery upcharges.

SCS Indoor Advantage™ Gold and LEVEL® 2 certified. See terms and conditions for additional environmental information.

Seat Height	Arm Height	W	D	H	Fabric	Leather	Weight	Cubes/Qty
16½"	21½ -29"	103"	31¼"	29"	11.2 yds.	168.0'	225 lbs.	97.97'/1
419 mm	546-737 mm	2616 mm	794 mm	737 mm	10.3 m	15.6 sqm	102.3 kg	2.77 cu.

COM	COL	1	2	3	4	5	6	7	8	9	10	11
6791	7011	7891	8111	8234	8405	8600	8698	8869	9016	9187	9431	10287

mirador 8016AL



Three-seat module
Left arm facing
Straight end
Polished aluminum leg
Upholstered

All necessary ganging brackets are included and pre-installed

When using a combination of fabrics or leathers, specify the application by designating the appropriate letter, shown below, on the purchase order. Yardage shown must be used.

- A) One fabric or leather for seat cushion
yardage: 7.5 yds. leather: 122.0 sq. ft.
- B) One fabric or leather for inside back, outside back and side arm
yardage: 5.75 yds. leather: 95.0 sq. ft.

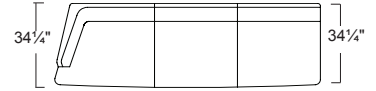
See terms and conditions for contrasting upholstery upcharges.

SCS Indoor Advantage™ Gold and LEVEL® 2 certified. See terms and conditions for additional environmental information.

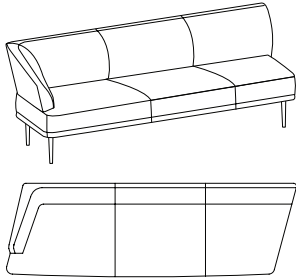
Seat Height	Arm Height	W	D	H	Fabric	Leather	Weight	Cubes/Qty
16½"	21½ -29"	96"	31¼"	29"	11.2 yds.	168.0'	220 lbs.	101.65'/1
419 mm	546-737 mm	2438 mm	794 mm	737 mm	10.3 m	15.6 sqm	100.0 kg	2.87 cu.

COM	COL	1	2	3	4	5	6	7	8	9	10	11
6791	7011	7891	8111	8234	8405	8600	8698	8869	9016	9187	9431	10287

non-flared front sofa - arm



mirador 8016CL



Three-seat module
Left arm facing
Closed angle end
Polished aluminum leg
Upholstered

All necessary ganging brackets are included and pre-installed

When using a combination of fabrics or leathers, specify the application by designating the appropriate letter, shown below, on the purchase order. Yardage shown must be used.

- A) One fabric or leather for seat cushion
yardage: 7.5 yds. leather: 122.0 sq. ft.
- B) One fabric or leather for inside back, outside back and side arm
yardage: 5.75 yds. leather: 95.0 sq. ft.

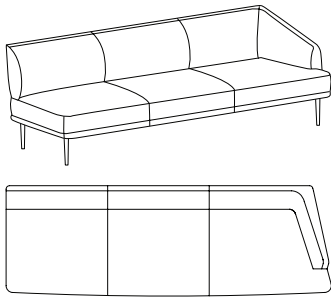
See terms and conditions for contrasting upholstery upcharges.

SCS Indoor Advantage™ Gold and LEVEL® 2 certified. See terms and conditions for additional environmental information.

Seat Height	Arm Height	W	D	H	Fabric	Leather	Weight	Cubes/Qty
16½"	21½ -29"	96"	31¼"	29"	11.2 yds.	168.0'	220 lbs.	101.65/1
419 mm	546-737 mm	2438 mm	794 mm	737 mm	10.3 m	15.6 sqm	100.0 kg	2.87 cu.

COM	COL	1	2	3	4	5	6	7	8	9	10	11
6791	7011	7891	8111	8234	8405	8600	8698	8869	9016	9187	9431	10287

mirador 8017AR



Three-seat module
Right arm facing
Straight end
Polished aluminum leg
Upholstered

All necessary ganging brackets are included and pre-installed

When using a combination of fabrics or leathers, specify the application by designating the appropriate letter, shown below, on the purchase order. Yardage shown must be used.

- A) One fabric or leather for seat cushion
yardage: 7.5 yds. leather: 122.0 sq. ft.
- B) One fabric or leather for inside back, outside back and side arm
yardage: 5.75 yds. leather: 95.0 sq. ft.

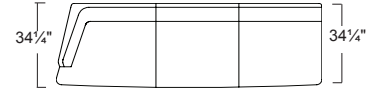
See terms and conditions for contrasting upholstery upcharges.

SCS Indoor Advantage™ Gold and LEVEL® 2 certified. See terms and conditions for additional environmental information.

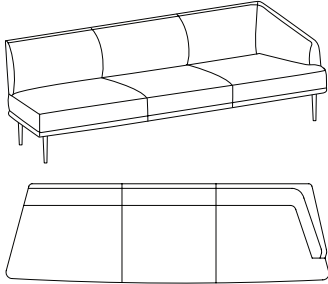
Seat Height	Arm Height	W	D	H	Fabric	Leather	Weight	Cubes/Qty
16½"	21½ -29"	96"	31¼"	29"	11.2 yds.	168.0'	220 lbs.	101.65/1
419 mm	546-737 mm	2438 mm	794 mm	737 mm	10.3 m	15.6 sqm	100.0 kg	2.87 cu.

COM	COL	1	2	3	4	5	6	7	8	9	10	11
6791	7011	7891	8111	8234	8405	8600	8698	8869	9016	9187	9431	10287

non-flared front sofa - arm



mirador 8017BR



Three-seat module
Right arm facing
Open angle end
Polished aluminum leg
Upholstered

All necessary ganging brackets are included and pre-installed

When using a combination of fabrics or leathers, specify the application by designating the appropriate letter, shown below, on the purchase order. Yardage shown must be used.

- A) One fabric or leather for seat cushion
yardage: 7.5 yds. leather: 122.0 sq. ft.
- B) One fabric or leather for inside back, outside back and side arm
yardage: 5.75 yds. leather: 95.0 sq. ft.

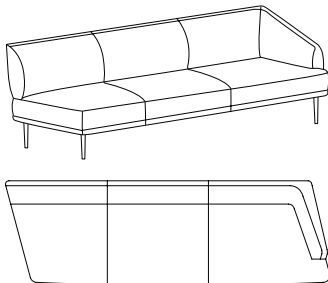
See terms and conditions for contrasting upholstery upcharges.

SCS Indoor Advantage™ Gold and LEVEL® 2 certified. See terms and conditions for additional environmental information.

Seat Height	Arm Height	W	D	H	Fabric	Leather	Weight	Cubes/Qty
16½"	21½ -29"	103"	31¼"	29"	11.2 yds.	168.0'	225 lbs.	97.97'/1
419 mm	546-737 mm	2616 mm	794 mm	737 mm	10.3 m	15.6 sqm	102.3 kg	2.77 cu.

COM	COL	1	2	3	4	5	6	7	8	9	10	11
6791	7011	7891	8111	8234	8405	8600	8698	8869	9016	9187	9431	10287

mirador 8017CR



Three-seat module
Right arm facing
Closed angle end
Polished aluminum leg
Upholstered

All necessary ganging brackets are included and pre-installed

When using a combination of fabrics or leathers, specify the application by designating the appropriate letter, shown below, on the purchase order. Yardage shown must be used.

- A) One fabric or leather for seat cushion
yardage: 7.5 yds. leather: 122.0 sq. ft.
- B) One fabric or leather for inside back, outside back and side arm
yardage: 5.75 yds. leather: 95.0 sq. ft.

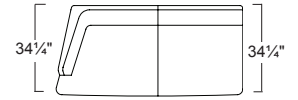
See terms and conditions for contrasting upholstery upcharges.

SCS Indoor Advantage™ Gold and LEVEL® 2 certified. See terms and conditions for additional environmental information.

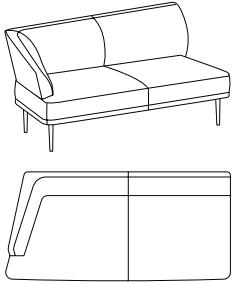
Seat Height	Arm Height	W	D	H	Fabric	Leather	Weight	Cubes/Qty
16½"	21½ -29"	96"	31¼"	29"	11.2 yds.	168.0'	220 lbs.	101.65'/1
419 mm	546-737 mm	2438 mm	794 mm	737 mm	10.3 m	15.6 sqm	100.0 kg	2.87 cu.

COM	COL	1	2	3	4	5	6	7	8	9	10	11
6791	7011	7891	8111	8234	8405	8600	8698	8869	9016	9187	9431	10287

non-flared front settee - arm



mirador 8018AL



Two-seat module
Left arm facing
Straight end
Polished aluminum leg
Upholstered

All necessary ganging brackets are included and pre-installed

When using a combination of fabrics or leathers, specify the application by designating the appropriate letter, shown below, on the purchase order. Yardage shown must be used.

- A) One fabric or leather for seat cushion
yardage: 5.5 yds. leather: 90.0 sq. ft.
- B) One fabric or leather for inside back, outside back and side arm
yardage: 4.25 yds. leather: 70.0 sq. ft.

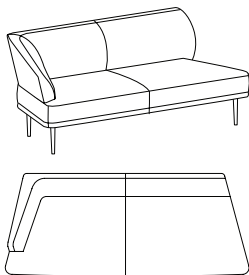
See terms and conditions for contrasting upholstery upcharges.

SCS Indoor Advantage™ Gold and LEVEL® 2 certified. See terms and conditions for additional environmental information.

Seat Height	Arm Height	W	D	H	Fabric	Leather	Weight	Cubes/Qty
16½"	21½"-29"	66"	31¼"	29"	8.5 yds.	144.0'	152 lbs.	68.33'/1
419 mm	546-737 mm	1676 mm	794 mm	737 mm	7.8 m	13.4 sqm	69.1 kg	1.93 cu.

COM	COL	1	2	3	4	5	6	7	8	9	10	11
5436	5606	6286	6456	6551	6683	6834	6910	7042	7155	7288	7476	8138

mirador 8018BL



Two-seat module
Left arm facing
Open angle end
Polished aluminum leg
Upholstered

All necessary ganging brackets are included and pre-installed

When using a combination of fabrics or leathers, specify the application by designating the appropriate letter, shown below, on the purchase order. Yardage shown must be used.

- A) One fabric or leather for seat cushion
yardage: 5.5 yds. leather: 90.0 sq. ft.
- B) One fabric or leather for inside back, outside back and side arm
yardage: 4.25 yds. leather: 70.0 sq. ft.

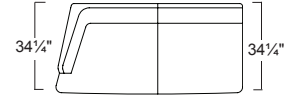
See terms and conditions for contrasting upholstery upcharges.

SCS Indoor Advantage™ Gold and LEVEL® 2 certified. See terms and conditions for additional environmental information.


Seat Height	Arm Height	W	D	H	Fabric	Leather	Weight	Cubes/Qty
16½"	21½"-29"	73"	31¼"	29"	8.5 yds.	144.0'	157 lbs.	80.67'/1
419 mm	546-737 mm	1854 mm	794 mm	737 mm	7.8 m	13.4 sqm	71.4 kg	2.28 cu.

COM	COL	1	2	3	4	5	6	7	8	9	10	11
5436	5606	6286	6456	6551	6683	6834	6910	7042	7155	7288	7476	8138

non-flared front settee - arm



mirador 8018CL



Two-seat module
Left arm facing
Closed angle end
Polished aluminum leg
Upholstered

All necessary ganging brackets are included and pre-installed

When using a combination of fabrics or leathers, specify the application by designating the appropriate letter, shown below, on the purchase order. Yardage shown must be used.

- A) One fabric or leather for seat cushion
yardage: 5.5 yds. leather: 90.0 sq. ft.
- B) One fabric or leather for inside back, outside back and side arm
yardage: 4.25 yds. leather: 70.0 sq. ft.

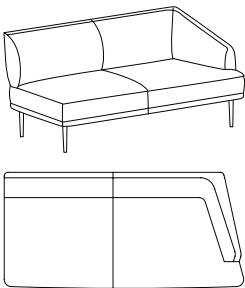
See terms and conditions for contrasting upholstery upcharges.

SCS Indoor Advantage™ Gold and LEVEL® 2 certified. See terms and conditions for additional environmental information.

Seat Height	Arm Height	W	D	H	Fabric	Leather	Weight	Cubes/Qty
16½"	21½"-29"	66"	31¼"	29"	8.5 yds.	144.0'	152 lbs.	68.33/1
419 mm	546-737 mm	1676 mm	794 mm	737 mm	7.8 m	13.4 sqm	69.1 kg	1.93 cu.

COM	COL	1	2	3	4	5	6	7	8	9	10	11
5436	5606	6286	6456	6551	6683	6834	6910	7042	7155	7288	7476	8138

mirador 8019AR



Two-seat module
Right arm facing
Straight end
Polished aluminum leg
Upholstered

All necessary ganging brackets are included and pre-installed

When using a combination of fabrics or leathers, specify the application by designating the appropriate letter, shown below, on the purchase order. Yardage shown must be used.

- A) One fabric or leather for seat cushion
yardage: 5.5 yds. leather: 90.0 sq. ft.
- B) One fabric or leather for inside back, outside back and side arm
yardage: 4.25 yds. leather: 70.0 sq. ft.

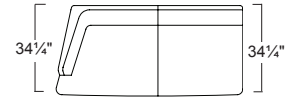
See terms and conditions for contrasting upholstery upcharges.

SCS Indoor Advantage™ Gold and LEVEL® 2 certified. See terms and conditions for additional environmental information.


Seat Height	Arm Height	W	D	H	Fabric	Leather	Weight	Cubes/Qty
16½"	21½"-29"	66"	31¼"	29"	8.5 yds.	144.0'	152 lbs.	68.33/1
419 mm	546-737 mm	1676 mm	794 mm	737 mm	7.8 m	13.4 sqm	69.1 kg	1.93 cu.

COM	COL	1	2	3	4	5	6	7	8	9	10	11
5436	5606	6286	6456	6551	6683	6834	6910	7042	7155	7288	7476	8138

non-flared front settee - arm



mirador 8019BR



Two-seat module
Right arm facing
Open angle end
Polished aluminum leg
Upholstered

All necessary ganging brackets are included and pre-installed

When using a combination of fabrics or leathers, specify the application by designating the appropriate letter, shown below, on the purchase order. Yardage shown must be used.

- A) One fabric or leather for seat cushion
yardage: 5.5 yds. leather: 90.0 sq. ft.
- B) One fabric or leather for inside back, outside back and side arm
yardage: 4.25 yds. leather: 70.0 sq. ft.

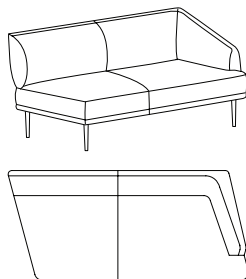
See terms and conditions for contrasting upholstery upcharges.

SCS Indoor Advantage™ Gold and LEVEL® 2 certified. See terms and conditions for additional environmental information.

Seat Height	Arm Height	W	D	H	Fabric	Leather	Weight	Cubes/Qty
16½"	21½ -29"	73"	31¼"	29"	8.5 yds.	144.0'	157 lbs.	80.67/1
419 mm	546-737 mm	1854 mm	794 mm	737 mm	7.8 m	13.4 sqm	71.4 kg	2.28 cu.

COM	COL	1	2	3	4	5	6	7	8	9	10	11
5436	5606	6286	6456	6551	6683	6834	6910	7042	7155	7288	7476	8138

mirador 8019CR



Two-seat module
Right arm facing
Closed angle end
Polished aluminum leg
Upholstered

All necessary ganging brackets are included and pre-installed

When using a combination of fabrics or leathers, specify the application by designating the appropriate letter, shown below, on the purchase order. Yardage shown must be used.

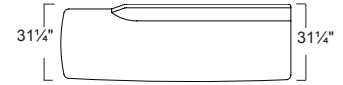
- A) One fabric or leather for seat cushion
yardage: 5.5 yds. leather: 90.0 sq. ft.
- B) One fabric or leather for inside back, outside back and side arm
yardage: 4.25 yds. leather: 70.0 sq. ft.

See terms and conditions for contrasting upholstery upcharges.

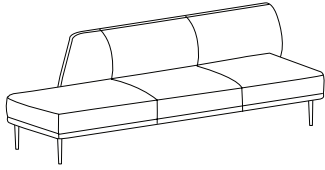
SCS Indoor Advantage™ Gold and LEVEL® 2 certified. See terms and conditions for additional environmental information.

Seat Height	Arm Height	W	D	H	Fabric	Leather	Weight	Cubes/Qty
16½"	21½ -29"	66"	31¼"	29"	8.5 yds.	144.0'	152 lbs.	68.33/1
419 mm	546-737 mm	1676 mm	794 mm	737 mm	7.8 m	13.4 sqm	69.1 kg	1.93 cu.

COM	COL	1	2	3	4	5	6	7	8	9	10	11
5436	5606	6286	6456	6551	6683	6834	6910	7042	7155	7288	7476	8138




mirador 8026AL



**Three-seat armless
Straight end
Polished aluminum leg
Upholstered**

All necessary ganging brackets are included and pre-installed

When using a combination of fabrics or leathers, specify the application by designating the appropriate letter, shown below, on the purchase order. Yardage shown must be used.



- A) One fabric or leather for seat cushion
yardage: 7.5 yds. leather: 122.0 sq. ft.
- B) One fabric or leather for inside back and outside back
yardage: 4.5 yds. leather: 73.0 sq. ft.

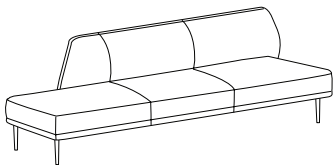
See terms and conditions for contrasting upholstery upcharges.

SCS Indoor Advantage™ Gold and LEVEL® 2 certified. See terms and conditions for additional environmental information.

Seat Height	Arm Height	W	D	H	Fabric	Leather	Weight	Cubes/Qty
16½"	-	96"	31¼"	29"	10.2 yds.	150.0'	201 lbs.	101.65'/1
419 mm	-	2438 mm	794 mm	737 mm	9.4 m	14.0 sqm	91.4 kg	2.87 cu.

COM	COL	1	2	3	4	5	6	7	8	9	10	11
5826	6031	6851	7056	7170	7330	7512	7603	7763	7899	8059	8286	9084

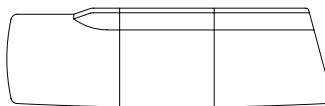
mirador 8026BL



**Three-seat armless
Open angle end
Polished aluminum leg
Upholstered**

All necessary ganging brackets are included and pre-installed

When using a combination of fabrics or leathers, specify the application by designating the appropriate letter, shown below, on the purchase order. Yardage shown must be used.



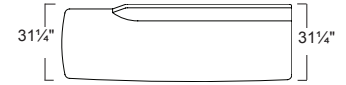
- A) One fabric or leather for seat cushion
yardage: 7.5 yds. leather: 122.0 sq. ft.
- B) One fabric or leather for inside back and outside back
yardage: 4.5 yds. leather: 73.0 sq. ft.

See terms and conditions for contrasting upholstery upcharges.

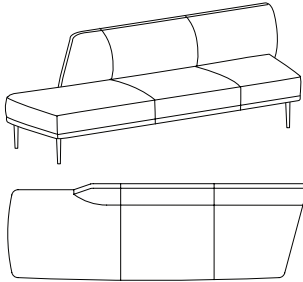
SCS Indoor Advantage™ Gold and LEVEL® 2 certified. See terms and conditions for additional environmental information.

Seat Height	Arm Height	W	D	H	Fabric	Leather	Weight	Cubes/Qty
16½"	-	103"	31¼"	29"	10.2 yds.	150.0'	206 lbs.	97.97'/1
419 mm	-	2616 mm	794 mm	737 mm	9.4 m	14.0 sqm	93.6 kg	2.77 cu.

COM	COL	1	2	3	4	5	6	7	8	9	10	11
5826	6031	6851	7056	7170	7330	7512	7603	7763	7899	8059	8286	9084



mirador 8026CL



**Three-seat armless
Closed angle end
Polished aluminum leg
Upholstered**

All necessary ganging brackets are included and pre-installed

When using a combination of fabrics or leathers, specify the application by designating the appropriate letter, shown below, on the purchase order. Yardage shown must be used.

- A) One fabric or leather for seat cushion
yardage: 7.5 yds. leather: 122.0 sq. ft.
- B) One fabric or leather for inside back and outside back
yardage: 4.5 yds. leather: 73.0 sq. ft.

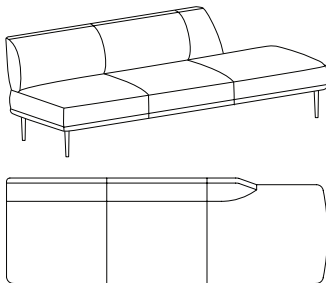
See terms and conditions for contrasting upholstery upcharges.

SCS Indoor Advantage™ Gold and LEVEL® 2 certified. See terms and conditions for additional environmental information.

Seat Height	Arm Height	W	D	H	Fabric	Leather	Weight	Cubes/Qty
16½"	-	96"	31¼"	29"	10.2 yds.	150.0'	201 lbs.	101.65/1
419 mm	-	2438 mm	794 mm	737 mm	9.4 m	14.0 sqm	91.4 kg	101.65/1

COM	COL	1	2	3	4	5	6	7	8	9	10	11
5826	6031	6851	7056	7170	7330	7512	7603	7763	7899	8059	8286	9084

mirador 8027AR



**Three-seat armless
Straight end
Polished aluminum leg
Upholstered**

All necessary ganging brackets are included and pre-installed

When using a combination of fabrics or leathers, specify the application by designating the appropriate letter, shown below, on the purchase order. Yardage shown must be used.

- A) One fabric or leather for seat cushion
yardage: 7.5 yds. leather: 122.0 sq. ft.
- B) One fabric or leather for inside back and outside back
yardage: 4.5 yds. leather: 73.0 sq. ft.

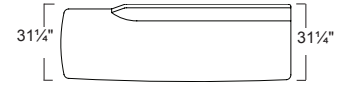
See terms and conditions for contrasting upholstery upcharges.

SCS Indoor Advantage™ Gold and LEVEL® 2 certified. See terms and conditions for additional environmental information.


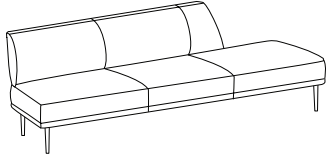
Seat Height	Arm Height	W	D	H	Fabric	Leather	Weight	Cubes/Qty
16½"	-	96"	31¼"	29"	10.2 yds.	150.0'	201 lbs.	101.65/1
419 mm	-	2438 mm	794 mm	737 mm	9.4 m	14.0 sqm	91.4 kg	2.87 cu.

COM	COL	1	2	3	4	5	6	7	8	9	10	11
5826	6031	6851	7056	7170	7330	7512	7603	7763	7899	8059	8286	9084

non-flared front sofa - armless



mirador 8027BR



Three-seat armless
Open angle end
Polished aluminum leg
Upholstered

All necessary ganging brackets are included and pre-installed

When using a combination of fabrics or leathers, specify the application by designating the appropriate letter, shown below, on the purchase order. Yardage shown must be used.

- A) One fabric or leather for seat cushion
yardage: 7.5 yds. leather: 122.0 sq. ft.
- B) One fabric or leather for inside back and outside back
yardage: 4.5 yds. leather: 73.0 sq. ft.


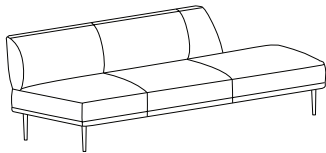
See terms and conditions for contrasting upholstery upcharges.

SCS Indoor Advantage™ Gold and LEVEL® 2 certified. See terms and conditions for additional environmental information.

Seat Height	Arm Height	W	D	H	Fabric	Leather	Weight	Cubes/Qty
16½"	-	103"	31¼"	29"	10.2 yds.	150.0'	206 lbs.	97.97'/1
419 mm	-	2616 mm	794 mm	737 mm	9.4 m	14.0 sqm	93.6 kg	97.97'/1

COM	COL	1	2	3	4	5	6	7	8	9	10	11
5826	6031	6851	7056	7170	7330	7512	7603	7763	7899	8059	8286	9084

mirador 8027CR



Three-seat armless
Closed angle end
Polished aluminum leg
Upholstered

All necessary ganging brackets are included and pre-installed

When using a combination of fabrics or leathers, specify the application by designating the appropriate letter, shown below, on the purchase order. Yardage shown must be used.

- A) One fabric or leather for seat cushion
yardage: 7.5 yds. leather: 122.0 sq. ft.
- B) One fabric or leather for inside back and outside back
yardage: 4.5 yds. leather: 73.0 sq. ft.

See terms and conditions for contrasting upholstery upcharges.

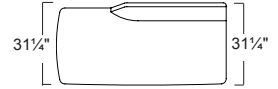
SCS Indoor Advantage™ Gold and LEVEL® 2 certified. See terms and conditions for additional environmental information.

Seat Height	Arm Height	W	D	H	Fabric	Leather	Weight	Cubes/Qty
16½"	-	96"	31¼"	29"	10.2 yds.	150.0'	201 lbs.	101.65'/1
419 mm	-	2438 mm	794 mm	737 mm	9.4 m	14.0 sqm	91.4 kg	2.87 cu.


COM	COL	1	2	3	4	5	6	7	8	9	10	11
5826	6031	6851	7056	7170	7330	7512	7603	7763	7899	8059	8286	9084

non-flared front settee - armless

mirador



mirador 8028AL



Two-seat armless
Straight end
Polished aluminum leg
Upholstered

All necessary ganging brackets are included and pre-installed

When using a combination of fabrics or leathers, specify the application by designating the appropriate letter, shown below, on the purchase order. Yardage shown must be used.

- A) One fabric or leather for seat cushion
 yardage: 5.5 yds. leather: 90.0 sq. ft.
- B) One fabric or leather for inside back and outside back
 yardage: 3.0 yds. leather: 50.0 sq. ft.

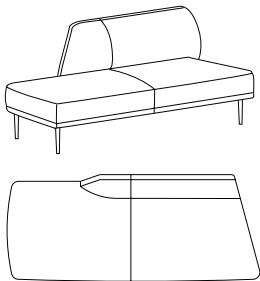
See terms and conditions for contrasting upholstery upcharges.

SCS Indoor Advantage™ Gold and LEVEL® 2 certified. See terms and conditions for additional environmental information.

Seat Height	Arm Height	W	D	H	Fabric	Leather	Weight	Cubes/Qty
16½"	-	66"	31¼"	29"	7.5 yds.	100.0'	146 lbs.	68.33'/1
419 mm	-	1676"	794"	737"	6.9 m	9.3 sqm	66.4 kg	1.93 cu.

COM	COL	1	2	3	4	5	6	7	8	9	10	11
4853	5003	5603	5753	5837	5953	6087	6153	6270	6370	6487	6653	7237

mirador 8028BL



Two-seat armless
Open angle end
Polished aluminum leg
Upholstered

All necessary ganging brackets are included and pre-installed

When using a combination of fabrics or leathers, specify the application by designating the appropriate letter, shown below, on the purchase order. Yardage shown must be used.

- A) One fabric or leather for seat cushion
 yardage: 5.5 yds. leather: 90.0 sq. ft.
- B) One fabric or leather for inside back and outside back
 yardage: 3.0 yds. leather: 50.0 sq. ft.

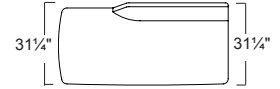
See terms and conditions for contrasting upholstery upcharges.

SCS Indoor Advantage™ Gold and LEVEL® 2 certified. See terms and conditions for additional environmental information.


Seat Height	Arm Height	W	D	H	Fabric	Leather	Weight	Cubes/Qty
16½"	-	73"	31¼"	29"	7.5 yds.	100.0'	151 lbs.	80.67'/1
419 mm	-	1854 mm	794 mm	737 mm	6.9 m	9.3 sqm	68.6 kg	2.28 cu.

COM	COL	1	2	3	4	5	6	7	8	9	10	11
4853	5003	5603	5753	5837	5953	6087	6153	6270	6370	6487	6653	7237

non-flared front settee - armless



mirador 8028CL



**Two-seat armless
Closed angle end
Polished aluminum leg
Upholstered**

All necessary ganging brackets are included and pre-installed

When using a combination of fabrics or leathers, specify the application by designating the appropriate letter, shown below, on the purchase order. Yardage shown must be used.

- A) One fabric or leather for seat cushion
yardage: 5.5 yds. leather: 90.0 sq. ft.
- B) One fabric or leather for inside back and outside back
yardage: 3.0 yds. leather: 50.0 sq. ft.

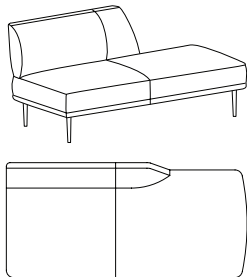
See terms and conditions for contrasting upholstery upcharges.

SCS Indoor Advantage™ Gold and LEVEL® 2 certified. See terms and conditions for additional environmental information.

Seat Height	Arm Height	W	D	H	Fabric	Leather	Weight	Cubes/Qty
16½"	-	66"	31¼"	29"	7.5 yds.	100.0'	146 lbs.	68.33'/1
419 mm	-	1676 mm	794 mm	737 mm	6.9 m	9.3 sqm	66.4 kg	1.93 cu.

COM	COL	1	2	3	4	5	6	7	8	9	10	11
4853	5003	5603	5753	5837	5953	6087	6153	6270	6370	6487	6653	7237

mirador 8029AR



**Two-seat armless
Straight end
Polished aluminum leg
Upholstered**

All necessary ganging brackets are included and pre-installed

When using a combination of fabrics or leathers, specify the application by designating the appropriate letter, shown below, on the purchase order. Yardage shown must be used.

- A) One fabric or leather for seat cushion
yardage: 5.5 yds. leather: 90.0 sq. ft.
- B) One fabric or leather for inside back and outside back
yardage: 3.0 yds. leather: 50.0sq. ft.

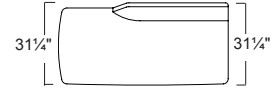
See terms and conditions for contrasting upholstery upcharges.

SCS Indoor Advantage™ Gold and LEVEL® 2 certified. See terms and conditions for additional environmental information.

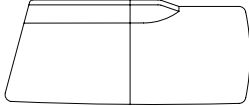
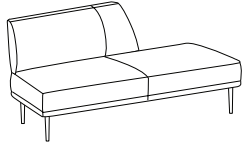
Seat Height	Arm Height	W	D	H	Fabric	Leather	Weight	Cubes/Qty
16½"	-	66"	31¼"	29"	7.5 yds.	100.0'	146 lbs.	68.33'/1
419 mm	-	1676 mm	794 mm	737 mm	6.9 m	9.3 sqm	66.4 kg	1.93 cu.

COM	COL	1	2	3	4	5	6	7	8	9	10	11
4853	5003	5603	5753	5837	5953	6087	6153	6270	6370	6487	6653	7237

non-flared front settee - armless



mirador 8029BR



Two-seat armless
Open angle end
Polished aluminum leg
Upholstered

All necessary ganging brackets are included and pre-installed

When using a combination of fabrics or leathers, specify the application by designating the appropriate letter, shown below, on the purchase order. Yardage shown must be used.

- A) One fabric or leather for seat cushion
yardage: 5.5 yds. leather: 90.0 sq. ft.
- B) One fabric or leather for inside back and outside back
yardage: 3.0 yds. leather: 50.0 sq. ft.

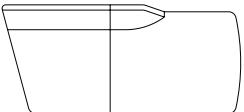
See terms and conditions for contrasting upholstery upcharges.

SCS Indoor Advantage™ Gold and LEVEL® 2 certified. See terms and conditions for additional environmental information.

Seat Height	Arm Height	W	D	H	Fabric	Leather	Weight	Cubes/Qty
16½"	-	73"	31¼"	29"	7.5 yds.	100.0'	151 lbs.	80.67/1
419 mm	-	1854 mm	794 mm	737 mm	6.9 m	9.3 sqm	68.6 kg	2.28 cu.

COM	COL	1	2	3	4	5	6	7	8	9	10	11
4853	5003	5603	5753	5837	5953	6087	6153	6270	6370	6487	6653	7237

mirador 8029CR



Two-seat armless
Closed angle end
Polished aluminum leg
Upholstered

All necessary ganging brackets are included and pre-installed

When using a combination of fabrics or leathers, specify the application by designating the appropriate letter, shown below, on the purchase order. Yardage shown must be used.

- A) One fabric or leather for seat cushion
yardage: 5.5 yds. leather: 90.0 sq. ft.
- B) One fabric or leather for inside back and outside back
yardage: 3.0 yds. leather: 50.0 sq. ft.

See terms and conditions for contrasting upholstery upcharges.


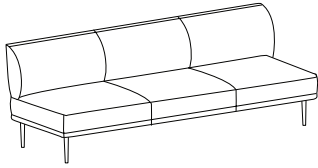
SCS Indoor Advantage™ Gold and LEVEL® 2 certified. See terms and conditions for additional environmental information.

Seat Height	Arm Height	W	D	H	Fabric	Leather	Weight	Cubes/Qty
16½"	-	66"	31¼"	29"	7.5 yds.	100.0'	146 lbs.	68.33/1
419 mm	-	1676 mm	794 mm	737 mm	6.9 m	9.3 sqm	66.4 kg	1.93 cu.

COM	COL	1	2	3	4	5	6	7	8	9	10	11
4853	5003	5603	5753	5837	5953	6087	6153	6270	6370	6487	6653	7237

connecting module

mirador 8030A



Three-seat armless
Straight ends
Polished aluminum leg
Upholstered

All necessary ganging brackets are included and pre-installed

When using a combination of fabrics or leathers, specify the application by designating the appropriate letter, shown below, on the purchase order. Yardage shown must be used.

- A) One fabric or leather for seat cushion
yardage: 7.5 yds. leather: 122.0 sq. ft.
- B) One fabric or leather for inside back and outside back
yardage: 5.5 yds. leather: 90.0 sq. ft.

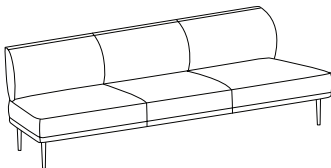
See terms and conditions for contrasting upholstery upcharges.

SCS Indoor Advantage™ Gold and LEVEL® 2 certified. See terms and conditions for additional environmental information.

Seat Height	Arm Height	W	D	H	Fabric	Leather	Weight	Cubes/Qty
16½"	-	90"	31¼"	29"	11.0 yds.	160.0'	210 lbs.	101.65'/1
419 mm	-	2280 mm	794 mm	737 mm	10.0 m	14.9 sqm	95.5 kg	2.87 cu.

COM	COL	1	2	3	4	5	6	7	8	9	10	11
5630	5850	6730	6950	7073	7244	7439	7537	7708	7855	8026	8270	9126

mirador 8030B



Three-seat armless
Open angle ends
Polished aluminum leg
Upholstered

All necessary ganging brackets are included and pre-installed

When using a combination of fabrics or leathers, specify the application by designating the appropriate letter, shown below, on the purchase order. Yardage shown must be used.

- A) One fabric or leather for seat cushion
yardage: 7.5 yds. leather: 122.0 sq. ft.
- B) One fabric or leather for inside back and outside back
yardage: 5.5 yds. leather: 90.0 sq. ft.

See terms and conditions for contrasting upholstery upcharges.


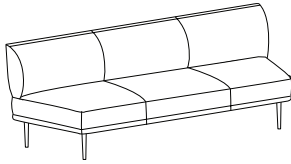
SCS Indoor Advantage™ Gold and LEVEL® 2 certified. See terms and conditions for additional environmental information.

Seat Height	Arm Height	W	D	H	Fabric	Leather	Weight	Cubes/Qty
16½"	-	103"	31¼"	29"	11.0 yds.	160.0'	220 lbs.	97.97'/1
419 mm	-	2616 mm	794 mm	737 mm	10.0 m	14.9 sqm	100.0 kg	2.77 cu.

COM	COL	1	2	3	4	5	6	7	8	9	10	11
5630	5850	6730	6950	7073	7244	7439	7537	7708	7855	8026	8270	9126

connecting module

mirador 8030C



Three-seat armless
Closed angle ends
Polished aluminum leg
Upholstered

All necessary ganging brackets are included and pre-installed

When using a combination of fabrics or leathers, specify the application by designating the appropriate letter, shown below, on the purchase order. Yardage shown must be used.

- A) One fabric or leather for seat cushion
yardage: 7.5 yds. leather: 122.0 sq. ft.
- B) One fabric or leather for inside back and outside back
yardage: 5.5 yds. leather: 90.0 sq. ft.

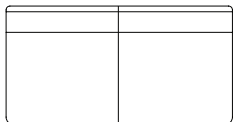

See terms and conditions for contrasting upholstery upcharges.

SCS Indoor Advantage™ Gold and LEVEL® 2 certified. See terms and conditions for additional environmental information.

Seat Height	Arm Height	W	D	H	Fabric	Leather	Weight	Cubes/Qty
16½"	-	90"	31¼"	29"	11.0 yds.	160.0'	200 lbs.	101.65'/1
419 mm	-	2286 mm	794 mm	737 mm	10.0 m	14.9 sqm	90.9 kg	2.87 cu.

COM	COL	1	2	3	4	5	6	7	8	9	10	11
5630	5850	6730	6950	7073	7244	7439	7537	7708	7855	8026	8270	9126

mirador 8031A



Two-seat armless
Straight ends
Polished aluminum leg
Upholstered

All necessary ganging brackets are included and pre-installed

When using a combination of fabrics or leathers, specify the application by designating the appropriate letter, shown below, on the purchase order. Yardage shown must be used.

- A) One fabric or leather for seat cushion
yardage: 5.5 yds. leather: 90.0 sq. ft.
- B) One fabric or leather for inside back and outside back
yardage: 4.0 yds. leather: 65.0 sq. ft.

See terms and conditions for contrasting upholstery upcharges.

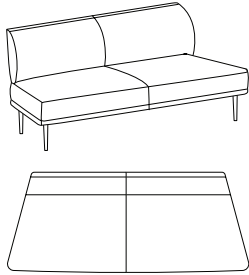
SCS Indoor Advantage™ Gold and LEVEL® 2 certified. See terms and conditions for additional environmental information.

Seat Height	Arm Height	W	D	H	Fabric	Leather	Weight	Cubes/Qty
16½"	-	60"	31¼"	29"	7.7 yds.	108.0'	139 lbs.	68.33'/1
419 mm	-	1524 mm	794 mm	737 mm	7.1 m	10.0 sqm	63.2 kg	1.93 cu.

COM	COL	1	2	3	4	5	6	7	8	9	10	11
4660	4815	5435	5590	5677	5797	5935	6004	6124	6228	6348	6520	7123

connecting module

mirador 8031B



Two-seat armless
Open angle ends
Polished aluminum leg
Upholstered

All necessary ganging brackets are included and pre-installed

When using a combination of fabrics or leathers, specify the application by designating the appropriate letter, shown below, on the purchase order. Yardage shown must be used.

- A) One fabric or leather for seat cushion
yardage: 5.5 yds. leather: 90.0 sq. ft.
- B) One fabric or leather for inside back and outside back
yardage: 4.0 yds. leather: 65.0 sq. ft.

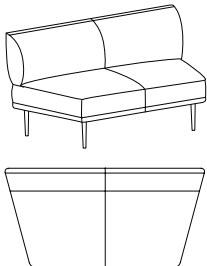
See terms and conditions for contrasting upholstery upcharges.

SCS Indoor Advantage™ Gold and LEVEL® 2 certified. See terms and conditions for additional environmental information.

Seat Height	Arm Height	W	D	H	Fabric	Leather	Weight	Cubes/Qty
16½"	-	74"	31¼"	29"	7.7 yds.	108.0'	149 lbs.	80.67/1
419 mm	-	1880 mm	794 mm	737 mm	7.1 m	10.0 sqm	67.7 kg	2.28 cu.

COM	COL	1	2	3	4	5	6	7	8	9	10	11
4660	4815	5435	5590	5677	5797	5935	6004	6124	6228	6348	6520	7123

mirador 8031C



Two-seat armless
Closed angle ends
Polished aluminum leg
Upholstered

All necessary ganging brackets are included and pre-installed

When using a combination of fabrics or leathers, specify the application by designating the appropriate letter, shown below, on the purchase order. Yardage shown must be used.

- A) One fabric or leather for seat cushion
yardage: 5.5 yds. leather: 90.0 sq. ft.
- B) One fabric or leather for inside back and outside back
yardage: 4.0 yds. leather: 65.0 sq. ft.

See terms and conditions for contrasting upholstery upcharges.


SCS Indoor Advantage™ Gold and LEVEL® 2 certified. See terms and conditions for additional environmental information.

Seat Height	Arm Height	W	D	H	Fabric	Leather	Weight	Cubes/Qty
16½"	-	60"	31¼"	29"	7.7 yds.	108.0'	129 lbs.	68.33/1
419 mm	-	1524 mm	794 mm	737 mm	7.1 m	10.0 sqm	58.6 kg	1.93 cu.

COM	COL	1	2	3	4	5	6	7	8	9	10	11
4660	4815	5435	5590	5677	5797	5935	6004	6124	6228	6348	6520	7123

connecting module

mirador 8032A



Armless
Straight ends
Polished aluminum leg
Upholstered

All necessary ganging brackets are included and pre-installed

When using a combination of fabrics or leathers, specify the application by designating the appropriate letter, shown below, on the purchase order. Yardage shown must be used.

- A) One fabric or leather for seat cushion
yardage: 3.5 yds. leather: 57.0 sq. ft.
- B) One fabric or leather for inside back and outside back
yardage: 2.5 yds. leather: 41.0 sq. ft.

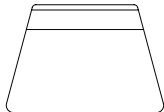

See terms and conditions for contrasting upholstery upcharges.

SCS Indoor Advantage™ Gold and LEVEL® 2 certified. See terms and conditions for additional environmental information.

Seat Height	Arm Height	W	D	H	Fabric	Leather	Weight	Cubes/Qty
16½"	-	30"	31¼"	29"	4.0 yds.	50.0'	68 lbs.	36.09/1
419 mm	-	762 mm	794 mm	737 mm	3.7 m	4.6 sqm	30.9 kg	1.04 cu.

COM	COL	1	2	3	4	5	6	7	8	9	10	11
3110	3190	3510	3590	3635	3697	3768	3804	3866	3919	3982	4070	4382

mirador 8032B



Armless
Open angle ends
Polished aluminum leg
Upholstered

All necessary ganging brackets are included and pre-installed

When using a combination of fabrics or leathers, specify the application by designating the appropriate letter, shown below, on the purchase order. Yardage shown must be used.

- A) One fabric or leather for seat cushion
yardage: 3.5 yds. leather: 57.0 sq. ft.
- B) One fabric or leather for inside back and outside back
yardage: 2.5 yds. leather: 41.0 sq. ft.

See terms and conditions for contrasting upholstery upcharges.

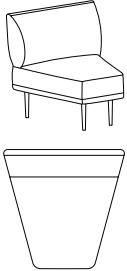
SCS Indoor Advantage™ Gold and LEVEL® 2 certified. See terms and conditions for additional environmental information.

Seat Height	Arm Height	W	D	H	Fabric	Leather	Weight	Cubes/Qty
16½"	-	44"	31¼"	29"	4.0 yds.	50.0'	71 lbs.	68.33/1
419 mm	-	1118 mm	794 mm	737 mm	3.7 m	4.6 sqm	32.2 kg	1.93 cu.

COM	COL	1	2	3	4	5	6	7	8	9	10	11
3110	3190	3510	3590	3635	3697	3768	3804	3866	3919	3982	4070	4382

connecting module

mirador 8032C



Armless
Closed angle ends
Polished aluminum leg
Upholstered

All necessary ganging brackets are included and pre-installed

When using a combination of fabrics or leathers, specify the application by designating the appropriate letter, shown below, on the purchase order. Yardage shown must be used.

- A) One fabric or leather for seat cushion
yardage: 3.5 yds. leather: 57.0 sq. ft.
- B) One fabric or leather for inside back and outside back
yardage: 2.5 yds. leather: 41.0 sq. ft.

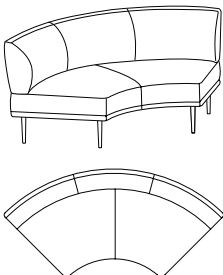
See terms and conditions for contrasting upholstery upcharges.

SCS Indoor Advantage™ Gold and LEVEL® 2 certified. See terms and conditions for additional environmental information.

Seat Height	Arm Height	W	D	H	Fabric	Leather	Weight	Cubes/Qty
16½"	-	30"	31¼"	29"	4.0 yds.	50.0'	58 lbs.	22.69/1
419 mm	-	762 mm	794 mm	737 mm	3.7 m	4.6 sqm	26.4 kg	.64 cu.

COM	COL	1	2	3	4	5	6	7	8	9	10	11
3110	3190	3510	3590	3635	3697	3768	3804	3866	3919	3982	4070	4382

mirador 8033A



Armless
Closed angle ends
Polished aluminum leg
Upholstered

All necessary ganging brackets are included and pre-installed

When using a combination of fabrics or leathers, specify the application by designating the appropriate letter, shown below, on the purchase order. Yardage shown must be used.

- A) One fabric or leather for seat cushion
yardage: 6.0 yds. leather: 98.0 sq. ft.
- B) One fabric or leather for inside back and outside back
yardage: 6.0 yds. leather: 98.0 sq. ft.

See terms and conditions for contrasting upholstery upcharges.

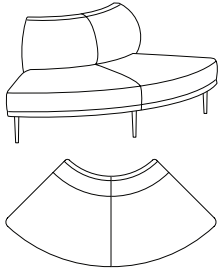
SCS Indoor Advantage™ Gold and LEVEL® 2 certified. See terms and conditions for additional environmental information.

Seat Height	Arm Height	W	D	H	Fabric	Leather	Weight	Cubes/Qty
16½"	-	77"	31¼"	29"	8.5 yds.	120.0'	153 lbs.	80.67/1
419 mm	-	1956 mm	794 mm	737 mm	7.8 m	11.2 sqm	69.5 kg	2.28 cu.

COM	COL	1	2	3	4	5	6	7	8	9	10	11
5436	5606	6286	6456	6551	6683	6834	6910	7042	7155	7288	7476	8138

connecting module

mirador 8034A



Armless
Open angle ends
Polished aluminum leg
Upholstered

All necessary ganging brackets are included and pre-installed

When using a combination of fabrics or leathers, specify the application by designating the appropriate letter, shown below, on the purchase order. Yardage shown must be used.

- A) One fabric or leather for seat cushion
yardage: 6.0 yds. leather: 98.0 sq. ft.
- B) One fabric or leather for inside back and outside back
yardage: 3.0 yds. leather: 50.0 sq. ft.

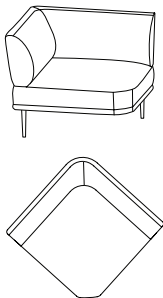
See terms and conditions for contrasting upholstery upcharges.

SCS Indoor Advantage™ Gold and LEVEL® 2 certified. See terms and conditions for additional environmental information.

Seat Height	Arm Height	W	D	H	Fabric	Leather	Weight	Cubes/Qty
16½"	-	73"	31¼"	29"	6.3 yds.	80.0'	135 lbs.	80.67/1
419 mm	-	1854 mm	794 mm	737 mm	5.8 m	7.4 sqm	61.4 kg	2.28 cu.

COM	COL	1	2	3	4	5	6	7	8	9	10	11
5436	5562	6066	6192	6262	6360	6472	6528	6626	6710	6808	6948	7438

mirador 8035A



Corner connector
Straight ends
Polished aluminum leg
Upholstered

All necessary ganging brackets are included and pre-installed
May not be used at the end of a configuration or as a freestanding unit

When using a combination of fabrics or leathers, specify the application by designating the appropriate letter, shown below, on the purchase order. Yardage shown must be used.

- A) One fabric or leather for seat cushion
yardage: 4.5 yds. leather: 73.0 sq. ft.
- B) One fabric or leather for inside back, outside back and side arms
yardage: 3.75 yds. leather: 61.0 sq. ft.

See terms and conditions for contrasting upholstery upcharges.

SCS Indoor Advantage™ Gold and LEVEL® 2 certified. See terms and conditions for additional environmental information.

Seat Height	Arm Height	W	D	H	Fabric	Leather	Weight	Cubes/Qty
16½"	-	38"	38"	29"	6.0 yds.	98.0'	81 lbs.	32.10/1
419 mm	-	965 mm	965 mm	737 mm	3.7 m	5.6 sqm	36.8 kg	.91 cu.

COM	COL	1	2	3	4	5	6	7	8	9	10	11
3689	3809	4289	4409	4476	4569	4676	4729	4823	4903	4996	5129	5596

Neighborhood Seating System Specification Guide

Standard Features



Neighborhood is a modular seating and table system consisting of thirty-nine unique modules for use in creating an unlimited number of configurations. Options include single sided, double sided and privacy modules as well as freestanding modules for use with any configuration. To select modules appropriate for your application use the scope of line shown on the following pages.

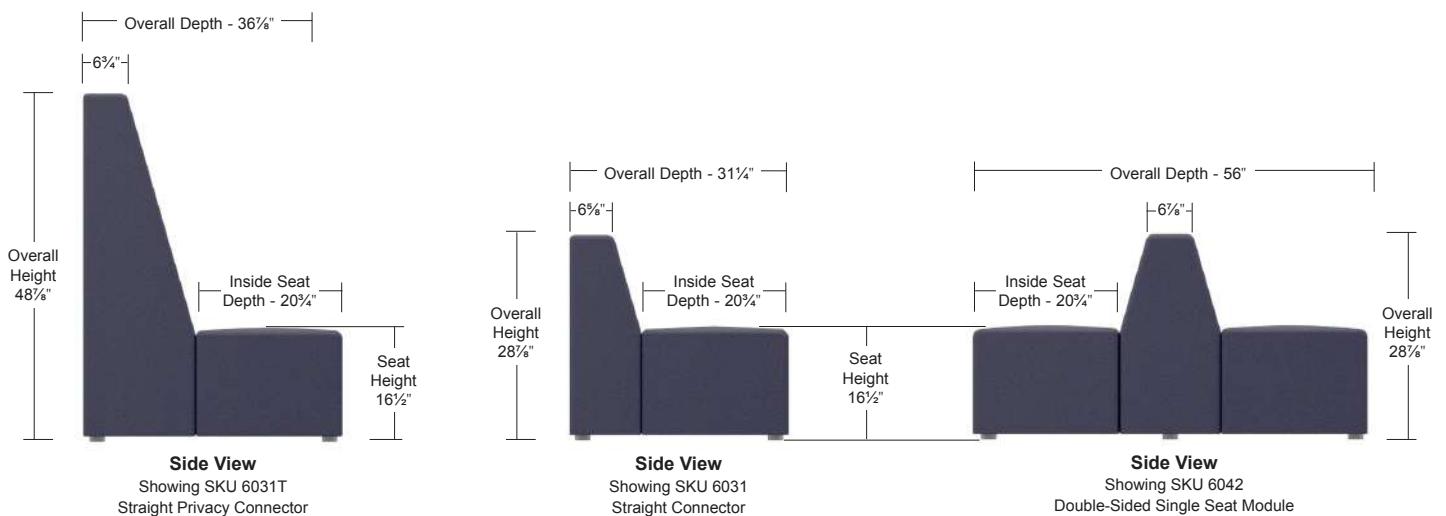
Neighborhood tables are available with worksurfaces in oak veneer in a variety of standard finishes, designer white laminate, or glacier white corian® as connecting modules and freestanding units. Power + USB duplex options are available.

Pivoting connectors join units in a configuration. When rotated inward, connectors are concealed allowing the modules to be used independently.

When specifying the privacy modules, please verify that the specified sku is within size requirements for delivery (elevators, hall intersections, doorways, stairwells).

Neighborhood is SCS Indoor Advantage® Gold and LEVEL® 2 certified. See terms and conditions for additional finish and environmental information.

Visit Bernhardtdesign.com for a complete drawing library of 2D, 3D and Revit models. You may also contact your local sales representative or the Bernhardt Design corporate office for specification assistance.



Upholstery Specification Guide

The Neighborhood seating and table modules are fully upholstered with a saddle stitch or a jump master stitch. Thread color must be specified for the jump master stitch.

Reference Neighborhood/Stitching on BernhardtDesign.com for thread color options available for jump master stitch only.

Leather may be specified for single sided, double sided and table modules. Leather is not applicable on privacy modules. Approved leather alternatives or fabric may be used on all Neighborhood frames.

When ordering multi-item configurations, please provide the total COM yardage from the same dye lot in a continuous roll(s).



Saddle Stitch

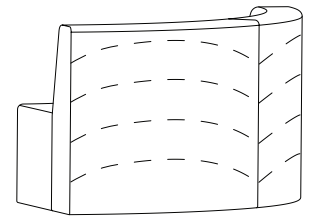
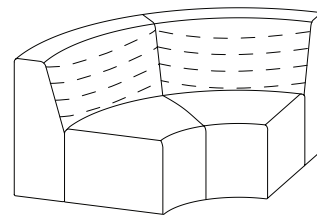


Jump Master Stitch

COM/COL Preapproval Requirements

When specifying stripes or fabrics with linear grain, the curvature of certain frames may affect the pattern alignment. As a result, the COM/COL preapproval procedure requires $\frac{1}{2}$ yard of fabric or leather alternative, or 1 sq. ft. leather to be submitted for testing for prior approval on all frames except mobile seating, freestanding ottomans, benches and tables.

Preapproval procedure for testing COM/COL for mobile seating, freestanding ottomans and benches, and all tables requires the standard 12" x 12" sample. Reference the terms and conditions for COM/COL approval procedures.



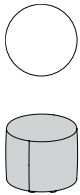
Pattern Alignment When Specifying Directional Grain Fabric

Neighborhood Seating System Specification Guide

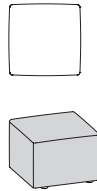
A. Mobile Seating

Mobile modules have non-locking casters and are used as freestanding units. The mobile lounge 6030M has a brushed aluminum handle located mid-back.

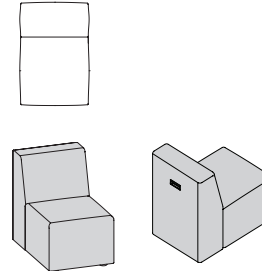
6021M



6024M



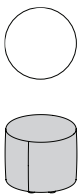
6030M



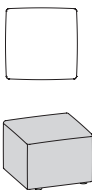
B. Freestanding Ottomans and Benches

Eight non-connecting ottomans and benches are available for use as freestanding units.

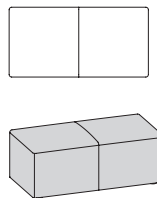
6021



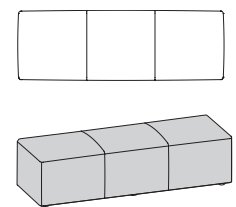
6024



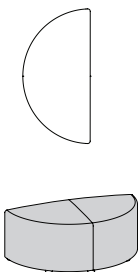
6025



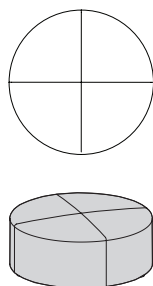
6027



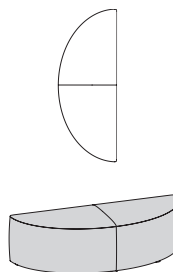
6020



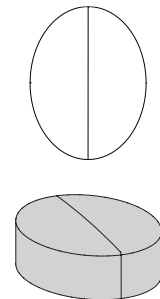
6022



6044



6019

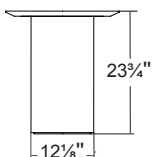


C. Freestanding Work Tables

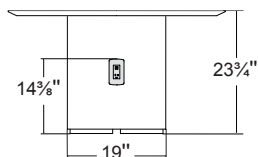
Freestanding mid height work tables may be used with any configuration or to create a banquette configuration for dining or work applications.

Power + USB options are available on 42" and 48" tables.

JR1X - 22" Round



JR2X - 42" Round




Power + USB (1)

Neighborhood Seating System Specification Guide

D. Single Sided Modules

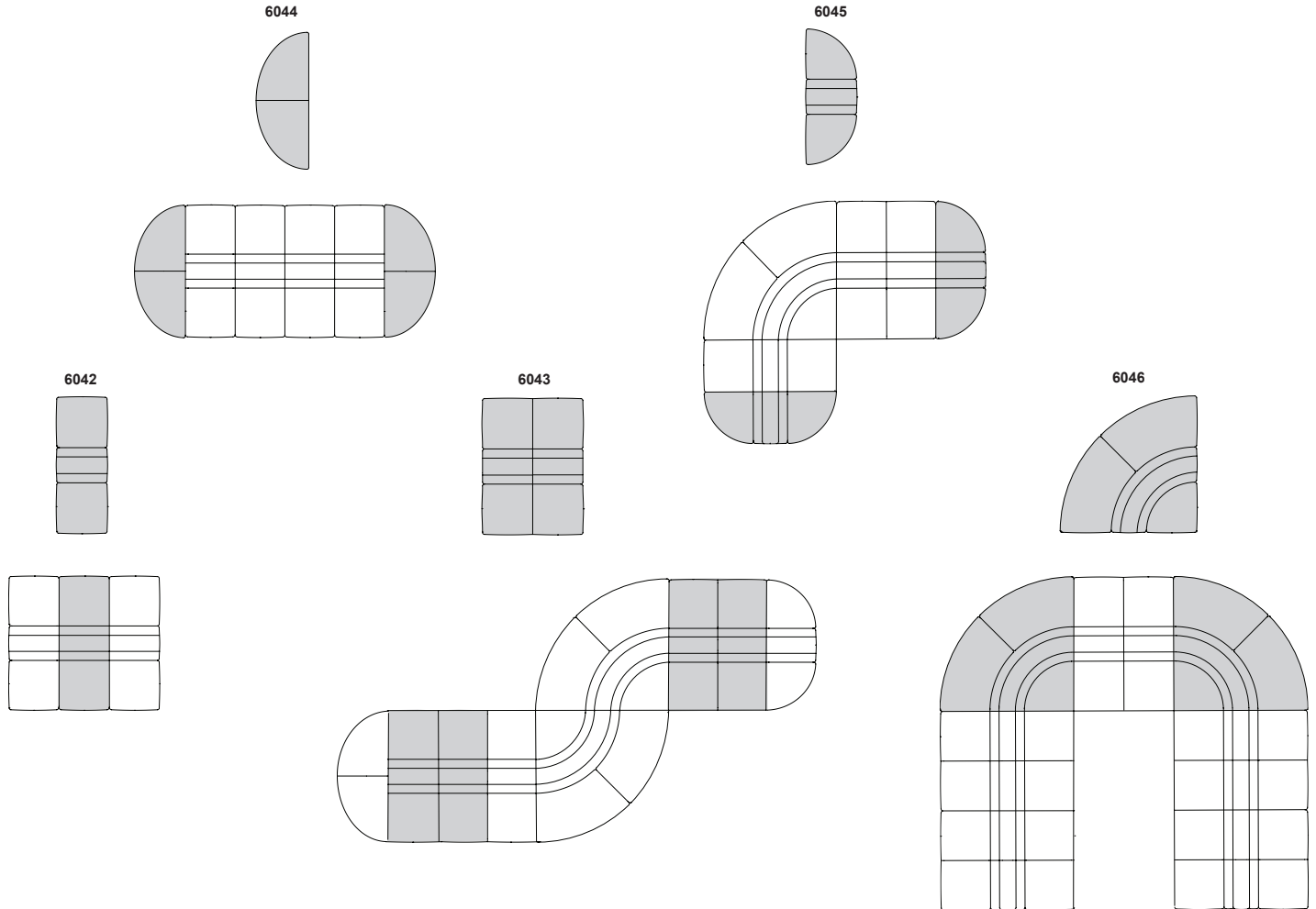
Single sided connecting modules are used in conjunction with other single sided modules to create seating configurations. Single sided units may not be used with double sided units or privacy units.



Neighborhood Seating System Specification Guide

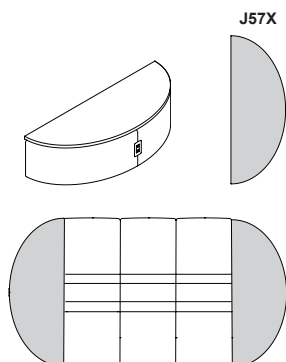
F. Double-Sided Modules

Double-sided connecting modules are used in conjunction with other double-sided modules to create seating configurations. Double-sided units may not be used with single sided units or privacy units.



G. Tables for Double-Sided Connecting Modules

Double-sided connecting module tables are used in conjunction with double-sided seating modules. A power/USB option is available on double-sided connecting tables.

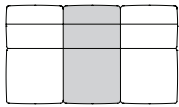


Neighborhood Seating System Specification Guide

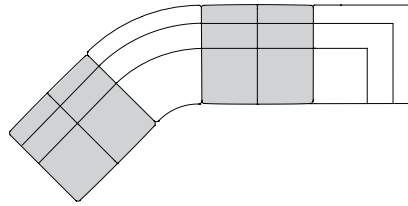
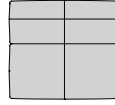
H. Privacy Modules

Privacy connecting modules are used in conjunction with other privacy modules to create seating configurations. Privacy units may not be used with single or double sided units.

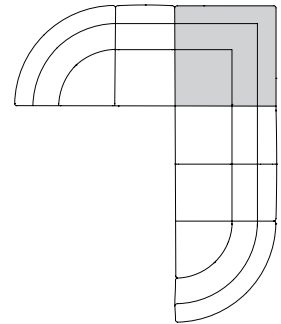
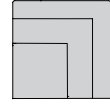
6031T



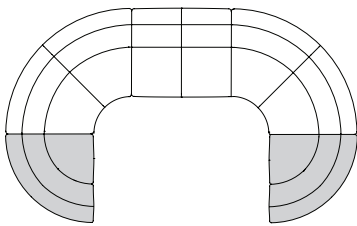
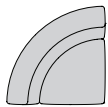
6035T



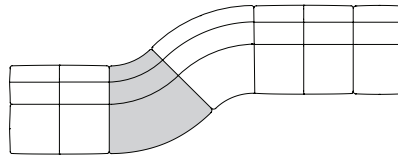
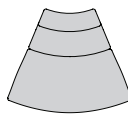
6038T



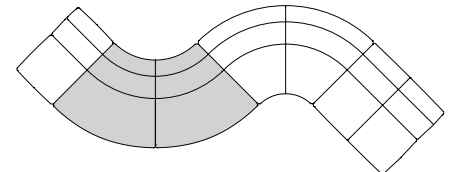
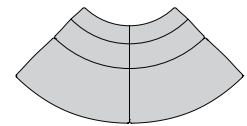
6039T



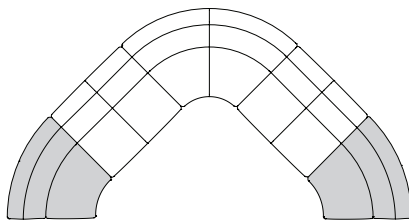
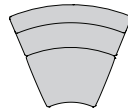
6040T



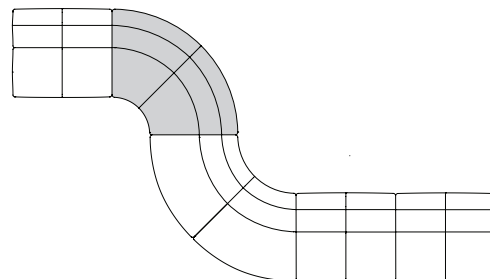
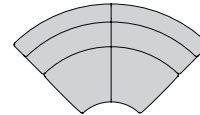
6041T



6048T



6049T



Neighborhood Seating System Specification Guide

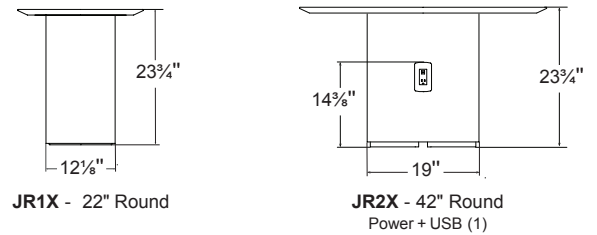
Tables for Freestanding and Connecting Modules

Neighborhood tables were designed for use as freestanding units or with single or double-sided connecting modules to create continuous configurations. Connecting tables are not available for use with privacy modules.

The Neighborhood table worksurface is available in oak veneer, laminate or corian. Connecting tables have a flat edge profile; freestanding table edges are beveled.

The base is fully upholstered with saddle stitching or a jump master stitch. Thread color must be specified for the jump master stitch. Reference Neighborhood/Stitching on BernhardtDesign.com for thread color options. When ordering multi-item configurations, please provide the total **COM** yardage from the same dye lot in a continuous roll(s).

Power + USB modules are optional and upcharges apply. Reference information on the following page for power options specifics.



Surface Selection

Laminate

Order Code - F
Designer White
Wilsonart® D-354-60

Corian®

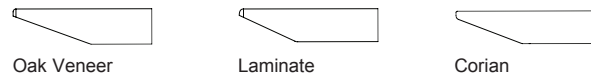
Order Code - 8
Glacier White

OAK Oak

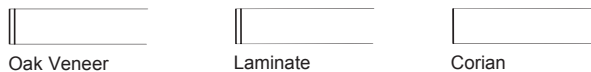
Standard Finish
871 860 870
837 836 861
865 805 866
872 839 845
Select Finish
M73 M71 M75
M74 M76 M77

Edge Profiles

Freestanding Tables



End Tables



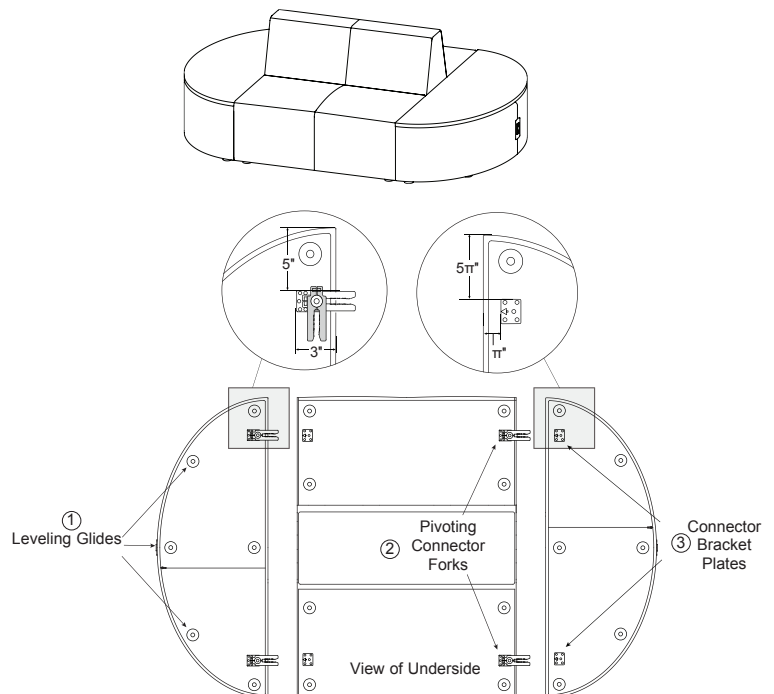
Connecting Modules

Neighborhood modules connect by inserting the ganging fork into the bracket plate located on the underside of the furniture. To connect modules, rotate the connecting forks perpendicular to the module and slide the modules together. The forks fit around the bracket plates when the modules are connected. Use the leveling glides as needed to align the overall height of the modules on uneven flooring surfaces.

To disconnect modules, lift the side of the module where the bracket plates are located, generally the left hand facing side. Pull to disconnect the brackets from the connecting forks and slide apart.

Modules used in configurations may also be used as freestanding units. The connector fork can be concealed by rotating the connecting fork underneath the furniture module.

Hardware is provided with the 180° curved module for left or right hand orientation.

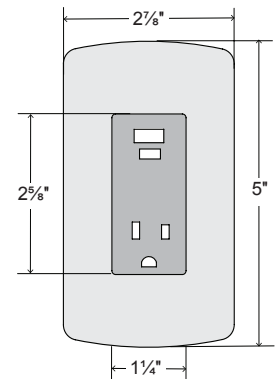


Neighborhood Seating System Specification Guide

Power Module

An optional power + USB module is available for all Neighborhood tables except the 22" round table. Single sided connecting tables and the 42" round freestanding tables are available with a single power module; double-sided connecting tables and the 42" and 48" square freestanding tables are available with two modules. Upcharges apply as indicated on the price list for each table.

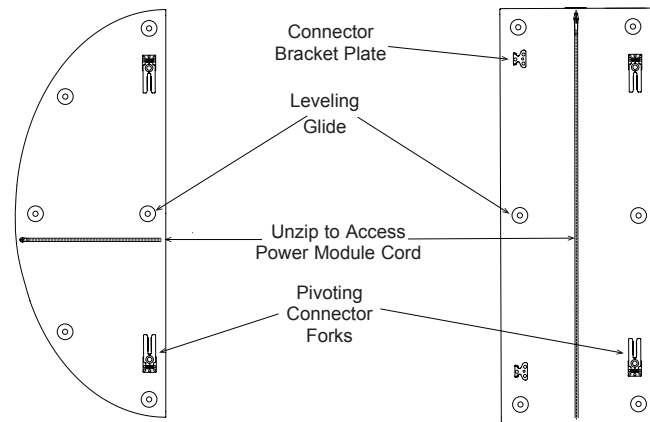
The power module has (1) 15 amp receptacle, (1) 2 amp USB-A port and (1) 2 amp USB-C port for charging tablets or other USB friendly devices. The power module is UL approved and includes a 10', 14/3 SJT black power cord with right angle plug. The power module has an aluminum powder coat finish and installs in the side of the base. An underside zipper allows access to power.



Connecting Module Tables Power Management



180° Curved End Module Table

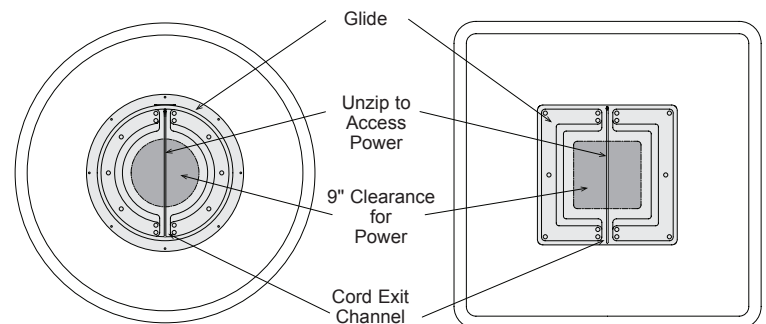


Underside View of Connecting Module Tables

Freestanding Tables Power Management



Mid Height Round Work Table



Underside View of Freestanding Tables

Neighborhood Seating System Sample Configurations

Single Sided Connecting Modules



1



2



3



4



5




6



7



8



9



10



11



12



13




14

Neighborhood Seating System Sample Configurations


Double-Sided Connecting Modules



15




16



17



18



19



20

Privacy Connecting Modules



21



22



23



24



25



26



27



28



29



30

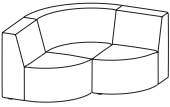
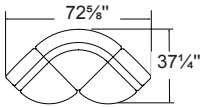
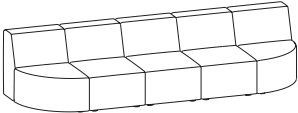
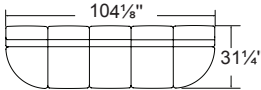
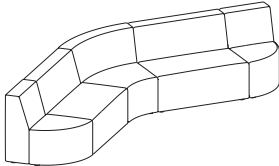
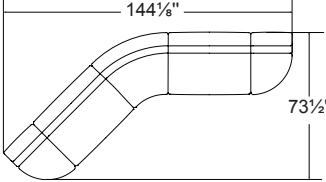
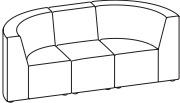
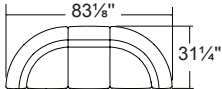
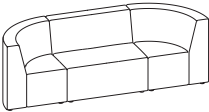
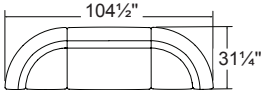
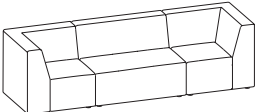
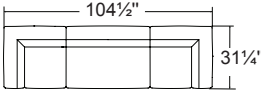
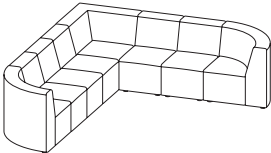
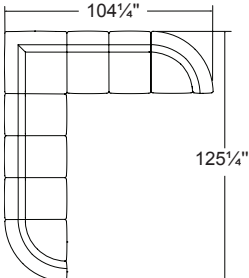


31

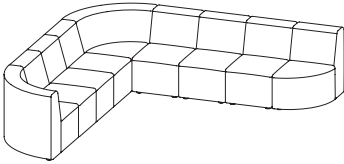
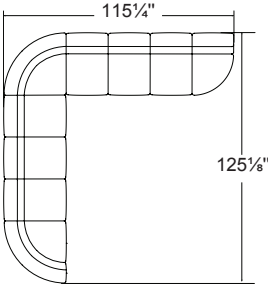
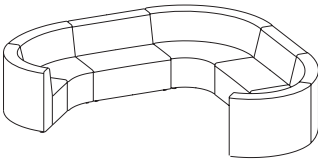
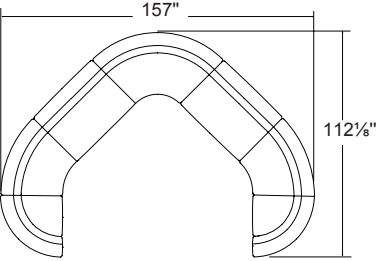
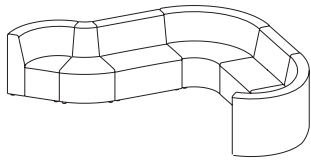
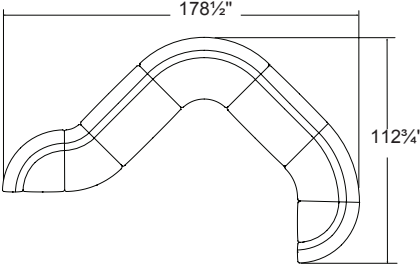

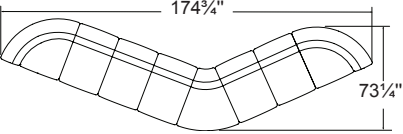
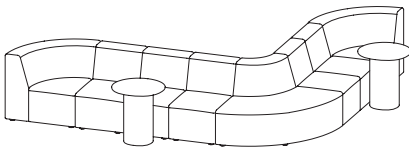
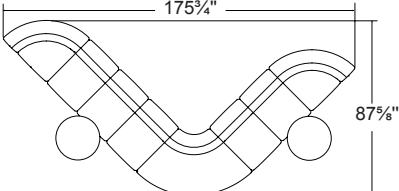


32

Neighborhood Seating System Sample Configurations

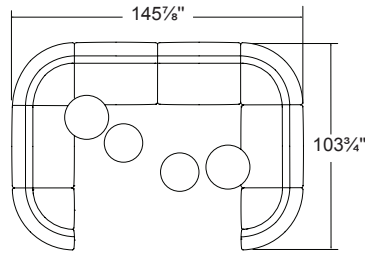
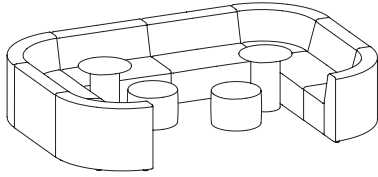
		Sku	Description
1			<p>6033 Single Seat, Left End Facing</p> <p>6039 90° Curved Corner Connector</p> <p>6034 Single Seat, Right End Facing</p>
2			<p>6033 Single Seat, Left End Facing</p> <p>6031 Single Seat Straight Connector (3)</p> <p>6034 Single Seat, Right End Facing</p>
3			<p>6033 Single Seat, Left End Facing</p> <p>6035 Two-seat Straight Connector</p> <p>6048 45° Curved Connector</p> <p>6035 Two-seat Straight Connector</p> <p>6034 Single Seat, Right End Facing</p>
4			<p>6039 90° Curved Corner Connector</p> <p>6031 Single Seat Straight Connector</p> <p>6039 90° Curved Corner Connector</p>
5			<p>6039 90° Curved Corner Connector</p> <p>6035 Two-seat Straight Connector</p> <p>6039 90° Curved Corner Connector</p>
6			<p>6038 90° Corner Connector</p> <p>6035 Two-seat Straight Connector</p> <p>6038 90° Corner Connector</p>
7			<p>6039 90° Curved Corner Connector</p> <p>6031 Single Seat Straight Connector (3)</p> <p>6038 90° Corner Connector</p> <p>6031 Single Seat Straight Connector (2)</p> <p>6039 90° Curved Corner Connector</p>

Neighborhood Seating System Sample Configurations

8			<table border="0"> <tr> <td>6039</td> <td>90° Curved Corner Connector</td> </tr> <tr> <td>6031</td> <td>Single Seat Straight Connector (3)</td> </tr> <tr> <td>6039</td> <td>90° Curved Corner Connector</td> </tr> <tr> <td>6031</td> <td>Single Seat Straight Connector (3)</td> </tr> <tr> <td>6034</td> <td>Single Seat, Right End Facing</td> </tr> </table>	6039	90° Curved Corner Connector	6031	Single Seat Straight Connector (3)	6039	90° Curved Corner Connector	6031	Single Seat Straight Connector (3)	6034	Single Seat, Right End Facing				
6039	90° Curved Corner Connector																
6031	Single Seat Straight Connector (3)																
6039	90° Curved Corner Connector																
6031	Single Seat Straight Connector (3)																
6034	Single Seat, Right End Facing																
9			<table border="0"> <tr> <td>6039</td> <td>90° Curved Corner Connector</td> </tr> <tr> <td>6048</td> <td>45° Curved Connector</td> </tr> <tr> <td>6035</td> <td>Two-seat Straight Connector</td> </tr> <tr> <td>6049</td> <td>90° Curved Connector</td> </tr> <tr> <td>6035</td> <td>Two-seat Straight Connector</td> </tr> <tr> <td>6048</td> <td>45° Curved Connector</td> </tr> <tr> <td>6039</td> <td>90° Curved Corner Connector</td> </tr> </table>	6039	90° Curved Corner Connector	6048	45° Curved Connector	6035	Two-seat Straight Connector	6049	90° Curved Connector	6035	Two-seat Straight Connector	6048	45° Curved Connector	6039	90° Curved Corner Connector
6039	90° Curved Corner Connector																
6048	45° Curved Connector																
6035	Two-seat Straight Connector																
6049	90° Curved Connector																
6035	Two-seat Straight Connector																
6048	45° Curved Connector																
6039	90° Curved Corner Connector																
10			<table border="0"> <tr> <td>6039</td> <td>90° Curved Corner Connector</td> </tr> <tr> <td>6040</td> <td>45° Inverted Curved Connector</td> </tr> <tr> <td>6035</td> <td>Two-seat Straight Connector</td> </tr> <tr> <td>6049</td> <td>90° Curved Connector</td> </tr> <tr> <td>6035</td> <td>Two-seat Straight Connector</td> </tr> <tr> <td>6048</td> <td>45° Curved Connector</td> </tr> <tr> <td>6039</td> <td>90° Curved Corner Connector</td> </tr> </table>	6039	90° Curved Corner Connector	6040	45° Inverted Curved Connector	6035	Two-seat Straight Connector	6049	90° Curved Connector	6035	Two-seat Straight Connector	6048	45° Curved Connector	6039	90° Curved Corner Connector
6039	90° Curved Corner Connector																
6040	45° Inverted Curved Connector																
6035	Two-seat Straight Connector																
6049	90° Curved Connector																
6035	Two-seat Straight Connector																
6048	45° Curved Connector																
6039	90° Curved Corner Connector																
11			<table border="0"> <tr> <td>6039</td> <td>90° Curved Corner Connector</td> </tr> <tr> <td>6031</td> <td>Single Seat Straight Connector (3)</td> </tr> <tr> <td>6040</td> <td>45° Inverted Curved Connector</td> </tr> <tr> <td>6031</td> <td>Single Seat Straight Connector (2)</td> </tr> <tr> <td>6039</td> <td>90° Curved Corner Connector</td> </tr> </table>	6039	90° Curved Corner Connector	6031	Single Seat Straight Connector (3)	6040	45° Inverted Curved Connector	6031	Single Seat Straight Connector (2)	6039	90° Curved Corner Connector				
6039	90° Curved Corner Connector																
6031	Single Seat Straight Connector (3)																
6040	45° Inverted Curved Connector																
6031	Single Seat Straight Connector (2)																
6039	90° Curved Corner Connector																
12			<table border="0"> <tr> <td>6039</td> <td>90° Curved Corner Connector</td> </tr> <tr> <td>6031</td> <td>Single Seat Straight Connector (3)</td> </tr> <tr> <td>6041</td> <td>90° Inverted Curved Connector</td> </tr> <tr> <td>6031</td> <td>Single Seat Straight Connector (2)</td> </tr> <tr> <td>6039</td> <td>90° Curved Corner Connector</td> </tr> <tr> <td>JR1X</td> <td>22" Round Table (2)</td> </tr> </table>	6039	90° Curved Corner Connector	6031	Single Seat Straight Connector (3)	6041	90° Inverted Curved Connector	6031	Single Seat Straight Connector (2)	6039	90° Curved Corner Connector	JR1X	22" Round Table (2)		
6039	90° Curved Corner Connector																
6031	Single Seat Straight Connector (3)																
6041	90° Inverted Curved Connector																
6031	Single Seat Straight Connector (2)																
6039	90° Curved Corner Connector																
JR1X	22" Round Table (2)																

Neighborhood Seating System Sample Configurations

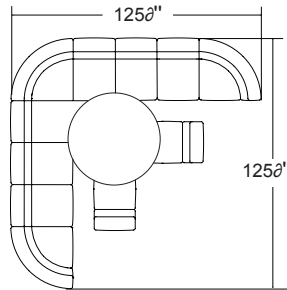
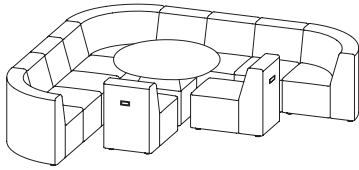
13



Sku Description

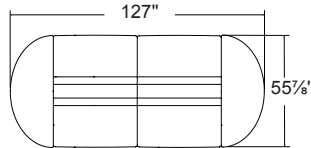
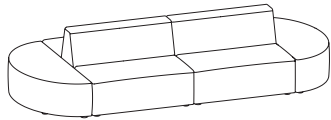
- 6039** 90° Curved Corner Connector
- 6035** Two-seat Straight Connector
- 6039** 90° Curved Corner Connector
- 6035** Two-seat Straight Connector (2)
- 6039** 90° Curved Corner Connector
- 6035** Two-seat Straight Connector
- 6039** 90° Curved Corner Connector
- 6021** Round Ottoman (2)
- JR1X** 22" Round Table (2)

14



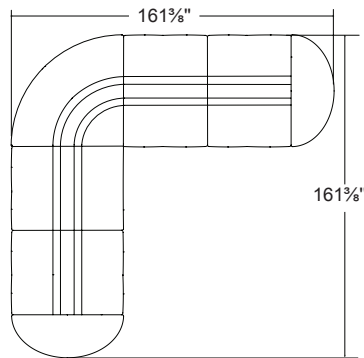
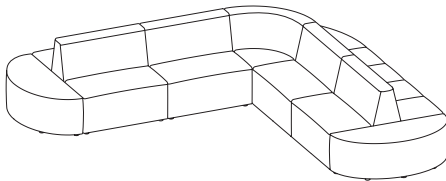
- 6039** 90° Curved Corner Connector
- 6031** Single Seat Straight Connector (3)
- 6039** 90° Curved Corner Connector
- 6031** Single Seat Straight Connector (3)
- 6039** 90° Curved Corner Connector
- 6030M** Mobile Single Seat Module (2)
- JS2X** 42" Round Table

15



- 6044** 180° Curved Half Oval End Module
- 6043** Double-Sided Two-seat Straight Connector (2)
- 6044** 180° Curved Half Oval End Module

16



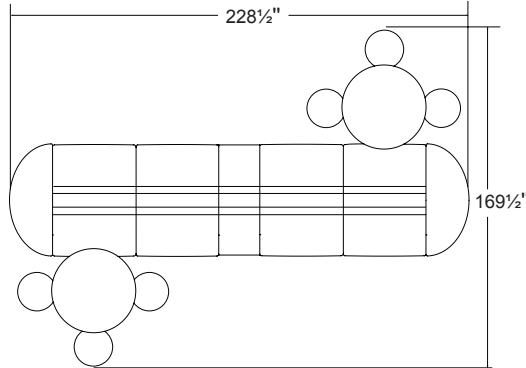
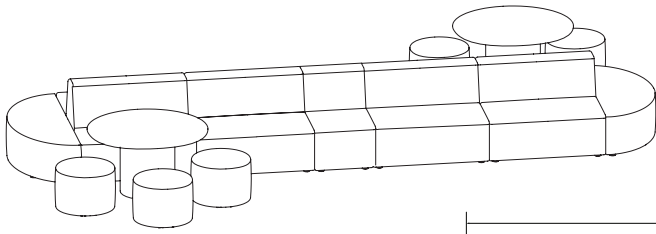
- 6044** 180° Curved Half Oval End Module
- 6043** Double-Sided Two-seat Straight Connector (2)
- 6046** Double-Sided 90° Curved Connector
- 6043** Double-Sided Two-seat Straight Connector (2)
- 6044** 180° Curved Half Oval End Module

Neighborhood Seating System Sample Configurations

		SKU	Description
17		6044	180° Curved Half Oval End Module
		6043	Double-Sided Two-seat Straight Connector (2)
18		6046	Double-Sided 90° Curved Connector
		6043	Double-Sided Two-seat Straight Connector
		6046	Double-Sided 90° Curved Connector (2)
		6043	Double-Sided Two-seat Straight Connector
19		J57X	180° Curved End Module Table
		6043	Double-Sided Two-seat Straight Connector (2)
		6042	Double-Sided Single-seat Straight Connector
		6043	Double-Sided Two-seat Straight Connector (2)
		6044	180° Curved Half Oval End Module

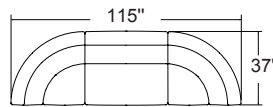

Neighborhood Seating System Sample Configurations

20



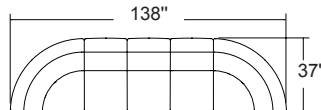
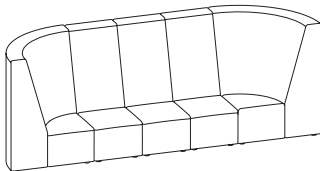
SKU	Description
6044	180° Curved Half Oval End Module
6043	Double-Sided Two-seat Straight Connector (2)
6042	Double-Sided Single-seat Straight Connector
6043	Double-Sided Two-seat Straight Connector (2)
6044	180° Curved Half Oval End Module
6021	Round Ottoman (6)
JR2X	42" Round Table (2)

21



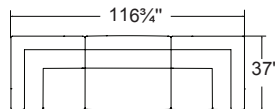
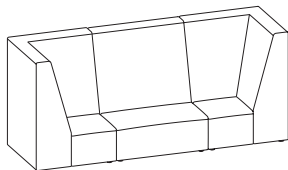
6039T	90° Curved Corner Privacy Connector
6035T	Two-seat Straight Privacy Connector
6039T	90° Curved Corner Privacy Connector

22



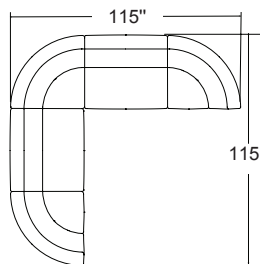

6039T	90° Curved Corner Privacy Connector
6031T	Single Seat Straight Privacy Connector (3)
6039T	90° Curved Corner Privacy Connector

23



6038T	90° Corner Privacy Connector
6035T	Two-seat Straight Privacy Connector
6038T	90° Corner Privacy Connector

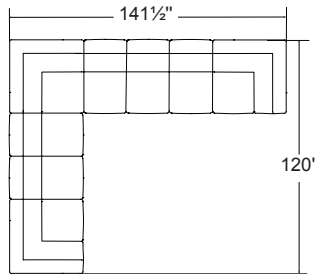
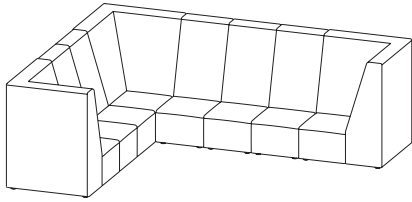
24



6039T	90° Curved Corner Privacy Connector
6035T	Two-seat Straight Privacy Connector
6039T	90° Curved Corner Privacy Connector
6035T	Two-seat Straight Privacy Connector
6039T	90° Curved Corner Privacy Connector

Neighborhood Seating System Sample Configurations

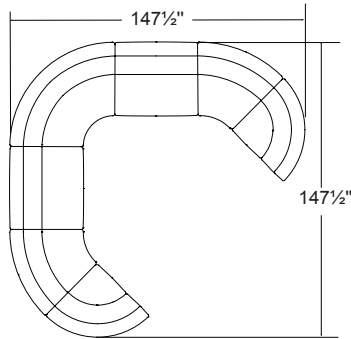

25



Sku Description

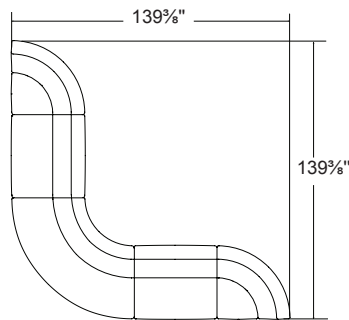
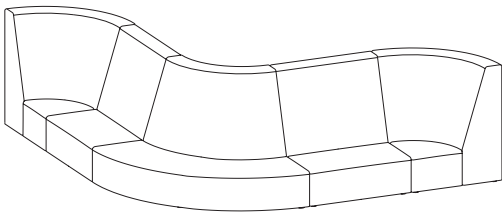
- 6038T** 90° Corner Privacy Connector
- 6031T** Single Seat Straight Privacy Connector (2)
- 6038T** 90° Corner Privacy Connector
- 6031T** Single Seat Straight Privacy Connector (3)
- 6038T** 90° Corner Privacy Connector

26



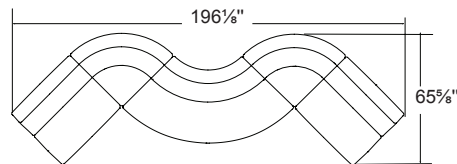
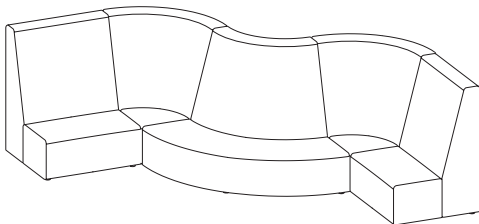
- 6039T** 90° Curved Corner Privacy Connector
- 6048T** 45° Curved Privacy Connector
- 6035T** Two-seat Straight Privacy Connector
- 6049T** 90° Curved Privacy Connector
- 6035T** Two-seat Straight Privacy Connector
- 6048T** 45° Curved Privacy Connector
- 6039T** 90° Curved Corner Privacy Connector

27




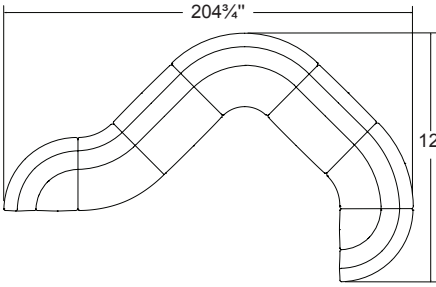
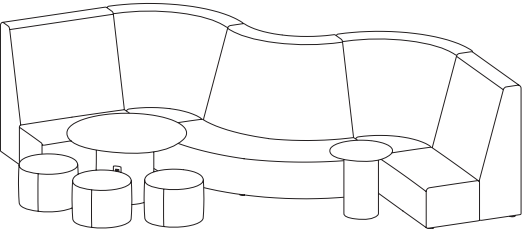
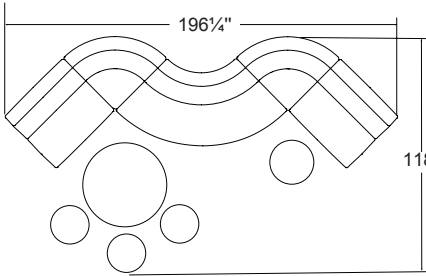
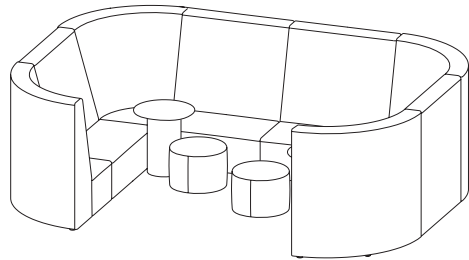
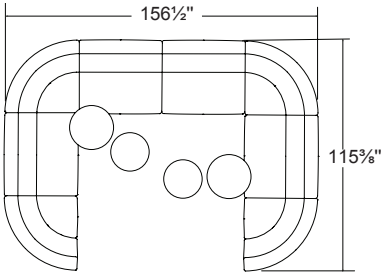

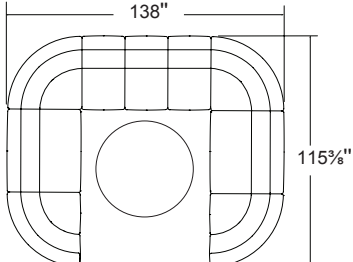
- 6039T** 90° Curved Corner Privacy Connector
- 6035T** Two-seat Straight Privacy Connector
- 6041T** 90° Inverted Curved Privacy Connector
- 6035T** Two-seat Straight Privacy Connector
- 6039T** 90° Curved Corner Privacy Connector

28



- 6035T** Two-seat Straight Privacy Connector
- 6039T** 90° Curved Corner Privacy Connector
- 6041T** 90° Inverted Curved Privacy Connector
- 6039T** 90° Curved Corner Privacy Connector
- 6035T** Two-seat Straight Privacy Connector

Neighborhood Seating System Sample Configurations

29			<table border="0"> <thead> <tr> <th data-bbox="1135 233 1175 254">Sku</th> <th data-bbox="1206 233 1317 254">Description</th> </tr> </thead> <tbody> <tr> <td>6039T</td> <td>90° Curved Corner Privacy Connector</td> </tr> <tr> <td>6040T</td> <td>45° Inverted Curved Privacy Connector</td> </tr> <tr> <td>6035T</td> <td>Two-seat Straight Privacy Connector</td> </tr> <tr> <td>6049T</td> <td>90° Curved Privacy Connector</td> </tr> <tr> <td>6035T</td> <td>Two-seat Straight Privacy Connector</td> </tr> <tr> <td>6048T</td> <td>45° Curved Privacy Connector</td> </tr> <tr> <td>6039T</td> <td>90° Curved Corner Privacy Connector</td> </tr> </tbody> </table>	Sku	Description	6039T	90° Curved Corner Privacy Connector	6040T	45° Inverted Curved Privacy Connector	6035T	Two-seat Straight Privacy Connector	6049T	90° Curved Privacy Connector	6035T	Two-seat Straight Privacy Connector	6048T	45° Curved Privacy Connector	6039T	90° Curved Corner Privacy Connector		
Sku	Description																				
6039T	90° Curved Corner Privacy Connector																				
6040T	45° Inverted Curved Privacy Connector																				
6035T	Two-seat Straight Privacy Connector																				
6049T	90° Curved Privacy Connector																				
6035T	Two-seat Straight Privacy Connector																				
6048T	45° Curved Privacy Connector																				
6039T	90° Curved Corner Privacy Connector																				
30			<table border="0"> <tbody> <tr> <td>6035T</td> <td>Two-seat Straight Privacy Connector</td> </tr> <tr> <td>6039T</td> <td>90° Curved Corner Privacy Connector</td> </tr> <tr> <td>6041T</td> <td>90° Inverted Curved Privacy Connector</td> </tr> <tr> <td>6039T</td> <td>90° Curved Corner Privacy Connector</td> </tr> <tr> <td>6035T</td> <td>Two-seat Straight Privacy Connector</td> </tr> <tr> <td>6021</td> <td>Round Ottomans (3)</td> </tr> <tr> <td>JR2X</td> <td>42" Round Table</td> </tr> <tr> <td>JR1X</td> <td>22" Round Table</td> </tr> </tbody> </table>	6035T	Two-seat Straight Privacy Connector	6039T	90° Curved Corner Privacy Connector	6041T	90° Inverted Curved Privacy Connector	6039T	90° Curved Corner Privacy Connector	6035T	Two-seat Straight Privacy Connector	6021	Round Ottomans (3)	JR2X	42" Round Table	JR1X	22" Round Table		
6035T	Two-seat Straight Privacy Connector																				
6039T	90° Curved Corner Privacy Connector																				
6041T	90° Inverted Curved Privacy Connector																				
6039T	90° Curved Corner Privacy Connector																				
6035T	Two-seat Straight Privacy Connector																				
6021	Round Ottomans (3)																				
JR2X	42" Round Table																				
JR1X	22" Round Table																				
31			<table border="0"> <tbody> <tr> <td>6039T</td> <td>90° Curved Corner Privacy Connector</td> </tr> <tr> <td>6035T</td> <td>Two-seat Straight Privacy Connector</td> </tr> <tr> <td>6039T</td> <td>90° Curved Corner Privacy Connector</td> </tr> <tr> <td>6035T</td> <td>Two-seat Straight Privacy Connector (2)</td> </tr> <tr> <td>6039T</td> <td>90° Curved Corner Privacy Connector</td> </tr> <tr> <td>6035T</td> <td>Two-seat Straight Privacy Connector</td> </tr> <tr> <td>6039T</td> <td>90° Curved Corner Privacy Connector</td> </tr> <tr> <td>6021</td> <td>Round Ottoman (2)</td> </tr> <tr> <td>JR1X</td> <td>22" Round Table (2)</td> </tr> </tbody> </table>	6039T	90° Curved Corner Privacy Connector	6035T	Two-seat Straight Privacy Connector	6039T	90° Curved Corner Privacy Connector	6035T	Two-seat Straight Privacy Connector (2)	6039T	90° Curved Corner Privacy Connector	6035T	Two-seat Straight Privacy Connector	6039T	90° Curved Corner Privacy Connector	6021	Round Ottoman (2)	JR1X	22" Round Table (2)
6039T	90° Curved Corner Privacy Connector																				
6035T	Two-seat Straight Privacy Connector																				
6039T	90° Curved Corner Privacy Connector																				
6035T	Two-seat Straight Privacy Connector (2)																				
6039T	90° Curved Corner Privacy Connector																				
6035T	Two-seat Straight Privacy Connector																				
6039T	90° Curved Corner Privacy Connector																				
6021	Round Ottoman (2)																				
JR1X	22" Round Table (2)																				
32			<table border="0"> <tbody> <tr> <td>6039T</td> <td>90° Curved Corner Privacy Connector</td> </tr> <tr> <td>6035T</td> <td>Two-seat Straight Privacy Connector</td> </tr> <tr> <td>6039T</td> <td>90° Curved Corner Privacy Connector</td> </tr> <tr> <td>6031T</td> <td>Single Seat Straight Privacy Connector (3)</td> </tr> <tr> <td>6039T</td> <td>90° Curved Corner Privacy Connector</td> </tr> <tr> <td>6035T</td> <td>Two-seat Straight Privacy Connector</td> </tr> <tr> <td>6039T</td> <td>90° Curved Corner Privacy Connector</td> </tr> <tr> <td>JR2X</td> <td>42" Round Table</td> </tr> </tbody> </table>	6039T	90° Curved Corner Privacy Connector	6035T	Two-seat Straight Privacy Connector	6039T	90° Curved Corner Privacy Connector	6031T	Single Seat Straight Privacy Connector (3)	6039T	90° Curved Corner Privacy Connector	6035T	Two-seat Straight Privacy Connector	6039T	90° Curved Corner Privacy Connector	JR2X	42" Round Table		
6039T	90° Curved Corner Privacy Connector																				
6035T	Two-seat Straight Privacy Connector																				
6039T	90° Curved Corner Privacy Connector																				
6031T	Single Seat Straight Privacy Connector (3)																				
6039T	90° Curved Corner Privacy Connector																				
6035T	Two-seat Straight Privacy Connector																				
6039T	90° Curved Corner Privacy Connector																				
JR2X	42" Round Table																				

neighborhood 6021M



Round mobile ottoman
Fully upholstered
Saddle stitched

Eight casters

SCS Indoor Advantage™ Gold and LEVEL® 2 certified. See terms and conditions for additional environmental information.

Seat Height	Arm Height	W	D	H	Fabric	Leather	Weight	Cubes/Qty
16½"	-	21"	20"	16½"	1.75 yds.	24.0'	30 lbs.	10.0'/1
419 mm	-	533 mm	533 mm	419 mm	1.6 m	2.2 sqm	13.6 kg	.28 cu.

COM	COL	1	2	3	4	5	6	7	8	9	10	11
1114	1149	1289	1324	1344	1371	1402	1418	1445	1468	1496	1534	1671

neighborhood 6021MJ



Round mobile ottoman
Fully upholstered
Jump master stitched

Eight casters

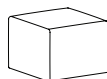
SCS Indoor Advantage™ Gold and LEVEL® 2 certified. See terms and conditions for additional environmental information.

Jump Master Stitch Specification: Thread color must be specified. Reference Neighborhood/Stitching on BernhardtDesign.com for thread color options.

Seat Height	Arm Height	W	D	H	Fabric	Leather	Weight	Cubes/Qty
16½"	-	21"	21"	16½"	1.75 yds.	24.0'	30 lbs.	10.0'/1
419 mm		533 mm	533 mm	419 mm	1.6 m	2.2 sqm	13.6 kg	.28 cu.

COM	COL	1	2	3	4	5	6	7	8	9	10	11
1197	1232	1372	1407	1427	1454	1485	1501	1528	1551	1579	1617	1754

neighborhood 6024M



Mobile square Ottoman.
Fully upholstered
Saddle stitched

Four casters

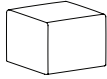
SCS Indoor Advantage™ Gold and LEVEL® 2 certified. See terms and conditions for additional environmental information.

Seat Height	Arm Height	W	D	H	Fabric	Leather	Weight	Cubes/Qty
16½"	-	21"	20"	16½"	2.25 yds.	30.0'	37 lbs.	10.0'/1
419 mm	-	533 mm	533 mm	419 mm	2.1 m	2.8 sqm	16.8 kg	.28 cu.

COM	COL	1	2	3	4	5	6	7	8	9	10	11
1028	1073	1253	1298	1323	1358	1398	1418	1453	1483	1518	1568	1743

Freestanding

neighborhood 6024MJ



Mobile square ottoman
Fully upholstered
Jump master stitched

Four casters

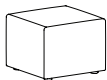
SCS Indoor Advantage™ Gold and LEVEL® 2 certified. See terms and conditions for additional environmental information.

Jump Master Stitch Specification: Thread color must be specified. Reference Neighborhood/Stitching on BernhardtDesign.com for thread color options.

Seat Height	Arm Height	W	D	H	Fabric	Leather	Weight	Cubes/Qty
16½"	-	21"	21"	16½"	2.25 yds.	30.0'	37 lbs.	10.0'/1
419 mm		533 mm	533 mm	419 mm	2.1 m	2.8 sqm	16.8 kg	.28 cu.

COM	COL	1	2	3	4	5	6	7	8	9	10	11
1114	1159	1339	1384	1409	1444	1484	1504	1539	1569	1604	1654	1829

neighborhood 6024



Single-seat ottoman
Fully upholstered
Saddle stitched

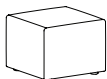
Non-marring adjustable glides

SCS Indoor Advantage™ Gold and LEVEL® 2 certified. See terms and conditions for additional environmental information.

Seat Height	Arm Height	W	D	H	Fabric	Leather	Weight	Cubes/Qty
16½"	-	21"	20"	16½"	2.25 yds.	30.0'	37 lbs.	10.0'/1
419 mm	-	533 mm	533 mm	419 mm	2.1 m	2.8 sqm	16.8 kg	.28 cu.

COM	COL	1	2	3	4	5	6	7	8	9	10	11
942	987	1167	1212	1237	1272	1312	1332	1367	1397	1432	1482	1657

neighborhood 6024J



Single-seat ottoman
Fully upholstered
Jump master stitched

Non-marring adjustable glides

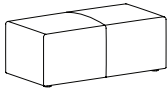
SCS Indoor Advantage™ Gold and LEVEL® 2 certified. See terms and conditions for additional environmental information.

Jump Master Stitch Specification: Thread color must be specified. Reference Neighborhood/Stitching on BernhardtDesign.com for thread color options.

Seat Height	Arm Height	W	D	H	Fabric	Leather	Weight	Cubes/Qty
16½"	-	21"	21"	16½"	2.25 yds.	30.0'	37 lbs.	10.0'/1
419 mm		533 mm	533 mm	419 mm	2.1 m	2.8 sqm	16.8 kg	.28 cu.

COM	COL	1	2	3	4	5	6	7	8	9	10	11
1028	1073	1253	1298	1323	1358	1398	1418	1453	1483	1518	1568	1743

neighborhood 6025



**Two-seat bench
Fully upholstered
Saddle stitched**

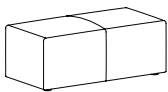
Non-marring adjustable glides

SCS Indoor Advantage™ Gold and LEVEL® 2 certified. See terms and conditions for additional environmental information.

Seat Height	Arm Height	W	D	H	Fabric	Leather	Weight	Cubes/Qty
16½"	-	41½"	21"	16½"	4.0 yds.	65.0'	51 lbs.	20.0'/1
419 mm	-	1054 mm	533 mm	419 mm	3.7 m	6.0 sqm	23.1 kg	.57 cu.

COM	COL	1	2	3	4	5	6	7	8	9	10	11
1455	1535	1855	1935	1980	2042	2113	2149	2211	2264	2327	2415	2727

neighborhood 6025J



**Two-seat Bench
Fully upholstered
Jump master stitched**

Non-marring adjustable glides

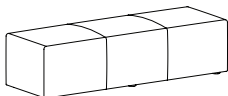
SCS Indoor Advantage™ Gold and LEVEL® 2 certified. See terms and conditions for additional environmental information.

Jump Master Stitch Specification: Thread color must be specified. Reference Neighborhood/Stitching on BernhardtDesign.com for thread color options.

Seat Height	Arm Height	W	D	H	Fabric	Leather	Weight	Cubes/Qty
16½"	-	41½"	21"	16½"	4.0 yds.	65.0'	51 lbs.	20.0'/1
419 mm	-	1054 mm	533 mm	419 mm	3.7 m	6.0 sqm	23.1 kg	.57 cu.

COM	COL	1	2	3	4	5	6	7	8	9	10	11
1541	1621	1941	2021	2066	2128	2199	2235	2297	2350	2413	2501	2813

neighborhood 6027



**Three-seat bench
Fully upholstered
Saddle stitched**

Non-marring adjustable glides

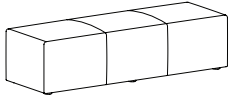
SCS Indoor Advantage™ Gold and LEVEL® 2 certified. See terms and conditions for additional environmental information.

Seat Height	Arm Height	W	D	H	Fabric	Leather	Weight	Cubes/Qty
16½"	-	62"	21"	16½"	6.0 yds.	100.0'	66 lbs.	25.0'/1
419 mm	-	1575 mm	533 mm	419 mm	5.5 m	9.3 sqm	29.9 kg	.71 cu.

COM	COL	1	2	3	4	5	6	7	8	9	10	11
2052	2172	2652	2772	2839	2932	3039	3092	3186	3266	3359	3492	3959

Freestanding

neighborhood 6027J



**Three-seat bench
Fully upholstered
Jump master stitched**

Non-marring adjustable glides

SCS Indoor Advantage™ Gold and LEVEL® 2 certified. See terms and conditions for additional environmental information.

Jump Master Stitch Specification: Thread color must be specified. Reference Neighborhood/Stitching on BernhardtDesign.com for thread color options.

Seat Height	Arm Height	W	D	H	Fabric	Leather	Weight	Cubes/Qty
16½"	-	62"	21"	16½"	6.0 yds.	100.0'	66 lbs.	25.0'/1
419 mm		1575 mm	533 mm	419 mm	5.5 m	9.3 sqm	29.9 kg	.71 cu.

COM	COL	1	2	3	4	5	6	7	8	9	10	11
2180	2300	2780	2900	2967	3060	3167	3220	3314	3394	3487	3620	4087

neighborhood 6021



**Round ottoman
Fully upholstered
Saddle stitched**

Non-marring adjustable glides

SCS Indoor Advantage™ Gold and LEVEL® 2 certified. See terms and conditions for additional environmental information.

Seat Height	Arm Height	W	D	H	Fabric	Leather	Weight	Cubes/Qty
16½"	-	21"	21"	16½"	1.75 yds.	24.0'	30 lbs.	10.0'/1
419 mm	-	533 mm	533 mm	419 mm	1.6 m	2.2 sqm	13.6 kg	.28 cu.

COM	COL	1	2	3	4	5	6	7	8	9	10	11
1028	1063	1203	1238	1258	1285	1316	1332	1359	1382	1410	1448	1585

neighborhood 6021J



**Round ottoman
Fully upholstered
Jump master stitched**

Non-marring adjustable glides

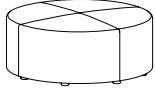
SCS Indoor Advantage™ Gold and LEVEL® 2 certified. See terms and conditions for additional environmental information.

Jump Master Stitch Specification: Thread color must be specified. Reference Neighborhood/Stitching on BernhardtDesign.com for thread color options.

Seat Height	Arm Height	W	D	H	Fabric	Leather	Weight	Cubes/Qty
16½"	-	21"	21"	16½"	1.75 yds.	24.0'	30 lbs.	10.0'/1
419 mm	-	533 mm	533 mm	419 mm	1.6 m	2.2 sqm	13.6 kg	.28 cu.

COM	COL	1	2	3	4	5	6	7	8	9	10	11
1114	1149	1289	1324	1344	1371	1402	1418	1445	1468	1496	1534	1671

neighborhood 6022



Large round Ottoman
Fully upholstered
Saddle stitched

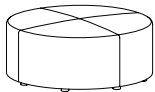
Non-marring adjustable glides

SCS Indoor Advantage™ Gold and LEVEL® 2 certified. See terms and conditions for additional environmental information.

Seat Height	Arm Height	W	D	H	Fabric	Leather	Weight	Cubes/Qty
16½"	-	41"	41"	16½"	4.0 yds.	70.0'	79 lbs.	40.0'/1
419 mm	-	1041 mm	1041 mm	419 mm	3.7 m	6.5 sqm	35.9 kg	1.13 cu.

COM	COL	1	2	3	4	5	6	7	8	9	10	11
2052	2132	2452	2532	2577	2639	2710	2746	2808	2861	2924	3012	3324

neighborhood 6022J



Large round Ottoman
Fully upholstered
Jump master stitched

Non-marring adjustable glides

SCS Indoor Advantage™ Gold and LEVEL® 2 certified. See terms and conditions for additional environmental information.

Jump Master Stitch Specification: Thread color must be specified. Reference Neighborhood/Stitching on BernhardtDesign.com for thread color options.

Seat Height	Arm Height	W	D	H	Fabric	Leather	Weight	Cubes/Qty
16½"	-	41"	41"	16½"	4.0 yds.	70.0'	79 lbs.	40.0'/1
419 mm	-	1041 mm	1041 mm	419 mm	3.7 m	6.5 sqm	35.9 kg	1.13 cu.

COM	COL	1	2	3	4	5	6	7	8	9	10	11
2180	2260	2580	2660	2705	2767	2838	2874	2936	2989	3052	3140	3452

neighborhood 6020



Half round ottoman
Fully upholstered
Saddle stitched

Non-marring adjustable glides

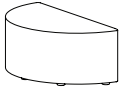
SCS Indoor Advantage™ Gold and LEVEL® 2 certified. See terms and conditions for additional environmental information.

Seat Height	Arm Height	W	D	H	Fabric	Leather	Weight	Cubes/Qty
16½"	-	41"	20½"	16½"	2.6 yds.	45.0'	41 lbs.	25.0'/1
419 mm	-	1041 mm	521 mm	419 mm	2.4 m	4.2 sqm	18.6 kg	.71 cu.

COM	COL	1	2	3	4	5	6	7	8	9	10	11
1284	1336	1544	1596	1625	1666	1712	1735	1776	1810	1851	1908	2111

Freestanding

neighborhood 6020J



Half round ottoman
Fully upholstered
Jump master stitched

Non-marring adjustable glides

SCS Indoor Advantage™ Gold and LEVEL® 2 certified. See terms and conditions for additional environmental information.

Jump Master Stitch Specification: Thread color must be specified. Reference Neighborhood/Stitching on BernhardtDesign.com for thread color options.

Seat Height	Arm Height	W	D	H	Fabric	Leather	Weight	Cubes/Qty
16½"	-	41"	20½"	16½"	2.6 yds.	45.0'	41 lbs.	25.0'/1
419 mm	-	1041 mm	521 mm	419 mm	2.4 m	4.2 sqm	18.6 kg	.71 cu.

COM	COL	1	2	3	4	5	6	7	8	9	10	11
1370	1422	1630	1682	1711	1752	1798	1821	1862	1896	1937	1994	2197

neighborhood 6019



Oval ottoman
Fully upholstered
Saddle stitched

Non-marring adjustable glides

SCS Indoor Advantage™ Gold and LEVEL® 2 certified. See terms and conditions for additional environmental information.

Seat Height	Arm Height	W	D	H	Fabric	Leather	Weight	Cubes/Qty
16½"	-	55½"	42"	16½"	3.5 yds.	60.0'	95 lbs.	45.0'/1
419 mm	-	410 mm	1067 mm	419 mm	3.2 m	5.6 sqm	43.1 kg	1.27 cu.

COM	COL	1	2	3	4	5	6	7	8	9	10	11
2392	2462	2742	2812	2851	2906	2968	2999	3054	3100	3155	3232	3505

neighborhood 6019J



Oval ottoman
Fully upholstered
Jump master stitched

Non-marring adjustable glides

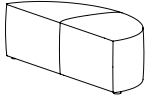
SCS Indoor Advantage™ Gold and LEVEL® 2 certified. See terms and conditions for additional environmental information.

Jump Master Stitch Specification: Thread color must be specified. Reference Neighborhood/Stitching on BernhardtDesign.com for thread color options.

Seat Height	Arm Height	W	D	H	Fabric	Leather	Weight	Cubes/Qty
16½"	-	55½"	42"	16½"	3.5 yds.	60.0'	95 lbs.	45.0'/1
419 mm	-	410 mm	1067 mm	419 mm	3.2 m	5.6 sqm	43.1 kg	1.27 cu.

COM	COL	1	2	3	4	5	6	7	8	9	10	11
2520	2590	2870	2940	2979	3034	3096	3127	3182	3228	3283	3360	3633

neighborhood 6044



**Half oval ottoman
Fully upholstered
Saddle stitched**

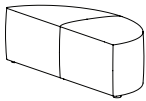
Non-marring adjustable glides
Pivoting connectors

SCS Indoor Advantage™ Gold and LEVEL® 2 certified. See terms and conditions for additional environmental information.

Seat Height	Arm Height	W	D	H	Fabric	Leather	Weight	Cubes/Qty
16½"	-	56"	21½"	16 1/2"	3.5 yds.	60.0'	61 lbs.	20.0'/1
419 mm	-	1422 mm	546 mm	419 mm	3.2 m	5.6 sqm	27.7 kg	.57 cu.

COM	COL	1	2	3	4	5	6	7	8	9	10	11
1626	1696	1976	2046	2085	2140	2202	2233	2288	2334	2389	2466	2739

neighborhood 6044J



**Half oval ottoman
Fully upholstered
Jump master stitched**

Non-marring adjustable glides
Pivoting connectors

SCS Indoor Advantage™ Gold and LEVEL® 2 certified. See terms and conditions for additional environmental information.

Jump Mater Stitch Specification: Thread color must be specified. Reference Neighborhood/Stitching on BernhardtDesign.com for thread color options.

Seat Height	Arm Height	W	D	H	Fabric	Leather	Weight	Cubes/Qty
16½"	-	56"	21 1/2"	16½"	3.5 yds.	60.0'	61 lbs.	20.0'/1
419 mm	-	1422 mm	546 mm	419 mm	3.2 m	5.6 sqm	27.7 kg	.57 cu.

COM	COL	1	2	3	4	5	6	7	8	9	10	11
1709	1779	2059	2129	2168	2223	2285	2316	2371	2417	2472	2549	2822

Freestanding mid height work tables

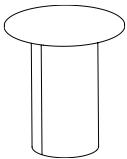


22" round worksurface with 12½" round upholstered base.
 Worksurface available in oak veneer, laminate and corian.
 When specifying light finishes the natural characteristics of the wood will be visible and color will vary.
 Upholstered base with saddle stitch or jump master stitch. Jump master stitch specification: Thread color must be specified.
 Reference Neighborhood/Stitching on BernhardtDesign.com for color options.

Contact sales representative for approved Bernhardt Textiles for Neighborhood tables.

Worksurface Height	L	D	H	Fabric	Leather	Weight	Cubes/Qty
23¾"	22"	22"	23¾"	1.25 yds.	25.0'	95 lbs.	94.5/1
603 mm	559 mm	559 mm	603 mm	1.1 m	2.3 sqm	43.1 kg	2.7 cu.

neighborhood



R1X Oak Worksurface. Saddle Stitch Upholstered Base

COM	COL	1	2	3	4	5	6	7	8	9	10	11
1880	1905	2005	2030	2044	2064	2086	2097	2117	2133	2153	2180	2278

Specify veneer code C for oak worksurface. Specify finish code.

R1X Laminate Worksurface. Saddle Stitch Upholstered Base

COM	COL	1	2	3	4	5	6	7	8	9	10	11
2052	2077	2177	2202	2216	2236	2258	2269	2289	2305	2325	2352	2450

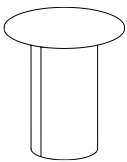
Specify veneer code F for laminate designer white worksurface.

R1X Corian Worksurface. Saddle Stitch Upholstered Base

COM	COL	1	2	3	4	5	6	7	8	9	10	11
2392	2417	2517	2542	2556	2576	2598	2609	2629	2645	2665	2692	2790

Specify veneer code 8 for corian glacier white worksurface.

neighborhood



R1J Oak Worksurface. Jump Master Stitch Upholstered Base

COM	COL	1	2	3	4	5	6	7	8	9	10	11
1966	1991	2091	2116	2130	2150	2172	2183	2203	2219	2239	2266	2364

Specify veneer code C for oak worksurface. Specify finish code.

R1J Laminate Worksurface. Jump Master Stitch Upholstered Base

COM	COL	1	2	3	4	5	6	7	8	9	10	11
2138	2163	2263	2288	2302	2322	2344	2355	2375	2391	2411	2438	2536

Specify veneer code F for laminate designer white worksurface.

R1J Corian Worksurface. Jump Master Stitch Upholstered Base

COM	COL	1	2	3	4	5	6	7	8	9	10	11
2478	2503	2603	2628	2642	2662	2684	2695	2715	2731	2751	2778	2876

Specify veneer code 8 for corian glacier white worksurface.

series	sku	veneer	power finish	power	finish
J		C oak F laminate - designer white 8 corian - glacier white	X none	X none	

Freestanding mid height work tables

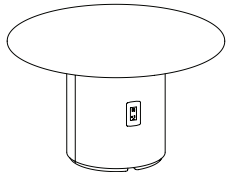


42" round worksurface with 19½" round upholstered base.
 Worksurface available in oak veneer, laminate and corian.
 When specifying light finishes the natural characteristics of the wood will be visible and color will vary.
 Upholstered base with saddle stitch or jump master stitch. Jump master stitch specification: Thread color must be specified.
 Reference Neighborhood/Stitching on BernhardtDesign.com for color options.

Contact sales representative for approved Bernhardt Textiles for Neighborhood tables.
 When power is specified, (1) 15 amp receptacle, (1) 2 amp USB-A port, 10 watt and (1) 2 amp USB-C port, 20 watt are provided.
 An upcharge of \$1073 applies.

Worksurface Height	L	D	H	Fabric	Leather	Weight	Cubes/Qty
23¾"	42"	42"	23¾"	2.0 yds.	35.0'	235 lbs.	50.0/1
603 mm	1067 mm	1067 mm	603 mm	1.8 m	3.3sqm	106.8 kg	1.4 cu.

neighborhood



R2X Oak Worksurface. Saddle Stitch Upholstered Base

COM	COL	1	2	3	4	5	6	7	8	9	10	11
4057	4097	4257	4297	4320	4351	4386	4404	4435	4462	4493	4537	4693

Specify veneer code C for oak worksurface. Specify finish code. Add \$1073 when specifying power.

R2X Laminate Worksurface. Saddle Stitch Upholstered Base

COM	COL	1	2	3	4	5	6	7	8	9	10	11
4394	4434	4594	4634	4657	4688	4723	4741	4772	4799	4830	4874	5030

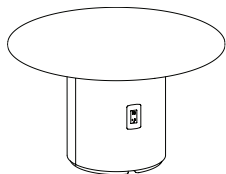
Specify veneer code F for laminate designer white worksurface. Add \$1073 when specifying power.

R2X Corian Worksurface. Saddle Stitch Upholstered Base

COM	COL	1	2	3	4	5	6	7	8	9	10	11
6270	6310	6470	6510	6533	6564	6599	6617	6648	6675	6706	6750	6906

Specify veneer code 8 for corian glacier white worksurface. Add \$1073 when specifying power.

neighborhood



R2J Oak Worksurface. Jump Master Stitch Upholstered Base

COM	COL	1	2	3	4	5	6	7	8	9	10	11
4140	4180	4340	4380	4403	4434	4469	4487	4518	4545	4576	4620	4776

Specify veneer code C for oak worksurface. Specify finish code. Add \$1073 when specifying power.

R2J Laminate Worksurface. Jump Master Stitch Upholstered Base

COM	COL	1	2	3	4	5	6	7	8	9	10	11
4481	4521	4681	4721	4744	4775	4810	4828	4859	4886	4917	4961	5117

Specify veneer code F for laminate designer white worksurface. Add \$1073 when specifying power.

R2J Corian Worksurface. Jump Master Stitch Upholstered Base

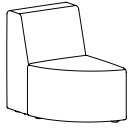
COM	COL	1	2	3	4	5	6	7	8	9	10	11
6355	6395	6555	6595	6618	6649	6684	6702	6733	6760	6791	6835	6991

Specify veneer code 8 for corian glacier white worksurface. Add \$1073 when specifying power.

series	sku	veneer	power finish	power	finish
J		C oak F laminate - designer white 8 corian - glacier white	4 aluminum powder coat X none	X none Q power + usb (1) upcharge \$1106	

Single Sided Connecting Modules

neighborhood 6033



Left end facing module
Fully upholstered
Saddle stitched

Non-marring adjustable glides
Pivoting connectors

When using a combination of fabrics or leathers, specify the application by designating the appropriate letter, shown below, on the purchase order. Yardage shown must be used.

- A) One fabric or leather for seat
yardage: 2.25 yds. leather: 37.0 sq. ft.
- B) One fabric or leather for back and back side panels
yardage: 3.0 yds. leather: 50.0 sq. ft.

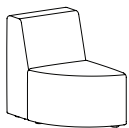
See terms and conditions for contrasting upholstery upcharges.

SCS Indoor Advantage™ Gold and LEVEL® 2 certified. See terms and conditions for additional environmental information.

Seat Height	Arm Height	W	D	H	Fabric	Leather	Weight	Cubes/Qty
16½"	-	21"	31¼"	28¾"	4.0 yds.	66.0'	60.0 lbs.	20.0'/1
419 mm	-	533 mm	794 mm	733 mm	3.7 m	6.1 sqm	27.2 kg	.57 cu.

COM	COL	1	2	3	4	5	6	7	8	9	10	11
1795	1875	2195	2275	2320	2382	2453	2489	2551	2604	2667	2755	3067

neighborhood 6033J



Left end facing module
Fully upholstered
Jump master stitched

Non-marring adjustable glides
Pivoting connectors

When using a combination of fabrics or leathers, specify the application by designating the appropriate letter, shown below, on the purchase order. Yardage shown must be used.

- A) One fabric or leather for seat
yardage: 2.25 yds. leather: 37.0 sq. ft.
- B) One fabric or leather for back and back side panels
yardage: 3.0 yds. leather: 50.0 sq. ft.

See terms and conditions for contrasting upholstery upcharges..

SCS Indoor Advantage™ Gold and LEVEL® 2 certified. See terms and conditions for additional environmental information.

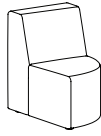
Jump Master Stitch Specification: Thread color must be specified. Reference Neighborhood/Stitching on BernhardtDesign.com for thread color options.

Seat Height	Arm Height	W	D	H	Fabric	Leather	Weight	Cubes/Qty
16½"	-	21"	31¼"	28¾"	4.0 yds.	66.0'	60.0 lbs.	20.0'/1
419 mm	-	533 mm	794 mm	733 mm	3.7 m	6.1 sqm	27.2 kg	.57 cu.

COM	COL	1	2	3	4	5	6	7	8	9	10	11
1924	2004	2324	2404	2449	2511	2582	2618	2680	2733	2796	2884	3196

Single Sided Connecting Modules

neighborhood 6034



**Right end facing module
Fully upholstered
Saddle stitched**

Non-marring adjustable glides
Pivoting connectors

When using a combination of fabrics or leathers, specify the application by designating the appropriate letter, shown below, on the purchase order. Yardage shown must be used.

- A) One fabric or leather for seat
yardage: 2.25 yds. leather: 37.0 sq. ft.
- B) One fabric or leather for back and back side panels
yardage: 3.0 yds. leather: 50.0 sq. ft.

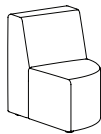
See terms and conditions for contrasting upholstery upcharges.

SCS Indoor Advantage™ Gold and LEVEL® 2 certified. See terms and conditions for additional environmental information.

Seat Height	Arm Height	W	D	H	Fabric	Leather	Weight	Cubes/Qty
16½"	-	21"	31¼"	28¾"	4.0 yds.	66.0'	60.0 lbs.	20.0'/1
419 mm	-	533 mm	794 mm	733 mm	3.7 m	6.1 sqm	27.2 kg	.57 cu.

COM	COL	1	2	3	4	5	6	7	8	9	10	11
1795	1875	2195	2275	2320	2382	2453	2489	2551	2604	2667	2755	3067

neighborhood 6034J



**Right end facing module
Fully upholstered
Jump master stitched**

Non-marring adjustable glides
Pivoting connectors

When using a combination of fabrics or leathers, specify the application by designating the appropriate letter, shown below, on the purchase order. Yardage shown must be used.

- A) One fabric or leather for seat
yardage: 2.25 yds. leather: 37.0 sq. ft.
- B) One fabric or leather for back and back side panels
yardage: 3.0 yds. leather: 50.0 sq. ft.

See terms and conditions for contrasting upholstery upcharges.

SCS Indoor Advantage™ Gold and LEVEL® 2 certified. See terms and conditions for additional environmental information.


Jump Master Stitch Specification: Thread color must be specified. Reference Neighborhood/Stitching on BernhardtDesign.com for thread color options.

Seat Height	Arm Height	W	D	H	Fabric	Leather	Weight	Cubes/Qty
16½"	-	21"	31¼"	28¾"	4.0 yds.	66.0'	60.0 lbs.	20.0'/1
419 mm	-	533 mm	794 mm	733 mm	3.7 m	6.1 sqm	27.2 kg	.57 cu.

COM	COL	1	2	3	4	5	6	7	8	9	10	11
1924	2004	2324	2404	2449	2511	2582	2618	2680	2733	2796	2884	3196

Single Sided Connecting Modules

neighborhood 6031



Straight connector
Fully upholstered
Saddle stitched

Non-marring adjustable glides
Pivoting connectors

When using a combination of fabrics or leathers, specify the application by designating the appropriate letter, shown below, on the purchase order. Yardage shown must be used.

- A) One fabric or leather for seat
yardage: 2.75 yds. leather: 45.0 sq. ft.
- B) One fabric or leather for back and back side panels
yardage: 2.75 yds. leather: 45.0 sq. ft.

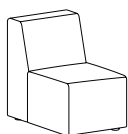
See terms and conditions for contrasting upholstery upcharges.

SCS Indoor Advantage™ Gold and LEVEL® 2 certified. See terms and conditions for additional environmental information.

Seat Height	Arm Height	W	D	H	Fabric	Leather	Weight	Cubes/Qty
16½"	-	21"	31¼"	28¾"	3.75 yds.	61.0'	55 lbs.	20.0'/1
419 mm	-	533 mm	794 mm	733 mm	3.4 m	5.7 sqm	24.9 kg	.57 cu.

COM	COL	1	2	3	4	5	6	7	8	9	10	11
1795	1870	2170	2245	2287	2345	2412	2445	2504	2554	2612	2695	2987

neighborhood 6031J



Straight connector
Fully upholstered
Jump master stitched

Non-marring adjustable glides
Pivoting connectors

When using a combination of fabrics or leathers, specify the application by designating the appropriate letter, shown below, on the purchase order. Yardage shown must be used.

- A) One fabric or leather for seat
yardage: 2.75 yds. leather: 45.0 sq. ft.
- B) One fabric or leather for back and back side panels
yardage: 2.75 yds. leather: 45.0 sq. ft.

See terms and conditions for contrasting upholstery upcharges.

SCS Indoor Advantage™ Gold and LEVEL® 2 certified. See terms and conditions for additional environmental information.

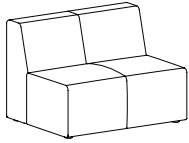
Jump Master Stitch Specification: Thread color must be specified. Reference Neighborhood/Stitching on BernhardtDesign.com for thread color options.

Seat Height	Arm Height	W	D	H	Fabric	Leather	Weight	Cubes/Qty
16½"	-	21"	31¼"	28¾"	3.75 yds.	61.0'	55 lbs.	20.0'/1
419 mm	-	533 mm	794 mm	733 mm	3.4 m	5.7 sqm	24.9 kg	.57 cu.

COM	COL	1	2	3	4	5	6	7	8	9	10	11
1924	1999	2299	2374	2416	2474	2541	2574	2633	2683	2741	2824	3116

Single Sided Connecting Modules

neighborhood 6035



**Two-seat
Straight connector
Fully upholstered
Saddle stitched**

Non-marring adjustable glides
Pivoting connectors

When using a combination of fabrics or leathers, specify the application by designating the appropriate letter, shown below, on the purchase order. Yardage shown must be used.

- A) One fabric or leather for seat
yardage: 3.75 yds. leather: 61.0 sq. ft.
- B) One fabric or leather for back and back side panels
yardage: 3.5 yds. leather: 58.0 sq. ft.


See terms and conditions for contrasting upholstery upcharges.

SCS Indoor Advantage™ Gold and LEVEL® 2 certified. See terms and conditions for additional environmental information.

Seat Height	Arm Height	W	D	H	Fabric	Leather	Weight	Cubes/Qty
16½"	-	41½"	31¾"	28¾"	6.0 yds.	96.0'	112 lbs.	36.75'/1
419 mm	-	1054 mm	794 mm	733 mm	5.5 m	8.9 sqm	50.8 kg	1.04 cu.

COM	COL	1	2	3	4	5	6	7	8	9	10	11
2734	2854	3334	3454	3521	3614	3721	3774	3868	3948	4041	4174	4641

neighborhood 6035J



**Two-seat
Straight connector
Fully upholstered
Jump master stitched**

Non-marring adjustable glides
Pivoting connectors

When using a combination of fabrics or leathers, specify the application by designating the appropriate letter, shown below, on the purchase order. Yardage shown must be used.

- A) One fabric or leather for seat
yardage: 3.75 yds. leather: 61.0 sq. ft.
- B) One fabric or leather for back and back side panels
yardage: 3.5 yds. leather: 58.0 sq. ft.

See terms and conditions for contrasting upholstery upcharges.

SCS Indoor Advantage™ Gold and LEVEL® 2 certified. See terms and conditions for additional environmental information.

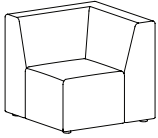
Jump Master Stitch Specification: Thread color must be specified. Reference Neighborhood/Stitching on BernhardtDesign.com for thread color options.

Seat Height	Arm Height	W	D	H	Fabric	Leather	Weight	Cubes/Qty
16½"	-	41½"	31¾"	28¾"	6.0 yds.	96.0'	112 lbs.	36.75'/1
419 mm	-	1054 mm	794 mm	733 mm	5.5 m	8.9 sqm	50.8 kg	1.04 cu.

COM	COL	1	2	3	4	5	6	7	8	9	10	11
2905	3025	3505	3625	3692	3785	3892	3945	4039	4119	4212	4345	4812

Single Sided Connecting Modules

neighborhood 6038



**90° Corner connector
Fully upholstered
Saddle stitched**

Non-marring adjustable glides
Pivoting connectors

When using a combination of fabrics or leathers, specify the application by designating the appropriate letter, shown below, on the purchase order. Yardage shown must be used.

- A) One fabric or leather for seat
yardage: 2.75 yds. leather: 45.0 sq. ft.
- B) One fabric or leather for back and back side panels
yardage: 4.5 yds. leather: 73.0 sq. ft.

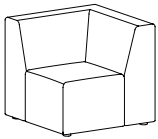
See terms and conditions for contrasting upholstery upcharges.

SCS Indoor Advantage™ Gold and LEVEL® 2 certified. See terms and conditions for additional environmental information.

Seat Height	Arm Height	W	D	H	Fabric	Leather	Weight	Cubes/Qty
16½"	-	43¾"	43¾"	28¾"	7.25 yds.	125.0'	86 lbs.	36.75/1
419 mm	-	1102 mm	1092 mm	733 mm	6.6 m	11.6 sqm	39.0 kg	1.04 cu.

COM	COL	1	2	3	4	5	6	7	8	9	10	11
2222	2367	2947	3092	3173	3286	3415	3479	3592	3689	3801	3962	4526

neighborhood 6038J



**90° Corner connector
Fully upholstered
Jump master stitched**

Non-marring adjustable glides
Pivoting connectors

When using a combination of fabrics or leathers, specify the application by designating the appropriate letter, shown below, on the purchase order. Yardage shown must be used.

- A) One fabric or leather for seat
yardage: 2.75 yds. leather: 45.0 sq. ft.
- B) One fabric or leather for back and back side panels
yardage: 4.5 yds. leather: 73.0 sq. ft.

See terms and conditions for contrasting upholstery upcharges.

SCS Indoor Advantage™ Gold and LEVEL® 2 certified. See terms and conditions for additional environmental information.

Jump Master Stitch Specification: Thread color must be specified. Reference Neighborhood/Stitching on BernhardtDesign.com for thread color options.

Seat Height	Arm Height	W	D	H	Fabric	Leather	Weight	Cubes/Qty
16½"	-	43¾"	43¾"	28¾"	7.25 yds.	125.0'	86 lbs.	36.75/1
419 mm	-	1102 mm	1092 mm	733 mm	6.6 m	11.6 sqm	39.0 kg	1.04 cu.

COM	COL	1	2	3	4	5	6	7	8	9	10	11
2392	2537	3117	3262	3343	3456	3585	3649	3762	3859	3971	4132	4696

Single Sided Connecting Modules

neighborhood 6039



**90° Curved connector
Fully upholstered
Saddle stitched**

Non-marring adjustable glides
Pivoting connectors

When using a combination of fabrics or leathers, specify the application by designating the appropriate letter, shown below, on the purchase order. Yardage shown must be used.

- A) One fabric or leather for seat
yardage: 2.25 yds. leather: 37.0 sq. ft.
- B) One fabric or leather for back and back side panels
yardage: 3.75 yds. leather: 61.0 sq. ft.

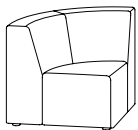
See terms and conditions for contrasting upholstery upcharges.

SCS Indoor Advantage™ Gold and LEVEL® 2 certified. See terms and conditions for additional environmental information.

Seat Height	Arm Height	W	D	H	Fabric	Leather	Weight	Cubes/Qty
16½"	-	43¾"	43¾"	28¾"	6.75 yds.	115.0'	62 lbs.	36.75/1
419 mm	-	1102 mm	781 mm	733 mm	6.2 m	10.7 sqm	28.1 kg	1.04 cu.

COM	COL	1	2	3	4	5	6	7	8	9	10	11
2222	2357	2897	3032	3107	3212	3332	3392	3497	3587	3692	3842	4367

neighborhood 6039J



**90° Curved connector
Fully upholstered
Jump master stitched**

Non-marring adjustable glides
Pivoting connectors

When using a combination of fabrics or leathers, specify the application by designating the appropriate letter, shown below, on the purchase order. Yardage shown must be used.

- A) One fabric or leather for seat
yardage: 2.25 yds. leather: 37.0 sq. ft.
- B) One fabric or leather for back and back side panels
yardage: 3.75 yds. leather: 61.0 sq. ft.

See terms and conditions for contrasting upholstery upcharges.

SCS Indoor Advantage™ Gold and LEVEL® 2 certified. See terms and conditions for additional environmental information.

Jump Master Stitch Specification: Thread color must be specified. Reference Neighborhood/Stitching on BernhardtDesign.com for thread color options.

Seat Height	Arm Height	W	D	H	Fabric	Leather	Weight	Cubes/Qty
16½"	-	43¾"	43¾"	28¾"	6.75 yds.	115.0'	62 lbs.	36.75/1
419 mm	-	1102 mm	781 mm	733 mm	6.2 m	10.7 sqm	28.1 kg	1.04 cu.

COM	COL	1	2	3	4	5	6	7	8	9	10	11
2392	2527	3067	3202	3277	3382	3502	3562	3667	3757	3862	4012	4537

Single Sided Connecting Modules

neighborhood 6040



45° Inverted curved connector
Fully upholstered
Saddle stitched

Non-marring adjustable glides
Pivoting connectors

When using a combination of fabrics or leathers, specify the application by designating the appropriate letter, shown below, on the purchase order. Yardage shown must be used.

- A) One fabric or leather for seat
yardage: 3.25 yds. leather: 53.0 sq. ft.
- B) One fabric or leather for back and back side panels
yardage: 2.25 yds. leather: 37.0sq. ft.

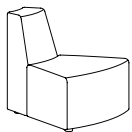
See terms and conditions for contrasting upholstery upcharges.

SCS Indoor Advantage™ Gold and LEVEL® 2 certified. See terms and conditions for additional environmental information.

Seat Height	Arm Height	W	D	H	Fabric	Leather	Weight	Cubes/Qty
16½"	-	31¼"	31½"	28¾"	4.0 yds.	70.0'	70 lbs.	42.0'/1
419 mm	-	794 mm	800 mm	733 mm	3.7 m	6.5 sqm	31.8 kg	1.19 cu.

COM	COL	1	2	3	4	5	6	7	8	9	10	11
2052	2132	2452	2532	2577	2639	2710	2746	2808	2861	2924	3012	3324

neighborhood 6040J



45° Inverted curved connector
Fully upholstered
Jump master stitched

Non-marring adjustable glides
Pivoting connectors

When using a combination of fabrics or leathers, specify the application by designating the appropriate letter, shown below, on the purchase order. Yardage shown must be used.

- A) One fabric or leather for seat
yardage: 3.25 yds. leather: 53.0 sq. ft.
- B) One fabric or leather for back and back side panels
yardage: 2.25 yds. leather: 37.0 sq. ft.

See terms and conditions for contrasting upholstery upcharges.

SCS Indoor Advantage™ Gold and LEVEL® 2 certified. See terms and conditions for additional environmental information.

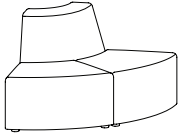
Jump Master Stitch Specification: Thread color must be specified. Reference Neighborhood/Stitching on BernhardtDesign.com for thread color options.

Seat Height	Arm Height	W	D	H	Fabric	Leather	Weight	Cubes/Qty
16½"	-	31¼"	31½"	28¾"	4.0 yds.	70.0'	70 lbs.	42.0'/1
419 mm	-	794 mm	800 mm	733 mm	3.7 m	6.5 sqm	31.8 kg	1.19 cu.

COM	COL	1	2	3	4	5	6	7	8	9	10	11
2180	2260	2580	2660	2705	2767	2838	2874	2936	2989	3052	3140	3452

Single Sided Connecting Modules

neighborhood 6041



**90° Inverted curved connector
Fully upholstered
Saddle Stitched**

Non-marring adjustable glides
Pivoting connectors

When using a combination of fabrics or leathers, specify the application by designating the appropriate letter, shown below, on the purchase order. Yardage shown must be used.

- A) One fabric or leather for seat
yardage: 4.25 yds. leather: 69.0 sq. ft.
- B) One fabric or leather for back and back side panels
yardage: 2.75 yds. leather: 45.0 sq. ft.


See terms and conditions for contrasting upholstery upcharges..

SCS Indoor Advantage™ Gold and LEVEL® 2 certified. See terms and conditions for additional environmental information.

Seat Height	Arm Height	W	D	H	Fabric	Leather	Weight	Cubes/Qty
16½"	-	57¾"	33½"	28¾"	6.0 yds.	97.0'	86 lbs.	90.0'/1
419 mm	-	1467 mm	851mm	733 mm	5.5 m	9.0 sqm	39.0 kg	2.55 cu.

COM	COL	1	2	3	4	5	6	7	8	9	10	11
3074	3194	3674	3794	3861	3954	4061	4114	4208	4288	4381	4514	4981

neighborhood 6041J



**90° Inverted curved connector
Fully upholstered
Jump master stitched**

Non-marring adjustable glides
Pivoting connectors

When using a combination of fabrics or leathers, specify the application by designating the appropriate letter, shown below, on the purchase order. Yardage shown must be used.

- A) One fabric or leather for seat
yardage: 4.25 yds. leather: 69.0 sq. ft.
- B) One fabric or leather for back and back side panels
yardage: 2.75 yds. leather: 45.0 sq. ft.

See terms and conditions for contrasting upholstery upcharges.

SCS Indoor Advantage™ Gold and LEVEL® 2 certified. See terms and conditions for additional environmental information.

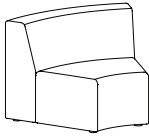
Jump Master Stitch Specification: Thread color must be specified. Reference Neighborhood/Stitching on BernhardtDesign.com for thread color options.

Seat Height	Arm Height	W	D	H	Fabric	Leather	Weight	Cubes/Qty
16½"	-	57¾"	33½"	28¾"	6.0 yds.	97.0'	86 lbs.	90.0'/1
419 mm	-	1467 mm	851mm	733 mm	6.6 m	1 sqm	39.0 kg	2.55 cu.

COM	COL	1	2	3	4	5	6	7	8	9	10	11
3244	3364	3844	3964	4031	4124	4231	4284	4378	4458	4551	4684	5151

Single Sided Connecting Modules

neighborhood 6048



**45° Curved connector
Fully upholstered
Saddle stitched**

Non-marring adjustable glides
Pivoting connectors

When using a combination of fabrics or leathers, specify the application by designating the appropriate letter, shown below, on the purchase order. Yardage shown must be used.

- A) One fabric or leather for seat
yardage: 2.75 yds. leather: 45.0 sq. ft.
- B) One fabric or leather for back and back side panels
yardage: 3.25 yds. leather: 53.0 sq. ft.

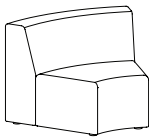
See terms and conditions for contrasting upholstery upcharges.

SCS Indoor Advantage™ Gold and LEVEL® 2 certified. See terms and conditions for additional environmental information.

Seat Height	Arm Height	W	D	H	Fabric	Leather	Weight	Cubes/Qty
16½"	-	41½"	32½"	28½"	5.5 yds.	90.0'	97 lbs.	54.0'/1
419 mm	-	1051 mm	829 mm	733 mm	5.1 m	8.4 sqm	44.0 kg	1.53 cu.

COM	COL	1	2	3	4	5	6	7	8	9	10	11
2222	2334	2782	2894	2957	3044	3143	3193	3280	3355	3442	3566	4002

neighborhood 6048J



**45° Curved connector
Fully upholstered
Jump master stitched**

Non-marring adjustable glides
Pivoting connectors

When using a combination of fabrics or leathers, specify the application by designating the appropriate letter, shown below, on the purchase order. Yardage shown must be used.

- A) One fabric or leather for seat
yardage: 2.75 yds. leather: 45.0 sq. ft.
- B) One fabric or leather for back and back side panels
yardage: 3.25 yds. leather: 53.0 sq. ft.

See terms and conditions for contrasting upholstery upcharges.

SCS Indoor Advantage™ Gold and LEVEL® 2 certified. See terms and conditions for additional environmental information.

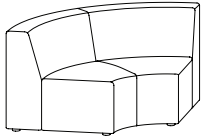
Jump Master Stitch Specification: Thread color must be specified. Reference Neighborhood/Stitching on BernhardtDesign.com for thread color options.

Seat Height	Arm Height	W	D	H	Fabric	Leather	Weight	Cubes/Qty
16½"	-	41½"	32½"	28½"	5.5 yds.	90.0'	97 lbs.	54.0'/1
419 mm	-	1051 mm	829 mm	733 mm	5.1 m	8.4 sqm	44.0 kg	1.53 cu.

COM	COL	1	2	3	4	5	6	7	8	9	10	11
2351	2463	2911	3023	3086	3173	3272	3322	3409	3484	3571	3695	4131

Single Sided Connecting Modules

neighborhood 6049



**90° Curved connector
Fully upholstered
Saddle stitched**

Non-marring adjustable glides
Pivoting connectors

When using a combination of fabrics or leathers, specify the application by designating the appropriate letter, shown below, on the purchase order. Yardage shown must be used.

- A) One fabric or leather for seat
yardage: 3.75 yds. leather: 61.0 sq. ft.
- B) One fabric or leather for back and back side panels
yardage: 5.5 yds. leather: 88.0 sq. ft.

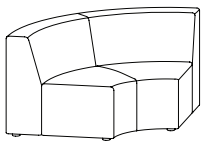
See terms and conditions for contrasting upholstery upcharges.

SCS Indoor Advantage™ Gold and LEVEL® 2 certified. See terms and conditions for additional environmental information.

Seat Height	Arm Height	W	D	H	Fabric	Leather	Weight	Cubes/Qty
16½"	-	65½"	35¼"	28¾"	7.5 yds.	120.0'	149 lbs.	108.0/1
419 mm	-	1654 mm	889 mm	733 mm	6.9 m	11.1 sqm	67.5 kg	3.06 cu.

COM	COL	1	2	3	4	5	6	7	8	9	10	11
3074	3224	3824	3974	4058	4174	4308	4374	4491	4591	4708	4874	5458

neighborhood 6049J



**90° Curved connector
Fully upholstered
Jump master stitched**

Non-marring adjustable glides
Pivoting connectors

When using a combination of fabrics or leathers, specify the application by designating the appropriate letter, shown below, on the purchase order. Yardage shown must be used.

- A) One fabric or leather for seat
yardage: 3.75 yds. leather: 61.0 sq. ft.
- B) One fabric or leather for back and back side panels
yardage: 5.5 yds. leather: 88.0 sq. ft.

See terms and conditions for contrasting upholstery upcharges.

SCS Indoor Advantage™ Gold and LEVEL® 2 certified. See terms and conditions for additional environmental information.

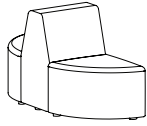
Jump Master Stitch Specification: Thread color must be specified. Reference Neighborhood/Stitching on BernhardtDesign.com for thread color options.

Seat Height	Arm Height	W	D	H	Fabric	Leather	Weight	Cubes/Qty
16½"	-	65½"	35¼"	28¾"	7.5 yds.	120.0'	149 lbs.	108.0/1
419 mm	-	1654 mm	889 mm	733 mm	6.9 m	11.1 sqm	67.5 kg	3.06 cu.

COM	COL	1	2	3	4	5	6	7	8	9	10	11
3244	3394	3994	4144	4228	4344	4478	4544	4661	4761	4878	5044	5628

Double Sided Connecting Modules

neighborhood 6045



**Double-sided
Curved end module
Fully upholstered
Saddle stitched**

Non-marring adjustable glides
Pivoting connectors

When using a combination of fabrics or leathers, specify the application by designating the appropriate letter, shown below, on the purchase order. Yardage shown must be used.

- A) One fabric or leather for seat
yardage: 4.0 yds. leather: 65.0 sq. ft.
- B) One fabric or leather for back and back side panels
yardage: 3.0 yds. leather: 50.0 sq. ft.

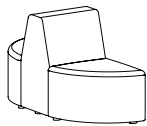
See terms and conditions for contrasting upholstery upcharges.

SCS Indoor Advantage™ Gold and LEVEL® 2 certified. See terms and conditions for additional environmental information.

Seat Height	Arm Height	W	D	H	Fabric	Leather	Weight	Cubes/Qty
16½"	-	21"	56"	28¾"	4.75 yds.	66.0'	86 lbs.	30.0'/1
419 mm	-	533 mm	1422 mm	733 mm	4.3 m	6.1 sqm	39.0 kg	.85 cu.

COM	COL	1	2	3	4	5	6	7	8	9	10	11
2818	2913	3293	3388	3441	3515	3600	3642	3716	3779	3853	3958	4328

neighborhood 6045J



**Double-sided
Curved end module
Fully upholstered
Jump master stitched**

Non-marring adjustable glides
Pivoting connectors

When using a combination of fabrics or leathers, specify the application by designating the appropriate letter, shown below, on the purchase order. Yardage shown must be used.

- A) One fabric or leather for seat
yardage: 4.0 yds. leather: 65.0 sq. ft.
- B) One fabric or leather for back and back side panels
yardage: 3.0 yds. leather: 50.0 sq. ft.

See terms and conditions for contrasting upholstery upcharges.

SCS Indoor Advantage™ Gold and LEVEL® 2 certified. See terms and conditions for additional environmental information.

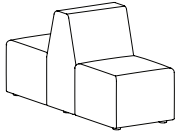
Jump Master Stitch Specification: Thread color must be specified. Reference Neighborhood/Stitching on BernhardtDesign.com for thread color options.

Seat Height	Arm Height	W	D	H	Fabric	Leather	Weight	Cubes/Qty
16½"	-	21"	56"	28¾"	4.75 yds.	66.0'	86 lbs.	30.0'/1
419 mm	-	533 mm	1422 mm	733 mm	4.3 m	6.1 sqm	39.0 kg	.85 cu.

COM	COL	1	2	3	4	5	6	7	8	9	10	11
3031	3126	3506	3601	3654	3728	3813	3855	3929	3992	4066	4171	4541

Double Sided Connecting Modules

neighborhood 6042



**Double-sided single-seat
Straight connector
Fully upholstered
Saddle stitched**

Non-marring adjustable glides
Pivoting connectors

When using a combination of fabrics or leathers, specify the application by designating the appropriate letter, shown below, on the purchase order. Yardage shown must be used.

- A) One fabric or leather for seat
yardage: 4.25 yds. leather: 69.0 sq. ft.
- B) One fabric or leather for back and back side panels
yardage: 3.0 yds. leather: 50.0 sq. ft.

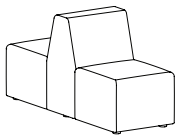
See terms and conditions for contrasting upholstery upcharges.

SCS Indoor Advantage™ Gold and LEVEL® 2 certified. See terms and conditions for additional environmental information.

Seat Height	Arm Height	W	D	H	Fabric	Leather	Weight	Cubes/Qty
16½"	-	21"	56"	28½"	6.0 yds.	98.0'	50 lbs.	30.0'/1
419 mm	-	533 mm	1422 mm	733 mm	5.5 m	9.1 sqm	22.7 kg	.85 cu.

COM	COL	1	2	3	4	5	6	7	8	9	10	11
2818	2938	3418	3538	3605	3698	3805	3858	3952	4032	4125	4258	4725

neighborhood 6042J



**Double-sided single-seat
Straight connector
Fully upholstered
Jump master stitched**

Non-marring adjustable glides
Pivoting connectors

When using a combination of fabrics or leathers, specify the application by designating the appropriate letter, shown below, on the purchase order. Yardage shown must be used.

- A) One fabric or leather for seat
yardage: 4.25 yds. leather: 69.0 sq. ft.
- B) One fabric or leather for back and back side panels
yardage: 3.0 yds. leather: 50.0 sq. ft.

See terms and conditions for contrasting upholstery upcharges.

SCS Indoor Advantage™ Gold and LEVEL® 2 certified. See terms and conditions for additional environmental information.

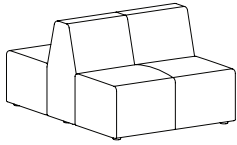
Jump Master Stitch Specification: Thread color must be specified. Reference Neighborhood/Stitching on BernhardtDesign.com for thread color options.

Seat Height	Arm Height	W	D	H	Fabric	Leather	Weight	Cubes/Qty
16½"	-	21"	56"	28½"	6.0 yds.	98.0'	50 lbs.	30.0'/1
419 mm	-	533 mm	1422 mm	733 mm	5.5 m	9.1 sqm	22.7 kg	.85 cu.

COM	COL	1	2	3	4	5	6	7	8	9	10	11
3031	3151	3631	3751	3818	3911	4018	4071	4165	4245	4338	4471	4938

Double Sided Connecting Modules

neighborhood 6043



**Double-sided two-seat
Straight connector
Fully upholstered
Saddle stitched**

Non-marring adjustable glides
Pivoting connectors

When using a combination of fabrics or leathers, specify the application by designating the appropriate letter, shown below, on the purchase order. Yardage shown must be used.

- A) One fabric or leather for seat
yardage: 5.75 yds. leather: 93.0 sq. ft.
- B) One fabric or leather for back and back side panels
yardage: 4.5 yds. leather: 73.0 sq. ft.

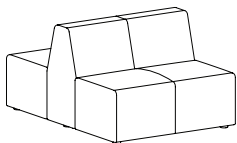
See terms and conditions for contrasting upholstery upcharges.

SCS Indoor Advantage™ Gold and LEVEL® 2 certified. See terms and conditions for additional environmental information.

Seat Height	Arm Height	W	D	H	Fabric	Leather	Weight	Cubes/Qty
16½"	-	41½"	56"	28½"	8.5 yds.	138.0'	134 lbs.	60.0'/1
419 mm	-	1054 mm	1422 mm	733 mm	7.8 m	12.8 sqm	60.8 kg	1.70 cu.

COM	COL	1	2	3	4	5	6	7	8	9	10	11
4098	4268	4948	5118	5213	5345	5496	5572	5704	5817	5950	6138	6800

neighborhood 6043J



**Double-sided two-seat
Straight connector
Fully upholstered
Jump master stitched**

Non-marring adjustable glides
Pivoting connectors

When using a combination of fabrics or leathers, specify the application by designating the appropriate letter, shown below, on the purchase order. Yardage shown must be used.

- A) One fabric or leather for seat
yardage: 5.75 yds. leather: 93.0 sq. ft.
- B) One fabric or leather for back and back side panels
yardage: 4.5 yds. leather: 73.0 sq. ft.

See terms and conditions for contrasting upholstery upcharges.

SCS Indoor Advantage™ Gold and LEVEL® 2 certified. See terms and conditions for additional environmental information.

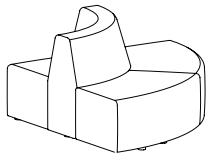
Jump Master Stitch Specification: Thread color must be specified. Reference Neighborhood/Stitching on BernhardtDesign.com for thread color options.

Seat Height	Arm Height	W	D	H	Fabric	Leather	Weight	Cubes/Qty
16½"	-	41½"	56"	28½"	8.5 yds.	138.0'	134 lbs.	60.0'/1
419 mm	-	1054 mm	1422 mm	733 mm	7.8 m	12.8 sqm	60.8 kg	1.70 cu.

COM	COL	1	2	3	4	5	6	7	8	9	10	11
4438	4608	5288	5458	5553	5685	5836	5912	6044	6157	6290	6478	7140

Double Sided Connecting Modules

neighborhood 6046



**Double-sided
90° Curved connector
Fully upholstered
Saddle stitched**

Non-marring adjustable glides
Pivoting connectors

When using a combination of fabrics or leathers, specify the application by designating the appropriate letter, shown below, on the purchase order. Yardage shown must be used.

- A) One fabric or leather for seat
yardage: 6.75 yds. leather: 110.0 sq. ft.
- B) One fabric or leather for back and back side panels
yardage: 4.0 yds. leather: 65.0 sq. ft.

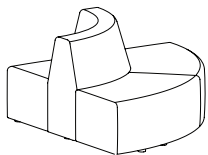
See terms and conditions for contrasting upholstery upcharges.

SCS Indoor Advantage™ Gold and LEVEL® 2 certified. See terms and conditions for additional environmental information.

Seat Height	Arm Height	W	D	H	Fabric	Leather	Weight	Cubes/Qty
16½"	-	78½"	56"	28½"	9.5 yds.	154.0'	160.6 lbs.	149.3'/1
419 mm	-	1997 mm	1422 mm	733 mm	8.7 m	14.3 sqm	72.8 kg	4.23 cu.

COM	COL	1	2	3	4	5	6	7	8	9	10	11
4268	4458	5218	5408	5514	5662	5831	5915	6063	6190	6337	6548	7287

neighborhood 6046J



**Double-sided
90° Curved connector
Fully upholstered
Jump master stitched**

Non-marring adjustable glides
Pivoting connectors

When ordering multi-item configurations, please provide the total COM yardage from the same dye lot in a continuous roll(s).

When using a combination of fabrics or leathers, the following yardage must be used and upcharges apply. Please specify the fabric or leather application by designating the appropriate letter on the purchase order.

- A) One fabric or leather for seat
yardage: 6.75 yds. leather: 110.0 sq. ft.
- B) One fabric or leather for back and back side panels
yardage: 4.0 yds. leather: 65.0 sq. ft.

See terms and conditions for contrasting fabric upcharges.

SCS Indoor Advantage™ Gold and LEVEL® 2 certified. See terms and conditions for additional environmental information.

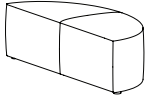
Jump Master Stitch Specification: Thread color must be specified. Reference Neighborhood/Stitching on BernhardtDesign.com for thread color options. options.

Seat Height	Arm Height	W	D	H	Fabric	Leather	Weight	Cubes/Qty
16½"	-	78½"	56"	28½"	9.5 yds.	154.0'	160.6 lbs.	149.3'/1
419 mm	-	1997 mm	1422 mm	733 mm	8.7 m	14.3 sqm	72.8 kg	4.23 cu.

COM	COL	1	2	3	4	5	6	7	8	9	10	11
4610	4800	5560	5750	5856	6004	6173	6257	6405	6532	6679	6890	7629

Double Sided Connecting Modules

neighborhood 6044



**Half oval ottoman
Fully upholstered
Saddle stitched**

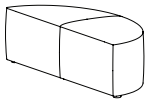
Non-marring adjustable glides
Pivoting connectors

SCS Indoor Advantage™ Gold and LEVEL® 2 certified. See terms and conditions for additional environmental information.

Seat Height	Arm Height	W	D	H	Fabric	Leather	Weight	Cubes/Qty
16½"	-	56"	21½"	16 1/2"	3.5 yds.	60.0'	61 lbs.	20.0'/1
419 mm	-	1422 mm	546 mm	419 mm	3.2 m	5.6 sqm	27.7 kg	.57 cu.

COM	COL	1	2	3	4	5	6	7	8	9	10	11
1626	1696	1976	2046	2085	2140	2202	2233	2288	2334	2389	2466	2739

neighborhood 6044J



**Half oval ottoman
Fully upholstered
Jump master stitched**

Non-marring adjustable glides
Pivoting connectors

SCS Indoor Advantage™ Gold and LEVEL® 2 certified. See terms and conditions for additional environmental information.

Jump Mater Stitch Specification: Thread color must be specified. Reference Neighborhood/Stitching on Bernhardt.com for thread color options.

Seat Height	Arm Height	W	D	H	Fabric	Leather	Weight	Cubes/Qty
16½"	-	56"	21 1/2"	16½"	3.5 yds.	60.0'	61 lbs.	20.0'/1
419 mm	-	1422 mm	546 mm	419 mm	3.2 m	5.6 sqm	27.7 kg	.57 cu.

COM	COL	1	2	3	4	5	6	7	8	9	10	11
1709	1779	2059	2129	2168	2223	2285	2316	2371	2417	2472	2549	2822

Tables for double-sided connecting modules

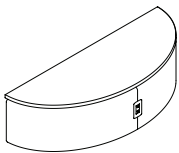


180° curved end module table with upholstered base. Non-marring adjustable glides. Pivoting connectors. Worksurface available in oak veneer, laminate and corian.
When specifying light finishes the natural characteristics of the wood will be visible and color will vary.
Upholstered base with saddle stitch or jump master stitch. Jump master stitch specification: Thread color must be specified.
Reference Neighborhood/Stitching on BernhardtDesign.com for color options.

Contact sales representative for approved Bernhardt Textiles for Neighborhood tables.
Connecting hardware provided for both left-hand and right-hand orientation.
When power is specified, (1) 15 amp receptacle, (1) 2 amp USB-A port, 10 watt and (1) 2 amp USB-C port, 20 watt are provided.
An upcharge of \$1073 applies.

Worksurface Height	L	D	H	Fabric	Leather	Weight	Cubes/Qty
15½"	55½"	20½"	15½"	3.75 yds.	65.0'	89.25 lbs.	77.6'/1
394 mm	1410 mm	521 mm	394 mm	3.4 m	6.0 sqm	40.5 kg	2.2 cu.

neighborhood



57X Oak Worksurface. Saddle Stitch Upholstered Base

COM	COL	1	2	3	4	5	6	7	8	9	10	11
2734	2809	3109	3184	3226	3284	3351	3384	3443	3493	3551	3634	3926

Specify veneer code C for oak worksurface. Specify finish code. Add \$1073 when specifying power.

57X Laminate Worksurface. Saddle Stitch Upholstered Base

COM	COL	1	2	3	4	5	6	7	8	9	10	11
2222	2297	2597	2672	2714	2772	2839	2872	2931	2981	3039	3122	3414

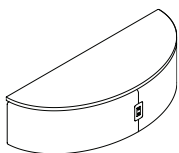
Specify veneer code F for laminate designer white worksurface. Add \$1073 when specifying power.

57X Corian Worksurface. Saddle Stitch Upholstered Base

COM	COL	1	2	3	4	5	6	7	8	9	10	11
4098	4173	4473	4548	4590	4648	4715	4748	4807	4857	4915	4998	5290

Specify veneer code 8 for corian glacier white worksurface. Add \$1073 when specifying power.

neighborhood



57J Oak Worksurface. Jump Master Stitch Upholstered Base

COM	COL	1	2	3	4	5	6	7	8	9	10	11
2862	2937	3237	3312	3354	3412	3479	3512	3571	3621	3679	3762	4054

Specify veneer code C for oak worksurface. Specify finish code. Add \$1073 when specifying power.

57J Laminate Worksurface. Jump Master Stitch Upholstered Base

COM	COL	1	2	3	4	5	6	7	8	9	10	11
2351	2426	2726	2801	2843	2901	2968	3001	3060	3110	3168	3251	3543

Specify veneer code F for laminate designer white worksurface. Add \$1073 when specifying power.

57J Corian Worksurface. Jump Master Stitch Upholstered Base

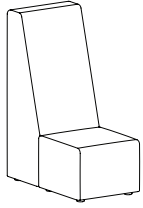
COM	COL	1	2	3	4	5	6	7	8	9	10	11
4227	4302	4602	4677	4719	4777	4844	4877	4936	4986	5044	5127	5419

Specify veneer code 8 for corian glacier white worksurface. Add \$1073 when specifying power.

series	sku	veneer	power finish	power	finish
J		C oak F laminate - designer white 8 corian - glacier white	4 aluminum powder coat X none	X none Q power + usb (1) upcharge \$1073	

Privacy Modules

neighborhood 6031T



**Straight privacy connector
Fully upholstered
Saddle stitched**

Non-marring adjustable glides
Pivoting connectors
Leather is not applicable on back and back side panels of privacy modules

When using a combination of fabrics, specify the application by designating the appropriate letter, shown below, on the purchase order. Yardage shown must be used.

- A) One fabric or leather for seat
yardage: 2.25 yds. leather: 37.0 sq. ft.
- B) One fabric for back and back side panels
yardage: 4.0 yds.

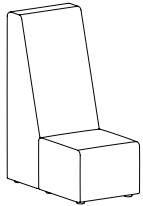
See terms and conditions for contrasting upholstery upcharges.

SCS Indoor Advantage™ Gold and LEVEL® 2 certified. See terms and conditions for additional environmental information.

Seat Height	Arm Height	W	D	H	Fabric	Leather	Weight	Cubes/Qty
16½"	-	21½"	37"	48¾"	5.25 yds.	-	89 lbs.	30.0'/1
419 mm	-	546 mm	940 mm	1241 mm	4.8 m	-	40.1 kg	.85 cu.

COM	COL	1	2	3	4	5	6	7	8	9	10	11
2392	2497	2917	3022	3081	3162	3256	3302	3384	3454	3536	3652	4061

neighborhood 6031TJ



**Straight privacy connector
Fully upholstered
Jump master stitched**

Non-marring adjustable glides
Pivoting connectors
Leather is not applicable on back and back side panels of privacy modules

When using a combination of fabrics, specify the application by designating the appropriate letter, shown below, on the purchase order. Yardage shown must be used.

- A) One fabric or leather for seat
yardage: 2.25 yds. leather: 37.0 sq. ft.
- B) One fabric for back and back side panels
yardage: 4.0 yds.

See terms and conditions for contrasting upholstery upcharges.

SCS Indoor Advantage™ Gold and LEVEL® 2 certified. See terms and conditions for additional environmental information.


Jump Master Stitch Specification: Thread color must be specified. Reference Neighborhood/Stitching on BernhardtDesign.com for thread color options.

Seat Height	Arm Height	W	D	H	Fabric	Leather	Weight	Cubes/Qty
16½"	-	21½"	37"	48¾"	5.25 yds	-	89 lbs.	30.0'/1
419 mm	-	546 mm	940 mm	1241 mm	4.8 m	-	40.1 kg	.85 cu.

COM	COL	1	2	3	4	5	6	7	8	9	10	11
2561	2666	3086	3191	3250	3331	3425	3471	3553	3623	3705	3821	4230

Privacy Modules

neighborhood 6035T



**Two-seat
Straight privacy connector
Fully upholstered
Saddle Stitched**

Non-marring adjustable glides
Pivoting connectors
Leather is not applicable on back and back side panels of privacy modules

When using a combination of fabrics, specify the application by designating the appropriate letter, shown below, on the purchase order. Yardage shown must be used.

- A) One fabric or leather for seat
yardage: 3.5 yds. leather: 57.0 sq. ft.
- B) One fabric for back and back side panels
yardage: 6.0 yds.


See terms and conditions for contrasting upholstery upcharges.

SCS Indoor Advantage™ Gold and LEVEL® 2 certified. See terms and conditions for additional environmental information.

Seat Height	Arm Height	W	D	H	Fabric	Leather	Weight	Cubes/Qty
16½"	-	41½"	37"	48¾"	8.0 yds.	-	159 lbs.	55.13'/1
419 mm	-	1054 mm	940 mm	1241 mm	7.3 m	-	72.1 kg	1.56 cu.

COM	COL	1	2	3	4	5	6	7	8	9	10	11
3416	3576	4216	4376	4465	4590	4732	4803	4928	5034	5159	5336	5959

neighborhood 6035TJ



**Two-seat
Straight privacy connector
Fully upholstered
Jump master stitched**

Non-marring adjustable glides
Pivoting connectors
Leather is not applicable on back and back side panels of privacy modules

When using a combination of fabrics, specify the application by designating the appropriate letter, shown below, on the purchase order. Yardage shown must be used.

- A) One fabric or leather for seat
yardage: 3.5 yds. leather: 57.0 sq. ft.
- B) One fabric for back and back side panels
yardage: 6.0 yds.

See terms and conditions for contrasting upholstery upcharges.

SCS Indoor Advantage™ Gold and LEVEL® 2 certified. See terms and conditions for additional environmental information.

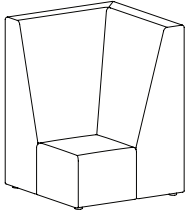
Jump Master Stitch Specification: Thread color must be specified. Reference Neighborhood/Stitching on BernhardtDesign.com for thread color options.

Seat Height	Arm Height	W	D	H	Fabric	Leather	Weight	Cubes/Qty
16½"	-	41½"	37"	48¾"	8.0 yds.	-	159 lbs.	55.13'/1
419 mm	-	1054 mm	940 mm	1241 mm	7.3 m	-	72.1 kg	1.56 cu.

COM	COL	1	2	3	4	5	6	7	8	9	10	11
3671	3831	4471	4631	4720	4845	4987	5058	5183	5289	5414	5591	6214

Privacy Modules

neighborhood 6038T



**90° Corner
Privacy connector
Fully upholstered
Saddle stitched**

Non-marring adjustable glides
Pivoting connectors
Leather is not applicable on back and back side panels of privacy modules

Diagonal Dimension: 51½"

When using a combination of fabrics, specify the application by designating the appropriate letter, shown below, on the purchase order. Yardage shown must be used.

- A) One fabric or leather for seat
yardage: 2.5 yds. leather: 41.0 sq. ft.
- B) One fabric for back and back side panels
yardage: 7.0 yds.

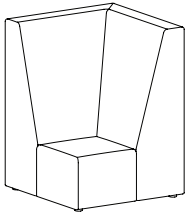
See terms and conditions for contrasting upholstery upcharges.

SCS Indoor Advantage™ Gold and LEVEL® 2 certified. See terms and conditions for additional environmental information.

Seat Height	Arm Height	W	D	H	Fabric	Leather	Weight	Cubes/Qty
16½"	-	51½"	51½"	48½"	8.5 yds.	-	139 lbs.	55.13/1
419 mm	-	1311 mm	1308 mm	1241 mm	7.8 m	-	60.0 kg	1.56 cu.

COM	COL	1	2	3	4	5	6	7	8	9	10	11
2905	3075	3755	3925	4020	4152	4303	4379	4511	4624	4757	4945	5607

neighborhood 6038TJ



**90° Corner
Privacy connector
Fully upholstered
Jump master stitched**

Non-marring adjustable glides
Pivoting connectors
Leather is not applicable on back and back side panels of privacy modules

Diagonal Dimension: 51½"

When using a combination of fabrics, specify the application by designating the appropriate letter, shown below, on the purchase order. Yardage shown must be used.

- A) One fabric for leather for seat
yardage: 2.5 yds. leather: 41.0 sq. ft.
- B) One fabric for back and back side panels
yardage: 7.0 yds.

See terms and conditions for contrasting upholstery upcharges.

SCS Indoor Advantage™ Gold and LEVEL® 2 certified. See terms and conditions for additional environmental information.

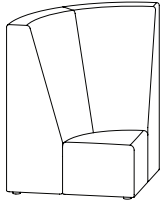
Jump Master Stitch Specification: Thread color must be specified. Reference Neighborhood/Stitching on BernhardtDesign.com for thread color options.

Seat Height	Arm Height	W	D	H	Fabric	Leather	Weight	Cubes/Qty
16½"	-	51½"	51½"	48½"	8.5 yds.	-	139 lbs.	55.13/1
419 mm	-	1311 mm	1308 mm	1241 mm	7.8 m	-	60.0 kg	1.56 cu.

COM	COL	1	2	3	4	5	6	7	8	9	10	11
3158	3328	4008	4178	4273	4405	4556	4632	4764	4877	5010	5198	5860

Privacy Modules

neighborhood 6039T



**90° Curved corner
Privacy connector
Fully upholstered
Saddle Stitched**

Non-marring adjustable glides
Pivoting connectors
Leather is not applicable on back and back side panels of privacy modules

When using a combination of fabrics, specify the application by designating the appropriate letter, shown below, on the purchase order. Yardage shown must be used.

- A) One fabric or leather for seat
yardage: 2.5 yds. leather: 41.0 sq. ft.
- B) One fabric for back and back side panels
yardage: 8.0 yds.

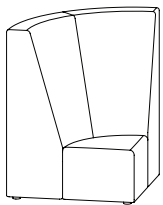
See terms and conditions for contrasting upholstery upcharges.

SCS Indoor Advantage™ Gold and LEVEL® 2 certified. See terms and conditions for additional environmental information..

Seat Height	Arm Height	W	D	H	Fabric	Leather	Weight	Cubes/Qty
16½"	-	51½"	36½"	48⅞"	9.5 yds.	-	107 lbs.	55.13'/1
419 mm	-	1308 mm	927 mm	1241 mm	8.7 m	-	48.5 kg	1.56 cu.

COM	COL	1	2	3	4	5	6	7	8	9	10	11
2905	3095	3855	4045	4151	4299	4468	4552	4700	4827	4974	5185	5924

neighborhood 6039TJ



**90° Curved corner
Privacy connector
Fully upholstered
Jump master stitched**

Non-marring adjustable glides
Pivoting connectors
Leather is not applicable on back and back side panels of privacy modules

When using a combination of fabrics, specify the application by designating the appropriate letter, shown below, on the purchase order. Yardage shown must be used.

- A) One fabric or leather for seat
yardage: 2.5 yds. leather: 41.0 sq. ft
- B) One fabric for back and back side panels
yardage: 8.0 yds.

See terms and conditions for contrasting upholstery upcharges.

SCS Indoor Advantage™ Gold and LEVEL® 2 certified. See terms and conditions for additional environmental information.

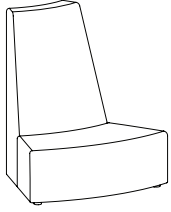
Jump Master Stitch Specification: Thread color must be specified. Reference Neighborhood/Stitching on BernhardtDesign.com for thread color options.

Seat Height	Arm Height	W	D	H	Fabric	Leather	Weight	Cubes/Qty
16½"	-	51 1/2"	36½"	48⅞"	9.5 yds.	-	107 lbs.	55.13'/1
419 mm	-	1308 mm	927 mm	1241 mm	8.7 m	-	48.5 kg	1.56 cu.

COM	COL	1	2	3	4	5	6	7	8	9	10	11
3158	3348	4108	4298	4404	4552	4721	4805	4953	5080	5227	5438	6177

Privacy Modules

neighborhood 6040T



**45° Inverted curved
Privacy connector
Fully upholstered
Saddle stitched**

Non-marring adjustable glides
Pivoting connectors
Leather is not applicable on back and back side panels of privacy modules

When using a combination of fabrics, specify the application by designating the appropriate letter, shown below, on the purchase order. Yardage shown must be used.

- A) One fabric or leather for seat
yardage: 3.5 yds. leather: 57.0 sq. ft.
- B) One fabric for back and back side panels
yardage: 4.0 yds.

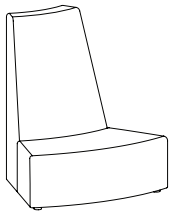
See terms and conditions for contrasting upholstery upcharges.

SCS Indoor Advantage™ Gold and LEVEL® 2 certified. See terms and conditions for additional environmental information.

Seat Height	Arm Height	W	D	H	Fabric	Leather	Weight	Cubes/Qty
16½"	-	45⅞"	38¼"	48⅞"	6.5 yds.	-	99 lbs.	63.0'/1
419 mm	-	1165 mm	972 mm	1241 mm	6.0 m	-	44.9 kg	1.78 cu.

COM	COL	1	2	3	4	5	6	7	8	9	10	11
2734	2864	3384	3514	3587	3688	3803	3861	3962	4049	4150	4294	4800

neighborhood 6040TJ



**45° Inverted curved
Privacy connector
Fully upholstered
Jump master stitched**

Non-marring adjustable glides
Pivoting connectors
Leather is not applicable on back and back side panels of privacy modules

When using a combination of fabrics, specify the application by designating the appropriate letter, shown below, on the purchase order. Yardage shown must be used.

- A) One fabric or leather for seat
yardage: 3.5 yds. leather: 57.0 sq. ft.
- B) One fabric for back and back side panels
yardage: 4.0 yds.

See terms and conditions for contrasting upholstery upcharges.

SCS Indoor Advantage™ Gold and LEVEL® 2 certified. See terms and conditions for additional environmental information.


Jump Master Stitch Specification: Thread color must be specified. Reference Neighborhood/Stitching on BernhardtDesign.com for thread color options.

Seat Height	Arm Height	W	D	H	Fabric	Leather	Weight	Cubes/Qty
16½"	-	45⅞"	38¼"	48⅞"	6.5 yds.	-	99 lbs.	63.0'/1
419 mm	-	1165 mm	972 mm	1241 mm	6.0 m	-	44.9 kg	1.78 cu.

COM	COL	1	2	3	4	5	6	7	8	9	10	11
2905	3035	3555	3685	3758	3859	3974	4032	4133	4220	4321	4465	4971

Privacy Modules

neighborhood 6041T



**90° inverted curved
Privacy connector
Fully upholstered
Saddle stitched**

Non-marring adjustable glides
Pivoting connectors
Leather is not applicable on back and back side panels of privacy modules

When using a combination of fabrics, specify the application by designating the appropriate letter, shown below, on the purchase order. Yardage shown must be used.

- A) One fabric or leather for seat
yardage: 6.0 yds. leather: 98.0 sq. ft.
- B) One fabric for back and back side panels
yardage: 6.5 yds.


See terms and conditions for contrasting upholstery upcharges.

SCS Indoor Advantage™ Gold and LEVEL® 2 certified. See terms and conditions for additional environmental information

Seat Height	Arm Height	W	D	H	Fabric	Leather	Weight	Cubes/Qty
16½"	-	85½"	43½"	48⅞"	11.0 yds.	-	184 lbs.	135.0/1
419 mm	-	2172 mm	1105 mm	1241 mm	10.1 m	-	83.5kg	3.83 cu.

COM	COL	1	2	3	4	5	6	7	8	9	10	11
4098	4318	5198	5418	5541	5712	5907	6005	6176	6323	6494	6738	7594

neighborhood 6041TJ



**90° inverted curved
Privacy connector
Fully upholstered
Jump master stitched**

Non-marring adjustable glides
Pivoting connectors
Leather is not applicable on back and back side panels of privacy modules

When using a combination of fabrics, specify the application by designating the appropriate letter, shown below, on the purchase order. Yardage shown must be used.

- A) One fabric or leather for seat
yardage: 6.0 yds. leather: 98.0 sq. ft.
- B) One fabric for back and back side panels
yardage: 6.5 yds.

See terms and conditions for contrasting upholstery upcharges.

SCS Indoor Advantage™ Gold and LEVEL® 2 certified. See terms and conditions for additional environmental information.

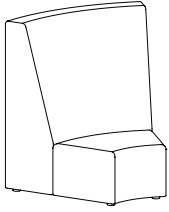
Jump Master Stitch Specification: Thread color must be specified. Reference Neighborhood/Stitching on BernhardtDesign.com for thread color options.

Seat Height	Arm Height	W	D	H	Fabric	Leather	Weight	Cubes/Qty
16½"	-	85½"	43½"	48⅞"	11.0 yds.	-	184 lbs.	135.0/1
419 mm	-	2172 mm	1105 mm	1241 mm	10.1 m	-	83.5kg	3.83 cu.

COM	COL	1	2	3	4	5	6	7	8	9	10	11
4438	4658	5538	5758	5881	6052	6247	6345	6516	6663	6834	7078	7934

Privacy Modules

neighborhood 6048T



45° Curved privacy connector
Fully upholstered
Saddle stitched

Non-marring adjustable glides
Pivoting connectors
Leather is not applicable on back and back side panels of privacy modules

When using a combination of fabrics or leathers, specify the application by designating the appropriate letter, shown below, on the purchase order. Yardage shown must be used.

- A) One fabric of leather for seat
yardage: 3.0 yds. leather: 49.0 sq. ft.
- B) One fabric for back and back side panels
yardage: 6.0 yds.

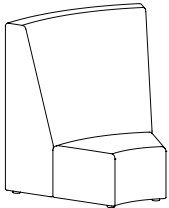
See terms and conditions for contrasting upholstery upcharges.

SCS Indoor Advantage™ Gold and LEVEL® 2 certified. See terms and conditions for additional environmental information..

Seat Height	Arm Height	W	D	H	Fabric	Leather	Weight	Cubes/Qty
16½"	-	46"	38½"	48¾"	8.0 yds.	-	126 lbs.	54.0'/1
419 mm	-	1168 mm	978 mm	1241 mm	7.3 m	-	57.2 kg	1.53 cu.

COM	COL	1	2	3	4	5	6	7	8	9	10	11
2905	3065	3705	3865	3954	4079	4221	4292	4417	4523	4648	4825	5448

neighborhood 6048TJ



45° Curved privacy connector
Fully upholstered
Jump master stitched

Non-marring adjustable glides
Pivoting connectors
Leather is not applicable on back and back side panels of privacy modules

When using a combination of fabrics or leathers, specify the application by designating the appropriate letter, shown below, on the purchase order. Yardage shown must be used.

- A) One fabric or leather for seat
yardage: 3.0 yds. leather: 49.0 sq. ft.
- B) One fabric for back and back side panels
yardage: 6.0 yds.

See terms and conditions for contrasting upholstery upcharges.

SCS Indoor Advantage™ Gold and LEVEL® 2 certified. See terms and conditions for additional environmental information.


Jump Master Stitch Specification: Thread color must be specified. Reference Neighborhood/Stitching on BernhardtDesign.com for thread color options.

Seat Height	Arm Height	W	D	H	Fabric	Leather	Weight	Cubes/Qty
16½"	-	46"	38½"	48¾"	8.0 yds.	-	126 lbs.	54.0'/1
419 mm	-	1168 mm	978 mm	1241 mm	7.3 m	-	57.2 kg	1.53 cu.

COM	COL	1	2	3	4	5	6	7	8	9	10	11
3074	3234	3874	4034	4123	4248	4390	4461	4586	4692	4817	4994	5617

Privacy Modules

neighborhood 6049T



90° Curved privacy connector
Fully upholstered
Saddle stitched

Non-marring adjustable glides
Pivoting connectors
Leather is not applicable on back and back side panels of privacy modules

When using a combination of fabrics, specify the application by designating the appropriate letter, shown below, on the purchase order. Yardage shown must be used.

- A) One fabric or leather for seat
yardage: 4.0 yds. leather: 65.0 sq. ft.
- B) One fabric for back and back side panels
yardage: 8.0 yds.


See terms and conditions for contrasting upholstery upcharges.

SCS Indoor Advantage™ Gold and LEVEL® 2 certified. See terms and conditions for additional environmental information.

Seat Height	Arm Height	W	D	H	Fabric	Leather	Weight	Cubes/Qty
16½"	-	73½"	41½"	48¾"	10.5 yds.	-	191 lbs.	162.0'/1
419 mm	-	1867 mm	1045 mm	1241 mm	9.6 m	-	86.6 kg	4.59 cu.

COM	COL	1	2	3	4	5	6	7	8	9	10	11
4098	4308	5148	5358	5475	5638	5825	5918	6082	6222	6385	6618	7435

neighborhood 6049TJ



90° Curved privacy connector
Fully upholstered
Jump master stitched

Non-marring adjustable glides
Pivoting connectors
Leather is not applicable on back and back side panels of privacy modules

When using a combination of fabrics, specify the application by designating the appropriate letter, shown below, on the purchase order. Yardage shown must be used.

- A) One fabric or leather for seat
yardage: 4.0 yds. leather: 65.0 sq. ft.
- B) One fabric for back and back side panels
yardage: 8.0 yds.

See terms and conditions for contrasting upholstery upcharges.

SCS Indoor Advantage™ Gold and LEVEL® 2 certified. See terms and conditions for additional environmental information.

Jump Master Stitch Specification: Thread color must be specified. Reference Neighborhood/Stitching on BernhardtDesign.com for thread color options.

Seat Height	Arm Height	W	D	H	Fabric	Leather	Weight	Cubes/Qty
16½"	-	73½"	41½"	48¾"	10.5 yds.	-	191 lbs.	162.0'/1
419 mm	-	1867 mm	1045 mm	1241 mm	9.6 m	-	86.6 kg	4.59 cu.

COM	COL	1	2	3	4	5	6	7	8	9	10	11
4438	4648	5488	5698	5815	5978	6165	6258	6422	6562	6725	6958	7775



pasadena lounge modular seating collection

Pasadena Seating System Specification Guide

Standard Features



Pasadena is a modular seating system comprised of 64 unique modules which can be used as freestanding or interchangeably to create an unlimited number of configurations. Options include freestanding benches, two and three-seat modules, corner modules and seating and bench modules with end tables. End table tops are available in oak and walnut as well as black or white phenolic materials. All table options are offered with and without power. Base assemblies are available in all powder coat finishes or with polished aluminum.

Pasadena is fully upholstered. When ordering configurations, please provide the total COM yardage from the same dye lot in a continuous roll(s). All COM/COL fabrics must be preapproved by Bernhardt Design prior to application.

Each unit comes standard with felt glides installed and ships with non-marring nylon glides that can be installed as needed.

All configurations are connected by a ganging bracket. Ganging brackets are sold separately and field installed. See the Pasadena accessories page for ordering information.

Pasadena is SCS Indoor Advantage™ Gold certified. See terms and conditions for additional finish and environmental information. Please visit bernhardtdesign.com for a complete library of 2D, 3D and Revit models. You may also contact your local sales representative or the Bernhardt Design Corporate Office for specification assistance.

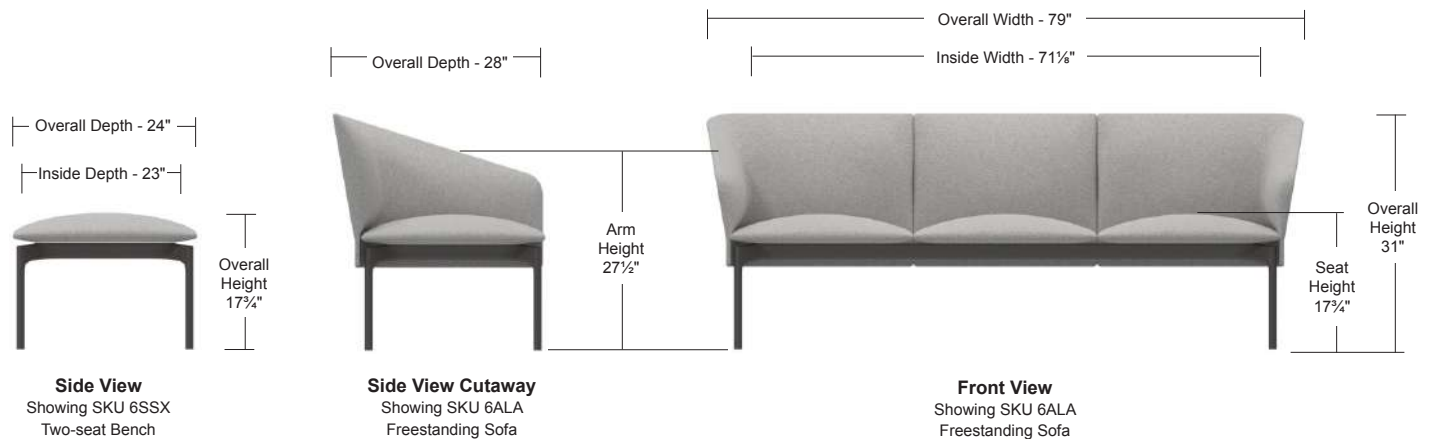


Table Options

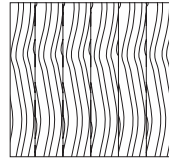


Veneer Selection

A sku identifies each wood veneer option as well as standard finishes. Base and top finishes are specified separately.

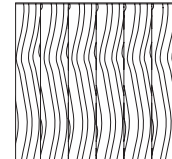
When specifying light finishes the natural characteristics of the wood will be visible and color will vary. See terms and conditions for additional finish information.

C Oak
Rift Cut



Standard Finish
871 870 839
837 860 861
865 836 866
872 805 845

9 Walnut
Quarter Cut



Standard Finish
872 861
870 823
860 866
839

OAK Select Finishes


M73 M72 M75
M74 M76 M77
M71

Solid Surface Selections


PHL Phenolic

STW Designer White, Wilsonart 15512 SOLICOR, D354-60 Matte Finish

STB Black Velvet, Wilsonart 15505 Compact Traceless



STW



STB

Edge Profiles

Wood Veneer Edge



Solid Surface Edge

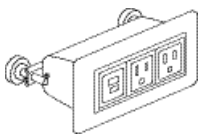


Surface Mount Power Modules

Pasadena offers a proprietary surface mount power solution which is installed flush to the worksurface and provides (2) 15 amp receptacles and (1) 2 amp USB-A port and (1) 2 amp USB-C port. The unit has a 10' infeed with a grounded plug. Power module finish is determined by table finish selection. The power module location is determined by table location as shown below.

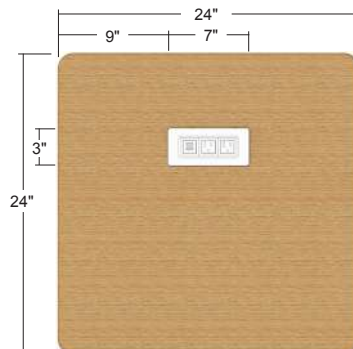
Power Module

Black or White Finish

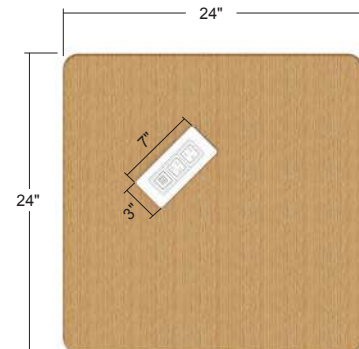


(2) 120 v 60 Hz. 15 amp receptacles
(1) 2 amp USB-A port, 10 watt
(1) 2 amp USB-C port, 20 watt
6 1/2" w x 3" d x 2 3/4" h

In Line Power Location



Corner Table Power Location



Connecting Modules



Pasadena modules connect by attaching a ganging bracket to the underside of the module. Order one ganging bracket per point of connection. Ganging brackets are sold separately and will ship with the product. See Pasadena accessories page to order brackets.

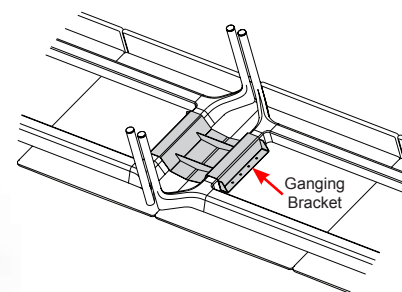
To connect the modules together, attach one end of the bracket to the underside of one module using the supplied hardware. The ganging brackets are formed to nest around the extruded base rails. Push modules together into desired location then attach the other end of the bracket in the same manner.



Ganging Bracket
14½"w x 9"d x 9½"h



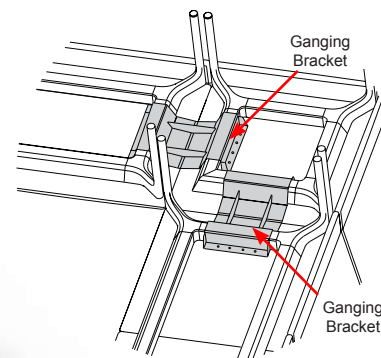
End to End Connection



Under side view of the ganging bracket placement




Corner to End Connection



Pasadena Seating System Sample Configurations

1




SKU Description

6SSX Two-Seat Bench

6TSS Two-Seat Bench with end table,
Right Side Facing

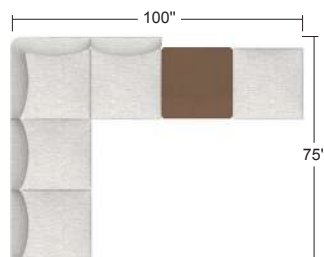
2



6ALL Three-Seat Module,
Left Side Facing

6LAX Two-Seat Module,
Right Side Facing

3



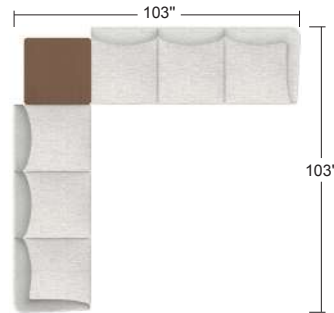
6LLX Two-Seat Armless Module

6CXX Corner Seat

6LTS Two-Seat Armless Open End
Module with Center Table,
Left Side Facing

Pasadena Seating System Sample Configurations


4



SKU Description

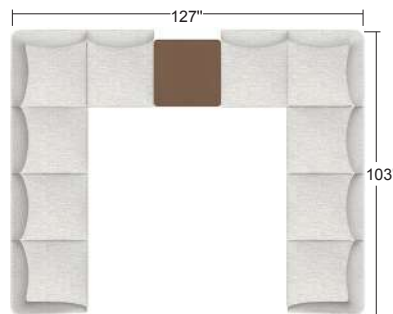
- 6ALL** Three-Seat Module, Left Side Facing
- 6KXX** Corner Table
- 6LLA** Three-Seat Module, Right Side Facing

5



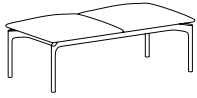
- 6TLX** Armless Module with End Table, Right Side Facing
- 6CXX** Corner Seat
- 6LLL** Three-Seat Armless Module
- 6CXX** Corner Seat
- 6TLX** Armless Module with End Table, Left Side Facing

6



- 6ALL** Three-Seat Module, Left Side Facing
- 6CXX** Corner Seat
- 6LTL** Two-Seat Armless Module with Center Table
- 6CXX** Corner Seat
- 6LLA** Three-Seat Module, Right Side Facing

Pasadena 6SSX



Two-seat bench
Polished aluminum or powder coat base
Upholstered

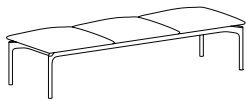
Ganging brackets are sold separately and will ship with the product. See Pasadena accessories page to order brackets.

SCS Indoor Advantage™ Gold and LEVEL® 2 certified. See terms and conditions for additional environmental information.

Seat Height	Arm Height	W	D	H	Fabric	Leather	Weight	Cubes/Qty
17 3/4"	-	48"	24"	17 3/4"	4.0 yds	65.0'	84 lbs.	32.89'/1
451 mm	-	1219 mm	610 mm	451 mm	3.7 m	6.0 sqm	38.1 kg	.93 cu.

COM	COL	1	2	3	4	5	6	7	8	9	10	11
2304	2384	2704	2784	2829	2891	2962	2998	3060	3113	3176	3264	3576

Pasadena 6SSS



Three-seat bench
Polished aluminum or powder coat base
Upholstered

Ganging brackets are sold separately and will ship with the product. See Pasadena accessories page to order brackets.

SCS Indoor Advantage™ Gold and LEVEL® 2 certified. See terms and conditions for additional environmental information.

Seat Height	Arm Height	W	D	H	Fabric	Leather	Weight	Cubes/Qty
17 3/4"	-	72"	24"	17 3/4"	5.75 yds	94.0'	113 lbs.	44.71'/1
451 mm	-	1829 mm	610 mm	451 mm	5.3 m	8.7 sqm	51.3 kg	1.3 cu.

COM	COL	1	2	3	4	5	6	7	8	9	10	11
2836	2951	3411	3526	3590	3680	3782	3833	3923	3999	4089	4216	4664

sku

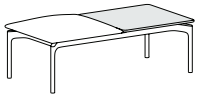
table top material

<input checked="" type="checkbox"/>	none

base finish

<input checked="" type="checkbox"/>	PA	polished aluminum standard, OR
<i>specify powder coat, upcharge \$250</i>		
<input type="checkbox"/>	WH	satin white
<input type="checkbox"/>	EC	ecru
<input type="checkbox"/>	LA	latte
<input type="checkbox"/>	AL	matte aluminum
<input type="checkbox"/>	GR	graphite
<input type="checkbox"/>	BZ	bronze
<input type="checkbox"/>	SG	sage
<input type="checkbox"/>	IG	iron grey
<input type="checkbox"/>	RD	black red
<input type="checkbox"/>	BK	matte black

Pasadena 6STX



One seat bench with end table
Left side facing
Polished aluminum or powder coat base
Upholstered

End table available in phenolic and all oak and walnut finishes, except for walnut LV8. When specifying light finish the natural characteristics of the wood will be visible and color will vary.

Ganging brackets are sold separately and will ship with the product. See Pasadena accessories page to order brackets.

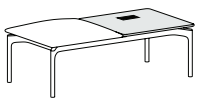
SCS Indoor Advantage™ Gold and LEVEL® 2 certified. See terms and conditions for additional environmental information.

*Weight shown represents shipping weight for wood top. Shipping weight for phenolic top is 97 lbs./44.0 kg.

Seat Height	Arm Height	W	D	H	Fabric	Leather	Weight	Cubes/Qty
17¾"	-	48"	24"	17¾"	2.25 yds	37.0'	*89 lbs.	32.89/1
451 mm	-	1220 mm	610 mm	451 mm	2.1 m	3.4 sqm	40.4 kg	.93 cu.

COM	COL	1	2	3	4	5	6	7	8	9	10	11
2776	2821	3001	3046	3071	3106	3146	3166	3201	3231	3266	3316	3491

Pasadena 6SBX



Power - black module
One seat bench with end table
Left side facing
Polished aluminum or powder coat base
Upholstered

End table available in phenolic and all oak and walnut finishes, except for walnut LV8. When specifying light finish the natural characteristics of the wood will be visible and color will vary.

Ganging brackets are sold separately and will ship with the product. See Pasadena accessories page to order brackets.

Power: Surface mount power provides (2) 15 amp receptacles and (2) 2 amp USB-C ports, 20 watt.

SCS Indoor Advantage™ Gold and LEVEL® 2 certified. See terms and conditions for additional environmental information.

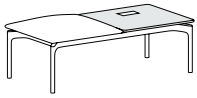
*Weight shown represents shipping weight for wood top. Shipping weight for phenolic top is 98 lbs./44.4 kg.

Seat Height	Arm Height	W	D	H	Fabric	Leather	Weight	Cubes/Qty
17¾"	-	48"	24"	17¾"	2.25 yds	37.0'	*90 lbs.	32.89/1
451 mm	-	1220 mm	610 mm	451 mm	2.1 m	3.4 sqm	41.0 kg	.93 cu.

COM	COL	1	2	3	4	5	6	7	8	9	10	11
3287	3332	3512	3557	3582	3617	3657	3677	3712	3742	3777	3827	4002

sku	table top material	base finish	wood top finish
	C oak 9 walnut phenolic upcharge \$690 W phenolic - white B phenolic - black	PA polished aluminum standard, OR specify powder coat, upcharge \$250 WH satin white EC ecru LA latte AL matte aluminum GR graphite BZ bronze SG sage IG iron grey RD black red BK matte black	see seating finishes

Pasadena 6SWX



Power - white module
One seat bench with end table
Left side facing
Polished aluminum or powder coat base
Upholstered

End table available in phenolic and all oak and walnut finishes, except for walnut LV8. When specifying light finish the natural characteristics of the wood will be visible and color will vary.

Ganging brackets are sold separately and will ship with the product. See Pasadena accessories page to order brackets.

Power: Surface mount power provides (2) 15 amp receptacles and (2) 2 amp USB-C ports, 20 watt.

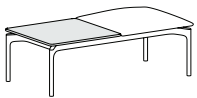
SCS Indoor Advantage™ Gold and LEVEL® 2 certified. See terms and conditions for additional environmental information.

*Weight shown represents shipping weight for wood top. Shipping weight for phenolic top is 98 lbs./44.4 kg.

Seat Height	Arm Height	W	D	H	Fabric	Leather	Weight	Cubes/Qty
17¾"	-	48"	24"	17¾"	2.25 yds	37.0'	*90 lbs.	32.89'/1
451 mm	-	1220 mm	610 mm	451 mm	2.1 m	3.4 sqm	41.0 kg	.93 cu.

COM	COL	1	2	3	4	5	6	7	8	9	10	11
3287	3332	3512	3557	3582	3617	3657	3677	3712	3742	3777	3827	4002

Pasadena 6TSX



One seat bench with end table
Right side facing
Polished aluminum or powder coat base
Upholstered

End table available in phenolic and all oak and walnut finishes, except for walnut LV8. When specifying light finish the natural characteristics of the wood will be visible and color will vary.

Ganging brackets are sold separately and will ship with the product. See Pasadena accessories page to order brackets.

SCS Indoor Advantage™ Gold and LEVEL® 2 certified. See terms and conditions for additional environmental information.

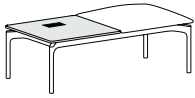
*Weight shown represents shipping weight for wood top. Shipping weight for phenolic top is 97 lbs./44.0 kg.

Seat Height	Arm Height	W	D	H	Fabric	Leather	Weight	Cubes/Qty
17¾"	-	48"	24"	17¾"	2.25 yds	37.0'	89 lbs.	32.89'/1
451 mm	-	1220 mm	610 mm	451 mm	2.1 m	3.4 sqm	40.4 kg	.93 cu.

COM	COL	1	2	3	4	5	6	7	8	9	10	11
2776	2821	3001	3046	3071	3106	3146	3166	3201	3231	3266	3316	3491

sku	table top material	base finish	wood top finish
	C oak 9 walnut phenolic upcharge \$690 W phenolic - white B phenolic - black	PA polished aluminum standard, OR specify powder coat, upcharge \$250 WH satin white EC ecru LA latte AL matte aluminum GR graphite BZ bronze SG sage IG iron grey RD black red BK matte black	see seating finishes

Pasadena 6BSX



Power - black module
One seat bench with end table
Right side facing
Polished aluminum or powder coat base
Upholstered

End table available in phenolic and all oak and walnut finishes, except for walnut LV8. When specifying light finish the natural characteristics of the wood will be visible and color will vary.

Ganging brackets are sold separately and will ship with the product. See Pasadena accessories page to order brackets.

Power: Surface mount power provides (2) 15 amp receptacles and (2) 2 amp USB-C ports, 20 watt.

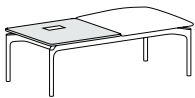
SCS Indoor Advantage™ Gold and LEVEL® 2 certified. See terms and conditions for additional environmental information.

*Weight shown represents shipping weight for wood top. Shipping weight for phenolic top is 98 lbs./44.4 kg.

Seat Height	Arm Height	W	D	H	Fabric	Leather	Weight	Cubes/Qty
17¾"	-	48"	24"	17¾"	2.25 yds	37.0'	*90 lbs.	32.89'/1
451 mm	-	1220 mm	610 mm	451 mm	2.1 m	3.4 sqm	41.0 kg	.93 cu.

COM	COL	1	2	3	4	5	6	7	8	9	10	11
3287	3332	3512	3557	3582	3617	3657	3677	3712	3742	3777	3827	4002

Pasadena 6WSX



Power - white module
One seat bench with end table
Right side facing
Polished aluminum or powder coat base
Upholstered

End table available in phenolic and all oak and walnut finishes, except for walnut LV8. When specifying light finish the natural characteristics of the wood will be visible and color will vary.

Ganging brackets are sold separately and will ship with the product. See Pasadena accessories page to order brackets.

Power: Surface mount power provides (2) 15 amp receptacles and (2) 2 amp USB-C ports, 20 watt.

SCS Indoor Advantage™ Gold and LEVEL® 2 certified. See terms and conditions for additional environmental information.

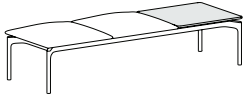
*Weight shown represents shipping weight for wood top. Shipping weight for phenolic top is 98 lbs./44.4 kg.

Seat Height	Arm Height	W	D	H	Fabric	Leather	Weight	Cubes/Qty
17¾"	-	48"	24"	17¾"	2.25 yds	37.0'	*90 lbs.	32.89'/1
451 mm	-	1220 mm	610 mm	451 mm	2.1 m	3.4 sqm	41.0 kg	.93 cu.

COM	COL	1	2	3	4	5	6	7	8	9	10	11
3191	3236	3411	3451	3471	3511	3551	3566	3601	3631	3666	3711	3886

sku	table top material	base finish	wood top finish
	C oak 9 walnut phenolic upcharge \$690 W phenolic - white B phenolic - black	PA polished aluminum standard, OR specify powder coat, upcharge \$250 WH satin white EC ecru LA latte AL matte aluminum GR graphite BZ bronze SG sage IG iron grey RD black red BK matte black	see seating finishes

Pasadena 6SST



Two-seat bench with end table
Left side facing
Polished aluminum or powder coat base
Upholstered

End table available in phenolic and all oak and walnut finishes, except for walnut LV8. When specifying light finish the natural characteristics of the wood will be visible and color will vary.

Ganging brackets are sold separately and will ship with the product. See Pasadena accessories page to order brackets.

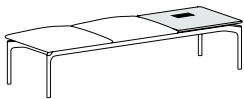
SCS Indoor Advantage™ Gold and LEVEL® 2 certified. See terms and conditions for additional environmental information.

*Weight shown represents shipping weight for wood top. Shipping weight for phenolic top is 126 lbs./57.2 cu.

Seat Height	Arm Height	W	D	H	Fabric	Leather	Weight	Cubes/Qty
17¾"	-	72"	24"	17¾"	4.0 yds	65.0'	*118 lbs.	44.71'/1
451 mm	-	1829 mm	610 mm	451 mm	3.7 m	6.0 sqm	54.9 kg	1.3 cu.

COM	COL	1	2	3	4	5	6	7	8	9	10	11
3249	3329	3649	3729	3774	3836	3907	3943	4005	4058	4121	4209	4521

Pasadena 6SSB



Power - black module
Two-seat bench with end table
Left side facing
Polished aluminum or powder coat base
Upholstered

End table available in phenolic and all oak and walnut finishes, except for walnut LV8. When specifying light finish the natural characteristics of the wood will be visible and color will vary.

Ganging brackets are sold separately and will ship with the product. See Pasadena accessories page to order brackets.

Power: Surface mount power provides (2) 15 amp receptacles and (2) 2 amp USB-C ports, 20 watt.

SCS Indoor Advantage™ Gold and LEVEL® 2 certified. See terms and conditions for additional environmental information.

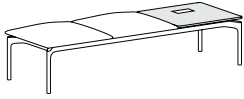
*Weight shown represents shipping weight for wood top. Shipping weight for phenolic top is 127 lbs./58.0 cu.

Seat Height	Arm Height	W	D	H	Fabric	Leather	Weight	Cubes/Qty
17¾"	-	72"	24"	17¾"	4.0 yds	65.0'	119 lbs.	44.71'/1
451 mm	-	1829 mm	610 mm	451 mm	3.7 m	6.0 sqm	54.1 kg	1.3 cu.

COM	COL	1	2	3	4	5	6	7	8	9	10	11
3760	3840	4160	4240	4285	4347	4418	4454	4516	4569	4632	4720	5032

sku	table top material	base finish	wood top finish
	C oak 9 walnut phenolic upcharge \$690 W phenolic - white B phenolic - black	PA polished aluminum standard, OR specify powder coat, upcharge \$250 WH satin white EC ecru LA latte AL matte aluminum GR graphite BZ bronze SG sage IG iron grey RD black red BK matte black	see seating finishes

Pasadena 6SSW



Power - white module
Two-seat bench with end table
Left side facing
Polished aluminum or powder coat base
Upholstered

End table available in phenolic and all oak and walnut finishes, except for walnut LV8. When specifying light finish the natural characteristics of the wood will be visible and color will vary.

Ganging brackets are sold separately and will ship with the product. See Pasadena accessories page to order brackets.

Power: Surface mount power provides (2) 15 amp receptacles and (2) 2 amp USB-C ports, 20 watt.

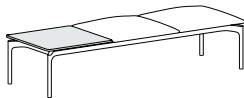
SCS Indoor Advantage™ Gold and LEVEL® 2 certified. See terms and conditions for additional environmental information.

*Weight shown represents shipping weight for wood top. Shipping weight for phenolic top is 127 lbs./58.0 cu.

Seat Height	Arm Height	W	D	H	Fabric	Leather	Weight	Cubes/Qty
17¾"	-	72"	24"	17¾"	4.0 yds	65.0'	*119 lbs.	44.71'/1
451 mm	-	1829 mm	610 mm	451 mm	3.7 m	6.0 sqm	54.1 kg	1.3 cu.

COM	COL	1	2	3	4	5	6	7	8	9	10	11
3760	3840	4160	4240	4285	4347	4418	4454	4516	4569	4632	4720	5032

Pasadena 6TSS



Two-seat bench with end table
Right side facing
Polished aluminum or powder coat base
Upholstered

End table available in phenolic and all oak and walnut finishes, except for walnut LV8. When specifying light finish the natural characteristics of the wood will be visible and color will vary.

Ganging brackets are sold separately and will ship with the product. See Pasadena accessories page to order brackets.

SCS Indoor Advantage™ Gold and LEVEL® 2 certified. See terms and conditions for additional environmental information.

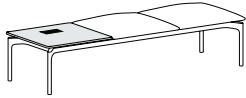
*Weight shown represents shipping weight for wood top. Shipping weight for phenolic top is 126 lbs./57.2 cu.

Seat Height	Arm Height	W	D	H	Fabric	Leather	Weight	Cubes/Qty
17¾"	-	72"	24"	17¾"	4.0 yds	65.0'	*118 lbs.	44.71'/1
451 mm	-	1829 mm	610 mm	451 mm	3.7 m	6.0 sqm	54.9 kg	1.3 cu.

COM	COL	1	2	3	4	5	6	7	8	9	10	11
3249	3329	3649	3729	3774	3836	3907	3943	4005	4058	4121	4209	4521

sku	table top material	base finish	wood top finish
	C oak 9 walnut phenolic upcharge \$690 W phenolic - white B phenolic - black	PA polished aluminum standard, OR specify powder coat, upcharge \$250 WH satin white EC ecru LA latte AL matte aluminum GR graphite BZ bronze SG sage IG iron grey RD black red BK matte black	see seating finishes

Pasadena 6BSS



Power - black module
Two-seat bench with end table
Right side facing
Polished aluminum or powder coat base
Upholstered

End table available in phenolic and all oak and walnut finishes, except for walnut LV8. When specifying light finish the natural characteristics of the wood will be visible and color will vary.

Ganging brackets are sold separately and will ship with the product. See Pasadena accessories page to order brackets.

Power: Surface mount power provides (2) 15 amp receptacles and (2) 2 amp USB-C ports, 20 watt.

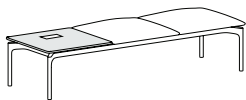
SCS Indoor Advantage™ Gold and LEVEL® 2 certified. See terms and conditions for additional environmental information.

*Weight shown represents shipping weight for wood top. Shipping weight for phenolic top is 127 lbs./58.0 cu.

Seat Height	Arm Height	W	D	H	Fabric	Leather	Weight	Cubes/Qty
17¾"	-	72"	24"	17¾"	4.0 yds	65.0'	*119 lbs.	44.71'/1
451 mm	-	1829 mm	610 mm	451 mm	3.7 m	6.0 sqm	54.1 kg	1.3 cu.

COM	COL	1	2	3	4	5	6	7	8	9	10	11
3760	3840	4160	4240	4285	4347	4418	4454	4516	4569	4632	4720	5032

Pasadena 6WSS



Power - white module
Two-seat bench with end table
Right side facing
Polished aluminum or powder coat base
Upholstered

End table available in phenolic and all oak and walnut finishes, except for walnut LV8. When specifying light finish the natural characteristics of the wood will be visible and color will vary.

Ganging brackets are sold separately and will ship with the product. See Pasadena accessories page to order brackets.

Power: Surface mount power provides (2) 15 amp receptacles and (2) 2 amp USB-C ports, 20 watt.

SCS Indoor Advantage™ Gold and LEVEL® 2 certified. See terms and conditions for additional environmental information.

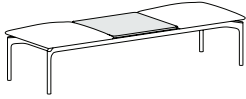
*Weight shown represents shipping weight for wood top. Shipping weight for phenolic top is 127 lbs./58.0 cu.

Seat Height	Arm Height	W	D	H	Fabric	Leather	Weight	Cubes/Qty
17¾"	-	72"	24"	17¾"	4.0 yds	65.0'	*119 lbs.	44.71'/1
451 mm	-	1829 mm	610 mm	451 mm	3.7 m	6.0 sqm	54.1 kg	1.3 cu.

COM	COL	1	2	3	4	5	6	7	8	9	10	11
3760	3840	4160	4240	4285	4347	4418	4454	4516	4569	4632	4720	5032

sku	table top material	base finish	wood top finish
	C oak 9 walnut phenolic upcharge \$690 W phenolic - white B phenolic - black	PA polished aluminum standard, OR specify powder coat, upcharge \$250 WH satin white EC ecru LA latte AL matte aluminum GR graphite BZ bronze SG sage IG iron grey RD black red BK matte black	see seating finishes

Pasadena 6STS



Two-seat bench with center table
Polished aluminum or powder coat base
Upholstered

End table available in phenolic and all oak and walnut finishes, except for walnut LV8. When specifying light finish the natural characteristics of the wood will be visible and color will vary.

Ganging brackets are sold separately and will ship with the product. See Pasadena accessories page to order brackets.

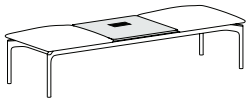
SCS Indoor Advantage™ Gold and LEVEL® 2 certified. See terms and conditions for additional environmental information.

*Weight shown represents shipping weight for wood top. Shipping weight for phenolic top is 126 lbs./57.2 cu.

Seat Height	Arm Height	W	D	H	Fabric	Leather	Weight	Cubes/Qty
17¾"	-	72"	24"	17¾"	4.0 yds	65.0'	*118 lbs.	44.71'/1
451 mm	-	1829 mm	610 mm	451 mm	3.7 m	6.0 sqm	54.9 kg	1.3 cu.

COM	COL	1	2	3	4	5	6	7	8	9	10	11
3249	3329	3649	3729	3774	3836	3907	3943	4005	4058	4121	4209	4521

Pasadena 6SBS



Power - black module
Two-seat bench with center table
Polished aluminum or powder coat base
Upholstered

End table available in phenolic and all oak and walnut finishes, except for walnut LV8. When specifying light finish the natural characteristics of the wood will be visible and color will vary.

Ganging brackets are sold separately and will ship with the product. See Pasadena accessories page to order brackets.

Power: Surface mount power provides (2) 15 amp receptacles and (2) 2 amp USB-C ports, 20 watt.

SCS Indoor Advantage™ Gold and LEVEL® 2 certified. See terms and conditions for additional environmental information.

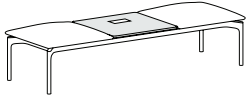
*Weight shown represents shipping weight for wood top. Shipping weight for phenolic top is 127 lbs./58.0 cu.

Seat Height	Arm Height	W	D	H	Fabric	Leather	Weight	Cubes/Qty
17¾"	-	72"	24"	17¾"	4.0 yds	65.0'	*119 lbs.	44.71'/1
451 mm	-	1829 mm	610 mm	451 mm	3.7 m	6.0 sqm	54.1 kg	1.3 cu.

COM	COL	1	2	3	4	5	6	7	8	9	10	11
3760	3840	4160	4240	4285	4347	4418	4454	4516	4569	4632	4720	5032

sku	table top material	base finish	wood top finish
	C oak 9 walnut phenolic upcharge \$690 W phenolic - white B phenolic - black	PA polished aluminum standard, OR specify powder coat, upcharge \$250 WH satin white EC ecru LA latte AL matte aluminum GR graphite BZ bronze SG sage IG iron grey RD black red BK matte black	see seating finishes
_____	_____	_____	_____

Pasadena 6SWS



Power - white module
Two-seat bench with center table
Polished aluminum or powder coat base
Upholstered

End table available in phenolic and all oak and walnut finishes, except for walnut LV8. When specifying light finish the natural characteristics of the wood will be visible and color will vary.

Ganging brackets are sold separately and will ship with the product. See Pasadena accessories page to order brackets.

Power: Surface mount power provides (2) 15 amp receptacles and (2) 2 amp USB-C ports, 20 watt.

SCS Indoor Advantage™ Gold and LEVEL® 2 certified. See terms and conditions for additional environmental information.

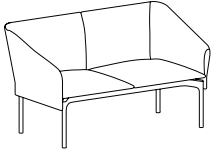
*Weight shown represents shipping weight for wood top. Shipping weight for phenolic top is 127 lbs./58.0 cu.

Seat Height	Arm Height	W	D	H	Fabric	Leather	Weight	Cubes/Qty
17¾"	-	72"	24"	17¾"	4.0 yds	65.0'	*119 lbs.	44.71'/1
451 mm	-	1829 mm	610 mm	451 mm	3.7 m	6.0 sqm	54.1 kg	1.3 cu.

COM	COL	1	2	3	4	5	6	7	8	9	10	11
3760	3840	4160	4240	4285	4347	4418	4454	4516	4569	4632	4720	5032

sku	table top material	base finish	wood top finish
	C oak 9 walnut phenolic upcharge \$690 W phenolic - white B phenolic - black	PA polished aluminum standard, OR specify powder coat, upcharge \$250 WH satin white BZ bronze EC ecru SG sage LA latte IG iron grey AL matte aluminum RD black red GR graphite BK matte black	see seating finishes

Pasadena 6AAX



**Freestanding loveseat
Polished aluminum or powder coat base
Upholstered**

Inside seat width: 43"; Inside seat depth: 21"

Ganging brackets are sold separately and will ship with the product. See Pasadena accessories page to order brackets.

When using a combination of fabrics or leathers, specify the application by designating the appropriate letter, shown below, on the purchase order. Yardage shown must be used.

- A) One fabric or leather for seat
yardage: 3.0 yds. leather: 49.0 sq. ft.
- B) One fabric or leather for inside back and outside back
yardage: 7.0 yds. leather: 114.0 sq. ft.

See terms and conditions for contrasting upholstery upcharges.

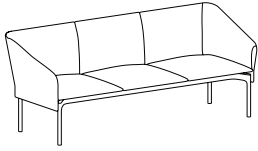
SCS Indoor Advantage™ Gold and LEVEL® 2 certified. See terms and conditions for additional environmental information.

Seat Height	Arm Height	W	D	H	Fabric	Leather	Weight	Cubes/Qty
17¾"	27½"	55"	28"	31"	10.0 yds	162.0'	145 lbs.	50.90'/1
451 mm	699 mm	1397 mm	711 mm	787 mm	9.1 m	15.1 sqm	66.0 kg	1.44 cu.

COM	COL	1	2	3	4	5	6	7	8	9	10	11
4378	4578	5378	5578	5690	5845	6023	6112	6267	6401	6556	6778	7556

sku	table top material	base finish
	X none	PA polished aluminum standard, OR specify powder coat, upcharge \$250 WH satin white BZ bronze EC ecru SG sage LA latte IG iron grey AL matte aluminum RD black red GR graphite BK matte black

Pasadena 6ALA



**Freestanding Sofa
Polished aluminum or powder coat base
Upholstered**

Inside seat depth: 21"; Inside seat width: 67¼"

Ganging brackets are sold separately and will ship with the product. See Pasadena accessories page to order brackets.

When using a combination of fabrics or leathers, specify the application by designating the appropriate letter, shown below, on the purchase order. Yardage shown must be used.

- A) One fabric or leather for seat
yardage: 5.25 yds. leather: 85.0 sq. ft.
- B) One fabric or leather for inside back and outside back
yardage: 8.5 yds. leather: 140.0 sq. ft.

See terms and conditions for contrasting upholstery upcharges.


SCS Indoor Advantage™ Gold and LEVEL® 2 certified. See terms and conditions for additional environmental information.

Seat Height	Arm Height	W	D	H	Fabric	Leather	Weight	Cubes/Qty
17¾"	27½"	79"	28"	31"	13.75 yds	223.0'	190 lbs.	68.93'/1
451 mm	699 mm	2007 mm	711 mm	787 mm	12.6 m	20.7 sqm	86.2 kg	2.0 cu.

COM	COL	1	2	3	4	5	6	7	8	9	10	11
5584	5859	6959	7234	7387	7601	7846	7968	8182	8365	8579	8884	9954

sku	table top material	base finish
	X none	PA polished aluminum standard, OR specify powder coat, upcharge \$250 WH satin white BZ bronze EC ecru SG sage LA latte IG iron grey AL matte aluminum RD black red GR graphite BK matte black

Pasadena 6LLX



Two-seat armless module
Polished aluminum or powder coat base
Upholstered

Inside seat depth: 21"

Ganging brackets are sold separately and will ship with the product. See Pasadena accessories page to order brackets.

When using a combination of fabrics or leathers, specify the application by designating the appropriate letter, shown below, on the purchase order. Yardage shown must be used.

- A) One fabric or leather for seat
yardage: 4.25 yds. leather: 69.0 sq. ft.
- B) One fabric or leather for inside back and outside back
yardage: 3.75 yds. leather: 61.0 sq. ft.

See terms and conditions for contrasting upholstery upcharges.


SCS Indoor Advantage™ Gold certified. See terms and conditions for additional environmental information.

Seat Height	Arm Height	W	D	H	Fabric	Leather	Weight	Cubes/Qty
17¾"	-	48"	28"	31"	8.0 yds	130.0'	118 lbs.	50.70'/1
451 mm	-	1219 mm	711 mm	787 mm	7.3 m	12.1 sqm	54.9 kg	1.44 cu.

COM	COL	1	2	3	4	5	6	7	8	9	10	11
3733	3893	4533	4693	4782	4907	5049	5120	5245	5351	5476	5653	6276

sku	table top material	base finish
	X none	PA polished aluminum standard, OR specify powder coat, upcharge \$250
		WH satin white BZ bronze EC ecru SG sage LA latte IG iron grey AL matte aluminum RD black red GR graphite BK matte black

Pasadena 6LSX



Two-seat armless open end module
Left side facing
Polished aluminum or powder coat base
Upholstered

Inside seat depth: 21"

Ganging brackets are sold separately and will ship with the product. See Pasadena accessories page to order brackets.

When using a combination of fabrics or leathers, specify the application by designating the appropriate letter, shown below, on the purchase order. Yardage shown must be used.

- A) One fabric or leather for seat
 yardage: 4.0 yds. leather: 65.0 sq. ft.
- B) One fabric or leather for inside back and outside back
 yardage: 2.0 yds. leather: 33.0 sq. ft.

See terms and conditions for contrasting upholstery upcharges.


SCS Indoor Advantage™ Gold certified. See terms and conditions for additional environmental information.

Seat Height	Arm Height	W	D	H	Fabric	Leather	Weight	Cubes/Qty
17¾"	-	48"	28"	31"	6.0 yds	98.0'	104 lbs.	50.70'/1
451 mm	-	1219 mm	711 mm	787 mm	5.5 m	9.1 sqm	47.2 kg	1.44 cu.

COM	COL	1	2	3	4	5	6	7	8	9	10	11
3070	3190	3670	3790	3857	3950	4057	4110	4204	4284	4377	4510	4977

sku	table top material	base finish
	X none	PA polished aluminum standard, OR specify powder coat, upcharge \$250 WH satin white BZ bronze EC ecru SG sage LA latte IG iron grey AL matte aluminum RD black red GR graphite BK matte black

Pasadena 6SLX



Two-seat armless open end module
Right side facing
Polished aluminum or powder coat base
Upholstered

Inside seat depth: 21"

Ganging brackets are sold separately and will ship with the product. See Pasadena accessories page to order brackets.

When using a combination of fabrics or leathers, specify the application by designating the appropriate letter, shown below, on the purchase order. Yardage shown must be used.

- A) One fabric or leather for seat
 yardage: 4.0 yds. leather: 65.0 sq. ft.
- B) One fabric or leather for inside back and outside back
 yardage: 2.0 yds. leather: 33.0 sq. ft.

See terms and conditions for contrasting upholstery upcharges.


SCS Indoor Advantage™ Gold certified. See terms and conditions for additional environmental information.

Seat Height	Arm Height	W	D	H	Fabric	Leather	Weight	Cubes/Qty
17¾"	-	48"	28"	31"	6.0 yds	98.0'	104 lbs.	50.70'/1
451 mm	-	1219 mm	711 mm	787 mm	5.5 m	9.1 sqm	47.2 kg	1.44 cu.

COM	COL	1	2	3	4	5	6	7	8	9	10	11
3070	3190	3670	3790	3857	3950	4057	4110	4204	4284	4377	4510	4977

sku	table top material	base finish
	X none	PA polished aluminum standard, OR specify powder coat, upcharge \$250 WH satin white BZ bronze EC ecru SG sage LA latte IG iron grey AL matte aluminum RD black red GR graphite BK matte black

Pasadena 6ALX



Two-seat module
Left side facing
Polished aluminum or powder coat base
Upholstered

Inside seat depth: 21"

Ganging brackets are sold separately and will ship with the product. See Pasadena accessories page to order brackets.

When using a combination of fabrics or leathers, specify the application by designating the appropriate letter, shown below, on the purchase order. Yardage shown must be used.

- A) One fabric or leather for seat
 yardage: 3.5 yds. leather: 57.0 sq. ft.
- B) One fabric or leather for inside back and outside back
 yardage: 5.5 yds. leather: 90.0 sq. ft.

See terms and conditions for contrasting upholstery upcharges.

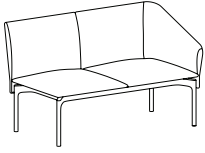
SCS Indoor Advantage™ Gold certified. See terms and conditions for additional environmental information.

Seat Height	Arm Height	W	D	H	Fabric	Leather	Weight	Cubes/Qty
17¾"	27½"	51½"	28"	31"	9.0 yds	146.0'	121 lbs.	50.70/1
451 mm	699 mm	1308 mm	711 mm	787 mm	8.2 m	13.6 sqm	55.0	1.44 cu.

COM	COL	1	2	3	4	5	6	7	8	9	10	11
4056	4236	4956	5136	5236	5376	5536	5616	5756	5876	6016	6216	6916

sku	table top material	base finish
	X none	PA polished aluminum standard, OR specify powder coat, upcharge \$250 WH satin white BZ bronze EC ecru SG sage LA latte IG iron grey AL matte aluminum RD black red GR graphite BK matte black

Pasadena 6LAX



Two-seat module
Right side facing
Polished aluminum or powder coat base
Upholstered

Inside seat depth: 21"

Ganging brackets are sold separately and will ship with the product. See Pasadena accessories page to order brackets.

When using a combination of fabrics or leathers, specify the application by designating the appropriate letter, shown below, on the purchase order. Yardage shown must be used.

- A) One fabric or leather for seat
 yardage: 3.5 yds. leather: 57.0 sq. ft.
- B) One fabric or leather for inside back and outside back
 yardage: 5.5 yds. leather: 90.0 sq. ft.

See terms and conditions for contrasting upholstery upcharges.

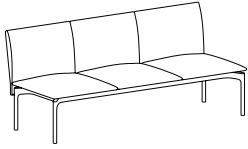
SCS Indoor Advantage™ Gold certified. See terms and conditions for additional environmental information.

Seat Height	Arm Height	W	D	H	Fabric	Leather	Weight	Cubes/Qty
17¾"	27½"	51½"	28"	31"	9.0 yds	146.0'	121 lbs.	50.70/1
451 mm	699 mm	1308 mm	711 mm	787 mm	8.2 m	13.6 sqm	55.0 kg	1.44 cu.

COM	COL	1	2	3	4	5	6	7	8	9	10	11
4056	4236	4956	5136	5236	5376	5536	5616	5756	5876	6016	6216	6916

sku	table top material	base finish
	X none	PA polished aluminum standard, OR specify powder coat, upcharge \$250 WH satin white BZ bronze EC ecru SG sage LA latte IG iron grey AL matte aluminum RD black red GR graphite BK matte black

Pasadena 6LLL



**Three-seat armless module
Polished aluminum or powder coat base
Upholstered**

Inside seat depth: 21"

Ganging brackets are sold separately and will ship with the product. See Pasadena accessories page to order brackets.

When using a combination of fabrics or leathers, specify the application by designating the appropriate letter, shown below, on the purchase order. Yardage shown must be used.

- A) One fabric or leather for seat
yardage: 6.25 yds. leather: 102.0 sq. ft.
- B) One fabric or leather for inside back and outside back
yardage: 5.5 yds. leather: 89.0 sq. ft.

See terms and conditions for contrasting upholstery upcharges.

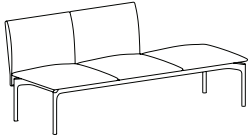
SCS Indoor Advantage™ Gold certified. See terms and conditions for additional environmental information.

Seat Height	Arm Height	W	D	H	Fabric	Leather	Weight	Cubes/Qty
17¾"	-	72"	28"	31"	11.75 yds	191.0'	164 lbs.	68.93'/1
451 mm	-	1829 mm	711 mm	787 mm	10.7 m	17.7 sqm	74.4 kg	2.0 cu.

COM	COL	1	2	3	4	5	6	7	8	9	10	11
4938	5173	6113	6348	6479	6662	6871	6975	7158	7315	7497	7758	8672

sku	table top material	base finish
	<input checked="" type="checkbox"/> none	PA polished aluminum standard, OR specify powder coat, upcharge \$250 WH satin white BZ bronze EC ecru SG sage LA latte IG iron grey AL matte aluminum RD black red GR graphite BK matte black

Pasadena 6LLS



Three-seat armless open end module
Left side facing
Polished aluminum or powder coat base
Upholstered

Inside seat depth: 21"

Ganging brackets are sold separately and will ship with the product. See Pasadena accessories page to order brackets.

When using a combination of fabrics or leathers, specify the application by designating the appropriate letter, shown below, on the purchase order. Yardage shown must be used.

- A) One fabric or leather for seat
 yardage: 5.75 yds. leather: 94.0 sq. ft.
- B) One fabric or leather for inside back and outside back
 yardage: 4.0 yds. leather: 65.0 sq. ft.

See terms and conditions for contrasting upholstery upcharges.

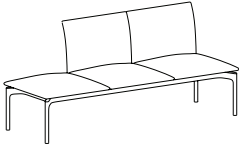
SCS Indoor Advantage™ Gold certified. See terms and conditions for additional environmental information.

Seat Height	Arm Height	W	D	H	Fabric	Leather	Weight	Cubes/Qty
17¾"	-	72"	28"	31"	9.75 yds	158.0'	149 lbs.	68.93/1
451 mm	-	1829 mm	711 mm	787 mm	9.0 m	14.7 sqm	68.0 kg	2.0 cu.

COM	COL	1	2	3	4	5	6	7	8	9	10	11
4278	4473	5253	5448	5557	5708	5882	5968	6120	6250	6402	6618	7377

sku	table top material	base finish
	X none	PA polished aluminum standard, OR specify powder coat, upcharge \$250 WH satin white BZ bronze EC ecru SG sage LA latte IG iron grey AL matte aluminum RD black red GR graphite BK matte black

Pasadena 6SLL



**Three-seat armless open end module
Right side facing
Polished aluminum or powder coat base
Upholstered**

Inside seat depth: 21"

Ganging brackets are sold separately and will ship with the product. See Pasadena accessories page to order brackets.

When using a combination of fabrics or leathers, specify the application by designating the appropriate letter, shown below, on the purchase order. Yardage shown must be used.

- A) One fabric or leather for seat
yardage: 5.75 yds. leather: 94.0 sq. ft.
- B) One fabric or leather for inside back and outside back
yardage: 4.0 yds. leather: 65.0 sq. ft.

See terms and conditions for contrasting upholstery upcharges.

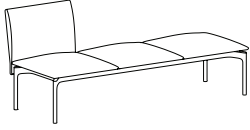
SCS Indoor Advantage™ Gold certified. See terms and conditions for additional environmental information.

Seat Height	Arm Height	W	D	H	Fabric	Leather	Weight	Cubes/Qty
17¾"	-	72"	28"	31"	9.75 yds	158.0'	149 lbs.	68.93'/1
451 mm	-	1829 mm	711 mm	787 mm	9.0 m	14.7 sqm	68.0 kg	2.0 cu.

COM	COL	1	2	3	4	5	6	7	8	9	10	11
4278	4473	5253	5448	5557	5708	5882	5968	6120	6250	6402	6618	7377

sku	table top material	base finish
	X none	PA polished aluminum standard, OR specify powder coat, upcharge \$250 WH satin white BZ bronze EC ecru SG sage LA latte IG iron grey AL matte aluminum RD black red GR graphite BK matte black

Pasadena 6LSS



Three-seat armless open end module
Left side facing
Polished aluminum or powder coat base
Upholstered

Inside seat depth: 21"

Ganging brackets are sold separately and will ship with the product. See Pasadena accessories page to order brackets.

When using a combination of fabrics or leathers, specify the application by designating the appropriate letter, shown below, on the purchase order. Yardage shown must be used.

- A) One fabric or leather for seat
 yardage: 5.75 yds. leather: 94.0 sq. ft.
- B) One fabric or leather for inside back and outside back
 yardage: 2.0 yds. leather: 33.0 sq. ft.

See terms and conditions for contrasting upholstery upcharges.

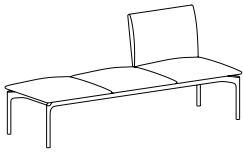
SCS Indoor Advantage™ Gold certified. See terms and conditions for additional environmental information.

Seat Height	Arm Height	W	D	H	Fabric	Leather	Weight	Cubes/Qty
17¾"	-	72"	28"	31"	7.5 yds	126.0'	135 lbs.	68.93/1
451 mm	-	1829 mm	711 mm	787 mm	6.9 m	11.7 sqm	61.2 kg	2.0 cu.

COM	COL	1	2	3	4	5	6	7	8	9	10	11
3675	3825	4425	4575	4659	4775	4909	4975	5092	5192	5309	5475	6059

sku	table top material	base finish
	X none	PA polished aluminum standard, OR specify powder coat, upcharge \$250 WH satin white BZ bronze EC ecru SG sage LA latte IG iron grey AL matte aluminum RD black red GR graphite BK matte black

Pasadena 6SSL



Three-seat armless open module
Right side facing
Polished aluminum or powder coat base
Upholstered

Inside seat depth: 21"

Ganging brackets are sold separately and will ship with the product. See Pasadena accessories page to order brackets.

When using a combination of fabrics or leathers, specify the application by designating the appropriate letter, shown below, on the purchase order. Yardage shown must be used.

- A) One fabric or leather for seat
yardage: 5.75 yds. leather: 94.0 sq. ft.
- B) One fabric or leather for inside back and outside back
yardage: 2.0 yds. leather: 33.0 sq. ft.

See terms and conditions for contrasting upholstery upcharges.

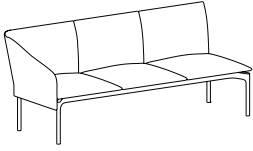
SCS Indoor Advantage™ Gold certified. See terms and conditions for additional environmental information.

Seat Height	Arm Height	W	D	H	Fabric	Leather	Weight	Cubes/Qty
17¾"	-	72"	28"	31"	7.5 yds	126.0'	135 lbs.	68.93/1
451 mm	-	1829 mm	711 mm	787 mm	6.9 m	11.7 sqm	61.2 kg	2.0 cu.

COM	COL	1	2	3	4	5	6	7	8	9	10	11
3675	3825	4425	4575	4659	4775	4909	4975	5092	5192	5309	5475	6059

sku	table top material	base finish
	X none	PA polished aluminum standard, OR <i>specify powder coat, upcharge \$250</i> WH satin white BZ bronze EC ecru SG sage LA latte IG iron grey AL matte aluminum RD black red GR graphite BK matte black

Pasadena 6ALL



Three-seat module
Left side facing
Polished aluminum or powder coat base
Upholstered

Inside seat depth: 21"

Ganging brackets are sold separately and will ship with the product. See Pasadena accessories page to order brackets.

When using a combination of fabrics or leathers, specify the application by designating the appropriate letter, shown below, on the purchase order. Yardage shown must be used.

- A) One fabric or leather for seat
 yardage: 5.75 yds. leather: 94.0 sq. ft.
- B) One fabric or leather for inside back and outside back
 yardage: 4.0 yds. leather: 65.0 sq. ft.

See terms and conditions for contrasting upholstery upcharges.

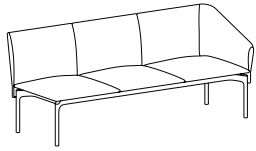
SCS Indoor Advantage™ Gold certified. See terms and conditions for additional environmental information.

Seat Height	Arm Height	W	D	H	Fabric	Leather	Weight	Cubes/Qty
17¾"	27½"	75½"	28"	31"	9.75 yds	158.0'	143 lbs.	68.93/1
451 mm	699 mm	1918 mm	711 mm	787 mm	8.9 m	14.7 sqm	65.0 kg	2.0 cu.

COM	COL	1	2	3	4	5	6	7	8	9	10	11
5323	5518	6298	6493	6602	6753	6927	7013	7165	7295	7447	7663	8422

sku	table top material	base finish
	X none	PA polished aluminum standard, OR specify powder coat, upcharge \$250 WH satin white BZ bronze EC ecru SG sage LA latte IG iron grey AL matte aluminum RD black red GR graphite BK matte black

Pasadena 6LLA



Three-seat module
Right side facing
Polished aluminum or powder coat base
Upholstered

Inside seat depth: 21"

Ganging brackets are sold separately and will ship with the product. See Pasadena accessories page to order brackets.

When using a combination of fabrics or leathers, specify the application by designating the appropriate letter, shown below, on the purchase order. Yardage shown must be used.

- A) One fabric or leather for seat
 yardage: 5.75 yds. leather: 94.0 sq. ft.
- B) One fabric or leather for inside back and outside back
 yardage: 4.0 yds. leather: 65.0 sq. ft.

See terms and conditions for contrasting upholstery upcharges.


SCS Indoor Advantage™ Gold certified. See terms and conditions for additional environmental information.

Seat Height	Arm Height	W	D	H	Fabric	Leather	Weight	Cubes/Qty
17¾"	27½"	75½"	28"	31"	9.75 yds	158.0'	143 lbs.	68.93/1
451 mm	699 mm	1918 mm	711 mm	787 mm	8.9 m	14.7 sqm	65.0 kg	2.0 cu.

COM	COL	1	2	3	4	5	6	7	8	9	10	11
5323	5518	6298	6493	6602	6753	6927	7013	7165	7295	7447	7663	8422

sku	table top material	base finish
	X none	PA polished aluminum standard, OR specify powder coat, upcharge \$250 WH satin white BZ bronze EC ecru SG sage LA latte IG iron grey AL matte aluminum RD black red GR graphite BK matte black

Pasadena 6SLA



Three-seat open end module
Right side facing
Polished aluminum or powder coat base
Upholstered

Inside seat depth: 21"

Ganging brackets are sold separately and will ship with the product. See Pasadena accessories page to order brackets.

When using a combination of fabrics or leathers, specify the application by designating the appropriate letter, shown below, on the purchase order. Yardage shown must be used.

- A) One fabric or leather for seat
 yardage: 5.25 yds. leather: 85.0 sq. ft.
- B) One fabric or leather for inside back and outside back
 yardage: 5.5 yds. leather: 90.0 sq. ft.

See terms and conditions for contrasting upholstery upcharges.

SCS Indoor Advantage™ Gold certified. See terms and conditions for additional environmental information.

Seat Height	Arm Height	W	D	H	Fabric	Leather	Weight	Cubes/Qty
17¾"	27½"	75½"	28"	31"	10.75 yds	175.0'	152 lbs.	68.93/1
451 mm	699 mm	1918 mm	711 mm	787 mm	9.8 m	16.3 sqm	69.0 kg	2.0 cu.

COM	COL	1	2	3	4	5	6	7	8	9	10	11
4661	4876	5736	5951	6071	6238	6429	6525	6692	6835	7003	7241	8078

sku	table top material	base finish
	X none	PA polished aluminum standard, OR specify powder coat, upcharge \$250 WH satin white BZ bronze EC ecru SG sage LA latte IG iron grey AL matte aluminum RD black red GR graphite BK matte black

Pasadena 6CXX



Corner seat
Polished aluminum or powder coat base
Upholstered

Inside seat depth: 21"

The corner seat is not freestanding and requires two ganging brackets. Ganging brackets are sold separately and will ship with the product. See Pasadena accessories page to order brackets.

When using a combination of fabrics or leathers, specify the application by designating the appropriate letter, shown below, on the purchase order. Yardage shown must be used.

- A) One fabric or leather for seat
yardage: 1.75 yds. leather: 29.0 sq. ft.
- B) One fabric or leather for inside back and outside back
yardage: 4.0 yds. leather: 65.0 sq. ft.

See terms and conditions for contrasting upholstery upcharges.

SCS Indoor Advantage™ Gold certified. See terms and conditions for additional environmental information.

Seat Height	Arm Height	W	D	H	Fabric	Leather	Weight	Cubes/Qty
17¾"	31"	28"	28"	31"	5.75 yds	94.0'	82 lbs	28.8'/1
451 mm	787 mm	711 mm	711 mm	787 mm	5.3 m	8.7 sqm	37.2 kg	.82 cu.

COM	COL	1	2	3	4	5	6	7	8	9	10	11
2371	2486	2946	3061	3125	3215	3317	3368	3458	3534	3624	3751	4199

Pasadena 6HXX



Corner bench
Polished aluminum or powder coat frame
Upholstered

The corner bench is not freestanding and requires two ganging brackets. Ganging brackets are sold separately and will ship with the product. See Pasadena accessories page to order bracket.

SCS Indoor Advantage™ Gold and LEVEL® 2 certified. See terms and conditions for additional environmental information.

Seat Height	Arm Height	W	D	H	Fabric	Leather	Weight	Cubes/Qty
17¾"	-	24"	24"	17¾"	2.25	37.0	52 lbs.	16.06'/1
451 mm	-	610 mm	610 mm	451 mm	2.1 m	3.4 sqm	24.0 kg	.45 cu.

COM	COL	1	2	3	4	5	6	7	8	9	10	11
1906	1951	2131	2176	2201	2236	2276	2296	2331	2361	2396	2446	2621

sku	table top material	base finish
	X none	PA polished aluminum standard, OR <i>specify powder coat, upcharge \$250</i>
		WH satin white BZ bronze EC ecru SG sage LA latte IG iron grey AL matte aluminum RD black red GR graphite BK matte black

Pasadena 6LTX



Armless module with end table
Left side facing
Polished aluminum or powder coat base
Upholstered

Inside seat depth: 21"

End table available in phenolic and all oak and walnut finishes, except for walnut LV8. When specifying light finish the natural characteristics of the wood will be visible and color will vary.

Ganging brackets are sold separately and will ship with the product. See Pasadena accessories page to order brackets.

When using a combination of fabrics or leathers, specify the application by designating the appropriate letter, shown below, on the purchase order. Yardage shown must be used.

- A) One fabric or leather for seat
 yardage: 2.5 yds. leather: 40.5 sq. ft.
- B) One fabric or leather for inside back and outside back
 yardage: 2.25 yds. leather: 37.0 sq. ft.

See terms and conditions for contrasting upholstery upcharges.

SCS Indoor Advantage™ Gold certified. See terms and conditions for additional environmental information.

*Weight shown represents shipping weight for wood top. Shipping weight for phenolic top is 116 lbs./7.3 kg.

Seat Height	Arm Height	W	D	H	Fabric	Leather	Weight	Cubes/Qty
17¾"	-	48"	28"	31"	4.75 yds	77.0'	*108 lbs.	50.70'/1
451 mm	-	1219 mm	711 mm	787 mm	4.3 m	7.2 sqm	49.0 kg	1.44 cu.

COM	COL	1	2	3	4	5	6	7	8	9	10	11
3544	3639	4019	4114	4167	4241	4326	4368	4442	4505	4579	4684	5054

sku	table top material	base finish	wood top finish
	C oak 9 walnut phenolic upcharge \$690 W phenolic - white B phenolic - black	PA polished aluminum standard, OR specify powder coat, upcharge \$250 WH satin white BZ bronze EC ecru SG sage LA latte IG iron grey AL matte aluminum RD black red GR graphite BK matte black	see seating finishes

Pasadena 6LBX



Power - black module
Armless module with end table
Left side facing
Polished aluminum or powder coat base
Upholstered

Inside seat depth: 21"

End table available in phenolic and all oak and walnut finishes, except for walnut LV8. When specifying light finish the natural characteristics of the wood will be visible and color will vary.

Ganging brackets are sold separately and will ship with the product. See Pasadena accessories page to order bracket.

Power: Surface mount power provides (2) 15 amp receptacles and (2) 2 amp USB-C ports, 20 watt.

When using a combination of fabrics or leathers, specify the application by designating the appropriate letter, shown below, on the purchase order. Yardage shown must be used.

- A) One fabric or leather for seat
 yardage: 2.5 yds. leather: 40.5 sq. ft.
- B) One fabric or leather for inside back and outside back
 yardage: 2.25 yds. leather: 37.0 sq. ft.

See terms and conditions for contrasting upholstery upcharges.

SCS Indoor Advantage™ Gold certified. See terms and conditions for additional environmental information.

*Weight shown represents shipping weight for wood top. Shipping weight for phenolic top is 117 lbs./53.1 kg.

Seat Height	Arm Height	W	D	H	Fabric	Leather	Weight	Cubes/Qty
17¾"	-	48"	28"	31"	4.75 yds	77.0'	*109 lbs.	50.70'/1
451mm	-	1219 mm	711 mm	787 mm	4.3 m	7.2 sqm	50.0 kg	1.44 cu.

COM	COL	1	2	3	4	5	6	7	8	9	10	11
4055	4150	4530	4625	4678	4752	4837	4879	4953	5016	5090	5195	5565

sku	table top material	base finish	wood top finish
	C oak 9 walnut phenolic upcharge \$690 W phenolic - white B phenolic - black	PA polished aluminum standard, OR specify powder coat, upcharge \$250 WH satin white BZ bronze EC ecru SG sage LA latte IG iron grey AL matte aluminum RD black red GR graphite BK matte black	see seating finishes

Pasadena 6LWX



Power - white module
Armless module with end table
Left side facing
White power module
Polished aluminum or powder coat base
Upholstered

Inside seat depth: 21"

End table available in phenolic and all oak and walnut finishes, except for walnut LV8. When specifying light finish the natural characteristics of the wood will be visible and color will vary.

Ganging brackets are sold separately and will ship with the product. See Pasadena accessories page to order bracket.

Power: Surface mount power provides (2) 15 amp receptacles and (2) 2 amp USB-C ports, 20 watt.

When using a combination of fabrics or leathers, specify the application by designating the appropriate letter, shown below, on the purchase order. Yardage shown must be used.

- A) One fabric or leather for seat
 yardage: 2.5 yds. leather: 40.5 sq. ft.
- B) One fabric or leather for inside back and outside back
 yardage: 2.25 yds. leather: 37.0 sq. ft.

See terms and conditions for contrasting upholstery upcharges.

SCS Indoor Advantage™ Gold certified. See terms and conditions for additional environmental information.


*Weight shown represents shipping weight for wood top. Shipping weight for phenolic top is 117 lbs./53.1 kg.

Seat Height	Arm Height	W	D	H	Fabric	Leather	Weight	Cubes/Qty
17¾"	-	48"	28"	31"	4.75 yds	77.0'	*109 lbs.	50.70'/1
451mm	-	1219 mm	711 mm	787 mm	4.3 m	7.2 sqm	50.0 kg	1.44 cu.

COM	COL	1	2	3	4	5	6	7	8	9	10	11
4055	4150	4530	4625	4678	4752	4837	4879	4953	5016	5090	5195	5565

sku	table top material	base finish	wood top finish
	C oak 9 walnut phenolic upcharge \$690 W phenolic - white B phenolic - black	PA polished aluminum standard, OR specify powder coat, upcharge \$250 WH satin white BZ bronze EC ecru SG sage LA latte IG iron grey AL matte aluminum RD black red GR graphite BK matte black	see seating finishes

Pasadena 6TLX



Armless module with end table
Right side facing
Polished aluminum or powder coat base
Upholstered

End table available in phenolic and all oak and walnut finishes, except for walnut LV8. When specifying light finish the natural characteristics of the wood will be visible and color will vary.

Ganging brackets are sold separately and will ship with the product. See Pasadena accessories page to order brackets.

When using a combination of fabrics or leathers, specify the application by designating the appropriate letter, shown below, on the purchase order. Yardage shown must be used.

- A) One fabric or leather for seat
 yardage: 2.5 yds. leather: 40.5 sq. ft.
- B) One fabric or leather for inside back and outside back
 yardage: 2.25 yds. leather: 37.0 sq. ft.

See terms and conditions for contrasting upholstery upcharges.

SCS Indoor Advantage™ Gold certified. See terms and conditions for additional environmental information.

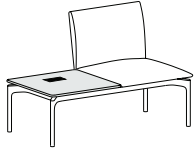
*Weight shown represents shipping weight for wood top. Shipping weight for phenolic top is 116 lbs./7.3 kg.

Seat Height	Arm Height	W	D	H	Fabric	Leather	Weight	Cubes/Qty
17¾"	-	48"	28"	31"	4.75 yds	77.0'	*108 lbs.	50.70/1
451 mm	-	1219 mm	711 mm	787 mm	4.3 m	7.2 sqm	49.0 kg	1.44 cu.

COM	COL	1	2	3	4	5	6	7	8	9	10	11
3544	3639	4019	4114	4167	4241	4326	4368	4442	4505	4579	4684	5054

sku	table top material	base finish	wood top finish
	C oak 9 walnut phenolic upcharge \$690 W phenolic - white B phenolic - black	PA polished aluminum standard, OR specify powder coat, upcharge \$250 WH satin white BZ bronze EC ecru SG sage LA latte IG iron grey AL matte aluminum RD black red GR graphite BK matte black	see seating finishes

Pasadena 6BLX



Power - black module
Armless module with end table
Right side facing
Polished aluminum or powder coat base
Upholstered

End table available in phenolic and all oak and walnut finishes, except for walnut LV8. When specifying light finish the natural characteristics of the wood will be visible and color will vary.

Ganging brackets are sold separately and will ship with the product. See Pasadena accessories page to order bracket.

Power: Surface mount power provides (2) 15 amp receptacles and (2) 2 amp USB-C ports, 20 watt.

When using a combination of fabrics or leathers, specify the application by designating the appropriate letter, shown below, on the purchase order. Yardage shown must be used.

- A) One fabric or leather for seat
 yardage: 2.5 yds. leather: 40.5 sq. ft.
- B) One fabric or leather for inside back and outside back
 yardage: 2.25 yds. leather: 37.0 sq. ft.

See terms and conditions for contrasting upholstery upcharges.

SCS Indoor Advantage™ Gold certified. See terms and conditions for additional environmental information.


*Weight shown represents shipping weight for wood top. Shipping weight for phenolic top is 117 lbs./53.1 kg.

Seat Height	Arm Height	W	D	H	Fabric	Leather	Weight	Cubes/Qty
17¾"	-	48"	28"	31"	4.75 yds	77.0'	*109 lbs.	50.70'/1
451 mm	-	1219 mm	711 mm	787 mm	4.3 m	7.2 sqm	50.0 kg.	1.44 cu.

COM	COL	1	2	3	4	5	6	7	8	9	10	11
4055	4150	4530	4625	4678	4752	4837	4879	4953	5016	5090	5195	5565

sku	table top material	base finish	wood top finish
	C oak 9 walnut phenolic upcharge \$690 W phenolic - white B phenolic - black	PA polished aluminum standard, OR specify powder coat, upcharge \$250 WH satin white BZ bronze EC ecru SG sage LA latte IG iron grey AL matte aluminum RD black red GR graphite BK matte black	see seating finishes

Pasadena 6WLX



Power - white module
Armless module with end table
Right side facing
Polished aluminum or powder coat base
Upholstered

Inside seat depth: 21"

End table available in phenolic and all oak and walnut finishes, except for walnut LV8. When specifying light finish the natural characteristics of the wood will be visible and color will vary.

Ganging brackets are sold separately and will ship with the product. See Pasadena accessories page to order bracket.

Power: Surface mount power provides (2) 15 amp receptacles and (2) 2 amp USB-C ports, 20 watt.

When using a combination of fabrics or leathers, specify the application by designating the appropriate letter, shown below, on the purchase order. Yardage shown must be used.

- A) One fabric or leather for seat
 yardage: 2.5 yds. leather: 40.5 sq. ft.
- B) One fabric or leather for inside back and outside back
 yardage: 2.25 yds. leather: 37.0 sq. ft.

See terms and conditions for contrasting upholstery upcharges.

SCS Indoor Advantage™ Gold certified. See terms and conditions for additional environmental information.

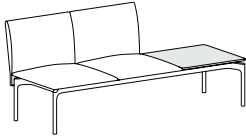
*Weight shown represents shipping weight for wood top. Shipping weight for Phenolic top is 117 lbs./53.1 kg.

Seat Height	Arm Height	W	D	H	Fabric	Leather	Weight	Cubes/Qty
17¾"	-	48"	28"	31"	4.75 yds	77.0'	*109 lbs.	50.70'/1
451 mm	-	1219 mm	711 mm	787 mm	4.3 m	7.2 sqm	50.0 kg	1.44 cu.

COM	COL	1	2	3	4	5	6	7	8	9	10	11
4055	4150	4530	4625	4678	4752	4837	4879	4953	5016	5090	5195	5565

sku	table top material	base finish	wood top finish
	C oak 9 walnut phenolic upcharge \$690 W phenolic - white B phenolic - black	PA polished aluminum standard, OR specify powder coat, upcharge \$250 WH satin white BZ bronze EC ecru SG sage LA latte IG iron grey AL matte aluminum RD black red GR graphite BK matte black	see seating finishes

Pasadena 6LLT



**Two-seat armless module with end table
Left side facing
Polished aluminum or powder coat base
Upholstered**

End table available in phenolic and all oak and walnut finishes, except for walnut LV8. When specifying light finish the natural characteristics of the wood will be visible and color will vary.

Inside seat depth: 21"

Ganging brackets are sold separately and will ship with the product. See Pasadena accessories page to order brackets.

When using a combination of fabrics or leathers, specify the application by designating the appropriate letter, shown below, on the purchase order. Yardage shown must be used.

- A) One fabric or leather for seat
yardage: 4.5 yds. leather: 73.0 sq. ft.
- B) One fabric or leather for inside back and outside back
yardage: 4.0 yds. leather: 65.0 sq. ft.

See terms and conditions for contrasting upholstery upcharges.

SCS Indoor Advantage™ Gold certified. See terms and conditions for additional environmental information.

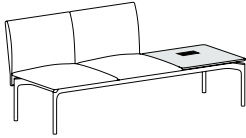
*Weight shown represents shipping weight for wood top. Shipping weight for phenolic top is 162 lbs./73.5 kg.

Seat Height	Arm Height	W	D	H	Fabric	Leather	Weight	Cubes/Qty
17¾"	-	72"	28"	31"	8.5 yds	138.0'	*154 lbs.	68.93'/1
451 mm	-	1829 mm	711 mm	787 mm	7.8 m	12.8 sqm	70.0 kg	2.0 cu.

COM	COL	1	2	3	4	5	6	7	8	9	10	11
4749	4919	5599	5769	5864	5996	6147	6223	6355	6468	6601	6789	7451

sku	table top material	base finish	wood top finish
	C oak 9 walnut phenolic upcharge \$690 W phenolic - white B phenolic - black	PA polished aluminum standard, OR specify powder coat, upcharge \$250 WH satin white BZ bronze EC ecru SG sage LA latte IG iron grey AL matte aluminum RD black red GR graphite BK matte black	see seating finishes

Pasadena 6LLB



Power - black module
Two-seat armless module with end table
Left side facing
Polished aluminum or powder coat base
Upholstered

End table available in phenolic and all oak and walnut finishes, except for walnut LV8. When specifying light finish the natural characteristics of the wood will be visible and color will vary.

Inside seat depth: 21"

Ganging brackets are sold separately and will ship with the product. See Pasadena accessories page to order brackets.

Power: Surface mount power provides (2) 15 amp receptacles and (2) 2 amp USB-C ports, 20 watt.

When using a combination of fabrics or leathers, specify the application by designating the appropriate letter, shown below, on the purchase order. Yardage shown must be used.

- A) One fabric or leather for seat
 yardage: 4.5 yds. leather: 73.0 sq. ft.
- B) One fabric or leather for inside back and outside back
 yardage: 4.0 yds. leather: 65.0 sq. ft.

See terms and conditions for contrasting upholstery upcharges.

SCS Indoor Advantage™ Gold certified. See terms and conditions for additional environmental information.

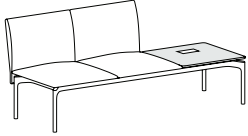
*Weight shown represents shipping weight for wood top. Shipping weight for phenolic top is 163 lbs./74.0 kg.

Seat Height	Arm Height	W	D	H	Fabric	Leather	Weight	Cubes/Qty
17¾"	-	72"	28"	31"	8.5 yds	138.0'	*155 lbs.	68.93/1
451 mm	-	1829 mm	711 mm	787 mm	7.8 m	12.8 sqm	70.3 kg	2.0 cu.

COM	COL	1	2	3	4	5	6	7	8	9	10	11
5261	5431	6111	6281	6376	6508	6659	6735	6867	6980	7113	7301	7963

sku	table top material	base finish	wood top finish
	C oak 9 walnut phenolic upcharge \$690 W phenolic - white B phenolic - black	PA polished aluminum standard, OR specify powder coat, upcharge \$250 WH satin white BZ bronze EC ecru SG sage LA latte IG iron grey AL matte aluminum RD black red GR graphite BK matte black	see seating finishes

Pasadena 6LLW



Power - white module
Two-seat armless module with end table
Left side facing
Polished aluminum or powder coat base
Upholstered

End table available in phenolic and all oak and walnut finishes, except for walnut LV8. When specifying light finish the natural characteristics of the wood will be visible and color will vary.

Inside seat depth: 21"

Ganging brackets are sold separately and will ship with the product. See Pasadena accessories page to order bracket.

Power: Surface mount power provides (2) 15 amp receptacles and (2) 2 amp USB-C ports, 20 watt.

When using a combination of fabrics or leathers, specify the application by designating the appropriate letter, shown below, on the purchase order. Yardage shown must be used.

- A) One fabric or leather for seat
 yardage: 4.5 yds. leather: 73.0 sq. ft.
- B) One fabric or leather for inside back and outside back
 yardage: 4.0 yds. leather: 65.0 sq. ft.

See terms and conditions for contrasting upholstery upcharges.

SCS Indoor Advantage™ Gold certified. See terms and conditions for additional environmental information.

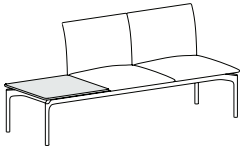
*Weight shown represents shipping weight for wood top. Shipping weight for phenolic top is 163 lbs./74.0 kg.

Seat Height	Arm Height	W	D	H	Fabric	Leather	Weight	Cubes/Qty
17¾"	-	72"	28"	31"	8.5 yds	138.0'	*155 lbs.	68.93/1
451 mm	-	1829 mm	711 mm	787 mm	7.8 m	12.8 sqm	70.3 kg	2.0 cu

COM	COL	1	2	3	4	5	6	7	8	9	10	11
5261	5431	6111	6281	6376	6508	6659	6735	6867	6980	7113	7301	7963

sku	table top material	base finish	wood top finish
	C oak 9 walnut phenolic upcharge \$690 W phenolic - white B phenolic - black	PA polished aluminum standard, OR specify powder coat, upcharge \$250 WH satin white BZ bronze EC ecru SG sage LA latte IG iron grey AL matte aluminum RD black red GR graphite BK matte black	see seating finishes

Pasadena 6TLL



Two-seat armless module with end table
Right side facing
Polished aluminum or powder coat base
Upholstered

End table available in phenolic and all oak and walnut finishes, except for walnut LV8. When specifying light finish the natural characteristics of the wood will be visible and color will vary.

Inside seat depth: 21"

Gangng brackets are sold separately and will ship with the product. See Pasadena accessories page to order brackets.

When using a combination of fabrics or leathers, specify the application by designating the appropriate letter, shown below, on the purchase order. Yardage shown must be used.

- A) One fabric or leather for seat
 yardage: 4.5 yds. leather: 73.0 sq. ft.
- B) One fabric or leather for inside back and outside back
 yardage: 4.0 yds. leather: 65.0 sq. ft.

See terms and conditions for contrasting upholstery upcharges.

SCS Indoor Advantage™ Gold certified. See terms and conditions for additional environmental information.

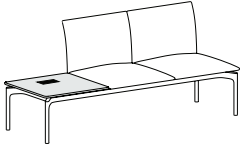
*Weight shown represents shipping weight for wood top. Shipping weight for phenolic top is 162 lbs./73.5 kg.

Seat Height	Arm Height	W	D	H	Fabric	Leather	Weight	Cubes/Qty
17¾"	-	72"	28"	31"	8.5 yds	138.0'	*154 lbs.	68.93'/1
451 mm	-	1829 mm	711 mm	787 mm	7.8 m	12.8 sqm	70.0 kg	2.0 cu.

COM	COL	1	2	3	4	5	6	7	8	9	10	11
4749	4919	5599	5769	5864	5996	6147	6223	6355	6468	6601	6789	7451

sku	table top material	base finish	wood top finish
	C oak 9 walnut phenolic upcharge \$690 W phenolic - white B phenolic - black	PA polished aluminum standard, OR specify powder coat, upcharge \$250 WH satin white BZ bronze EC ecru SG sage LA latte IG iron grey AL matte aluminum RD black red GR graphite BK matte black	see seating finishes

Pasadena 6BLL



Power - black module
Two-seat armless module with end table
Right side facing
Polished aluminum or powder coat base
Upholstered

Inside seat depth: 21"

End table available in phenolic and all oak and walnut finishes, except for walnut LV8. When specifying light finish the natural characteristics of the wood will be visible and color will vary.

Ganging brackets are sold separately and will ship with the product. See Pasadena accessories page to order bracket.

Power: Surface mount power provides (2) 15 amp receptacles and (2) 2 amp USB-C ports, 20 watt.

When using a combination of fabrics or leathers, specify the application by designating the appropriate letter, shown below, on the purchase order. Yardage shown must be used.

- A) One fabric or leather for seat
 yardage: 4.5 yds. leather: 73.0 sq. ft.
- B) One fabric or leather for inside back and outside back
 yardage: 4.0 yds. leather: 65.0 sq. ft.

See terms and conditions for contrasting upholstery upcharges.

SCS Indoor Advantage™ Gold certified. See terms and conditions for additional environmental information.

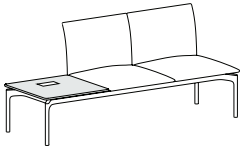
*Weight shown represents shipping weight for wood top. Shipping weight for phenolic top is 163 lbs./74.0 kg.

Seat Height	Arm Height	W	D	H	Fabric	Leather	Weight	Cubes/Qty
17¾"	-	72"	28"	31"	8.5 yds	138.0'	*155 lbs.	68.93/1
451 mm	-	1829 mm	711 mm	787 mm	7.8 m	12.8 sqm	70.3 kg	2.0 cu.

COM	COL	1	2	3	4	5	6	7	8	9	10	11
5261	5431	6111	6281	6376	6508	6659	6735	6867	6980	7113	7301	7963

sku	table top material	base finish	wood top finish
	C oak 9 walnut phenolic upcharge \$690 W phenolic - white B phenolic - black	PA polished aluminum standard, OR specify powder coat, upcharge \$250 WH satin white BZ bronze EC ecru SG sage LA latte IG iron grey AL matte aluminum RD black red GR graphite BK matte black	see seating finishes

Pasadena 6WLL



Power - white module
Two-seat armless module with end table
Right side facing
Polished aluminum or powder coat base
Upholstered

Inside seat depth: 21"

End table available in phenolic and all oak and walnut finishes, except for walnut LV8. When specifying light finish the natural characteristics of the wood will be visible and color will vary.

Ganging brackets are sold separately and will ship with the product. See Pasadena accessories page to order bracket.

Power: Surface mount power provides (2) 15 amp receptacles and (2) 2 amp USB-C ports, 20 watt.

When using a combination of fabrics or leathers, specify the application by designating the appropriate letter, shown below, on the purchase order. Yardage shown must be used.

- A) One fabric or leather for seat
 yardage: 4.5 yds. leather: 73.0 sq. ft.
- B) One fabric or leather for inside back and outside back
 yardage: 4.0 yds. leather: 65.0 sq. ft.

See terms and conditions for contrasting upholstery upcharges.

SCS Indoor Advantage™ Gold certified. See terms and conditions for additional environmental information.

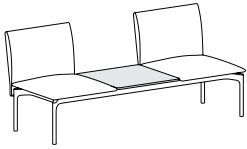
*Weight shown represents shipping weight for wood top. Shipping weight for phenolic top is 163 lbs/74.0 kg.

Seat Height	Arm Height	W	D	H	Fabric	Leather	Weight	Cubes/Qty
17¾"	-	72"	28"	31"	8.5 yds	138.0'	*155 lbs.	68.93/1
451 mm	-	1829 mm	711 mm	787 mm	7.8 m	12.8 sqm	70.3 kg	2.0 cu.

COM	COL	1	2	3	4	5	6	7	8	9	10	11
5261	5431	6111	6281	6376	6508	6659	6735	6867	6980	7113	7301	7963

sku	table top material	base finish	wood top finish
	C oak 9 walnut phenolic upcharge \$690 W phenolic - white B phenolic - black	PA polished aluminum standard, OR specify powder coat, upcharge \$250 WH satin white BZ bronze EC ecru SG sage LA latte IG iron grey AL matte aluminum RD black red GR graphite BK matte black	see seating finishes

Pasadena 6LTL



Two-seat armless module with center table
Polished aluminum or powder coat base
Upholstered

Inside seat depth: 21"

End table available in phenolic and all oak and walnut finishes, except for walnut LV8. When specifying light finish the natural characteristics of the wood will be visible and color will vary.

Ganging brackets are sold separately and will ship with the product. See Pasadena accessories page to order brackets.

When using a combination of fabrics or leathers, specify the application by designating the appropriate letter, shown below, on the purchase order. Yardage shown must be used.

- A) One fabric or leather for seat
yardage: 4.5 yds. leather: 73.0 sq. ft.
- B) One fabric or leather for inside back and outside back
yardage: 4.0 yds. leather: 65.0 sq. ft.

See terms and conditions for contrasting upholstery upcharges.

SCS Indoor Advantage™ Gold certified. See terms and conditions for additional environmental information.


*Weight shown represents shipping weight for wood top. Shipping weight for phenolic top is 162 lbs./73.5 kg.

Seat Height	Arm Height	W	D	H	Fabric	Leather	Weight	Cubes/Qty
17¾"	-	72"	28"	31"	8.5 yds	138.0'	*154 lbs.	68.93'/1
451 mm	-	1829 mm	711 mm	787 mm	7.8 m	12.8 sqm	70.0 kg	2.0 cu.

COM	COL	1	2	3	4	5	6	7	8	9	10	11
4749	4919	5599	5769	5864	5996	6147	6223	6355	6468	6601	6789	7451

sku	table top material	base finish	wood top finish
	C oak 9 walnut phenolic upcharge \$690 W phenolic - white B phenolic - black	PA polished aluminum standard, OR specify powder coat, upcharge \$250 WH satin white BZ bronze EC ecru SG sage LA latte IG iron grey AL matte aluminum RD black red GR graphite BK matte black	see seating finishes

Pasadena 6LBL



Power - black module
Two-seat armless module with center table
Polished aluminum or powder coat base
Upholstered

Center table available in phenolic and all oak and walnut finishes, except for walnut LV8. When specifying light finish the natural characteristics of the wood will be visible and color will vary.

Inside seat depth: 21"

Ganging brackets are sold separately and will ship with the product. See Pasadena accessories page to order bracket.

Power: Surface mount power provides (2) 15 amp receptacles and (2) 2 amp USB-C ports, 20 watt

When using a combination of fabrics or leathers, specify the application by designating the appropriate letter, shown below, on the purchase order. Yardage shown must be used.

- A) One fabric or leather for seat
 yardage: 4.5 yds. leather: 73.0 sq. ft.
- B) One fabric or leather for inside back and outside back
 yardage: 4.0 yds. leather: 65.0 sq. ft.

See terms and conditions for contrasting upholstery upcharges.
 SCS Indoor Advantage™ Gold certified. See terms and conditions for additional environmental information.


*Weight shown represents shipping weight for wood top. Shipping weight for phenolic top is 163 lbs./74.0 kg.

Seat Height	Arm Height	W	D	H	Fabric	Leather	Weight	Cubes/Qty
17¾"	-	72"	28"	31"	8.5 yds	138.0'	155 lbs.	68.93'/1
451 mm	-	1829 mm	711 mm	787 mm	7.8 m	12.8 sqm	70.3 kg	2.0 cu.

COM	COL	1	2	3	4	5	6	7	8	9	10	11
5261	5431	6111	6281	6376	6508	6659	6735	6867	6980	7113	7301	7963

sku	table top material	base finish	wood top finish
	C oak 9 walnut phenolic upcharge \$690 W phenolic - white B phenolic - black	PA polished aluminum standard, OR specify powder coat, upcharge \$250 WH satin white BZ bronze EC ecru SG sage LA latte IG iron grey AL matte aluminum RD black red GR graphite BK matte black	see seating finishes

Pasadena 6LWL



Power - white module
Two-seat armless module with center table
Polished aluminum or powder coat base
Upholstered

Center table available in phenolic and all oak and walnut finishes, except for walnut LV8. When specifying light finish the natural characteristics of the wood will be visible and color will vary.

Inside seat depth: 21"

Ganging brackets are sold separately and will ship with the product. See Pasadena accessories page to order bracket.

Power: Surface mount power provides (2) 15 amp receptacles and (2) 2 amp USB-C ports, 20 watt.

When using a combination of fabrics or leathers, specify the application by designating the appropriate letter, shown below, on the purchase order. Yardage shown must be used.

- A) One fabric or leather for seat
 yardage: 4.5 yds. leather: 73.0 sq. ft.
- B) One fabric or leather for inside back and outside back
 yardage: 4.0 yds. leather: 65.0 sq. ft.

See terms and conditions for contrasting upholstery upcharges.

SCS Indoor Advantage™ Gold certified. See terms and conditions for additional environmental information.

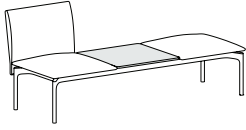
*Weight shown represents shipping weight for wood top. Shipping weight for phenolic top is 163 lbs./74.0 kg.

Seat Height	Arm Height	W	D	H	Fabric	Leather	Weight	Cubes/Qty
17¾"	-	72"	28"	31"	8.5 yds	138.0'	*155 lbs.	68.93'/1
451 mm	-	1829 mm	711 mm	787 mm	7.8 m	12.8 sqm	70.3 kg	2.0 cu.

COM	COL	1	2	3	4	5	6	7	8	9	10	11
5261	5431	6111	6281	6376	6508	6659	6735	6867	6980	7113	7301	7963

sku	table top material	base finish	wood top finish
	C oak 9 walnut phenolic upcharge \$690 W phenolic - white B phenolic - black	PA polished aluminum standard, OR specify powder coat, upcharge \$250 WH satin white BZ bronze EC ecru SG sage LA latte IG iron grey AL matte aluminum RD black red GR graphite BK matte black	see seating finishes

Pasadena 6LTS



Two-seat armless open end module with center table
Left side facing
Polished aluminum or powder coat base
Upholstered

Center table available in phenolic and all oak and walnut finishes, except for walnut LV8. When specifying light finish the natural characteristics of the wood will be visible and color will vary.

Ganging brackets are sold separately and will ship with the product. See Pasadena accessories page to order brackets.

When using a combination of fabrics or leathers, specify the application by designating the appropriate letter, shown below, on the purchase order. Yardage shown must be used.

- A) One fabric or leather for seat
 yardage: 4.5 yds. leather: 73.0 sq. ft.
- B) One fabric or leather for inside back and outside back
 yardage: 2.0 yds. leather: 33.0 sq. ft.

See terms and conditions for contrasting upholstery upcharges.

SCS Indoor Advantage™ Gold certified. See terms and conditions for additional environmental information.

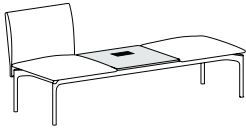
*Weight shown represents shipping weight for wood top. Shipping weight for phenolic top is 147 lbs./67.0 kg.

Seat Height	Arm Height	W	D	H	Fabric	Leather	Weight	Cubes/Qty
17¾"	-	72"	28"	31"	6.5 yds	106.0'	*139 lbs.	68.93/1
451 mm	-	1829 mm	711 mm	787 mm	5.9 m	9.8 sqm	63.0 kg	2.0 cu.

COM	COL	1	2	3	4	5	6	7	8	9	10	11
4088	4218	4738	4868	4941	5042	5157	5215	5316	5403	5504	5648	6154

sku	table top material	base finish	wood top finish
	C oak 9 walnut phenolic upcharge \$690 W phenolic - white B phenolic - black	PA polished aluminum standard, OR specify powder coat, upcharge \$250 WH satin white BZ bronze EC ecru SG sage LA latte IG iron grey AL matte aluminum RD black red GR graphite BK matte black	see seating finishes

Pasadena 6LBS



Power - black module
Two-seat armless open end module with center table
Left side facing
Polished aluminum or powder coat base
Upholstered

Center table available in phenolic and all oak and walnut finishes, except for walnut LV8. When specifying light finish the natural characteristics of the wood will be visible and color will vary.

Inside seat depth: 21"

Ganging brackets are sold separately and will ship with the product. See Pasadena accessories page to order bracket.

Power: Surface mount power provides (2) 15 amp receptacles and (2) 2 amp USB-C ports, 20 watt.

When using a combination of fabrics or leathers, specify the application by designating the appropriate letter, shown below, on the purchase order. Yardage shown must be used.

- A) One fabric or leather for seat
 yardage: 4.5 yds. leather: 73.0 sq. ft.
- B) One fabric or leather for inside back and outside back
 yardage: 2.0 yds. leather: 33.0 sq. ft.

See terms and conditions for contrasting upholstery upcharges.

SCS Indoor Advantage™ Gold certified. See terms and conditions for additional environmental information.

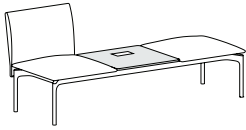
*Weight shown represents shipping weight for wood top. Shipping weight for phenolic top is 148 lbs./67.1 kg.

Seat Height	Arm Height	W	D	H	Fabric	Leather	Weight	Cubes/Qty
17¾"	-	72"	28"	31"	6.5 yds	106.0'	*140 lbs.	68.93/1
451 mm	-	1829 mm	711 mm	787 mm	5.9 m	9.8 sqm	64.0 kg	2.0 cu.

COM	COL	1	2	3	4	5	6	7	8	9	10	11
4599	4729	5249	5379	5452	5553	5668	5726	5827	5914	6015	6159	6665

sku	table top material	base finish	wood top finish
	C oak 9 walnut phenolic upcharge \$690 W phenolic - white B phenolic - black	PA polished aluminum standard, OR specify powder coat, upcharge \$250 WH satin white BZ bronze EC ecru SG sage LA latte IG iron grey AL matte aluminum RD black red GR graphite BK matte black	see seating finishes

Pasadena 6LWS



Power - white module
Two-seat armless open end module with center table
Left side facing
Polished aluminum or powder coat base
Upholstered

Center table available in phenolic and all oak and walnut finishes, except for walnut LV8. When specifying light finish the natural characteristics of the wood will be visible and color will vary.

Inside seat depth: 21"

Ganging brackets are sold separately and will ship with the product. See Pasadena accessories page to order bracket.

Power: Surface mount power provides (2) 15 amp receptacles and (2) 2 amp USB-C ports, 20 watt.

When using a combination of fabrics or leathers, specify the application by designating the appropriate letter, shown below, on the purchase order. Yardage shown must be used.

- A) One fabric or leather for seat
 yardage: 4.5 yds. leather: 73.0 sq. ft.
- B) One fabric or leather for inside back and outside back
 yardage: 2.0 yds. leather: 33.0 sq. ft.

See terms and conditions for contrasting upholstery upcharges.

SCS Indoor Advantage™ Gold certified. See terms and conditions for additional environmental information.

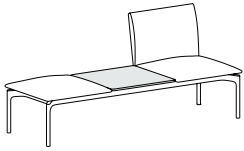
*Weight shown represents shipping weight for wood top. Shipping weight for phenolic top is 148 lbs./67.1 kg.

Seat Height	Arm Height	W	D	H	Fabric	Leather	Weight	Cubes/Qty
17¾"	-	72"	28"	31"	6.5 yds	106.0'	*140 lbs.	68.93/1
451 mm	-	1829 mm	711 mm	787 mm	5.9 m	9.8 sqm	64.0 kg	2.0 cu.

COM	COL	1	2	3	4	5	6	7	8	9	10	11
4599	4729	5249	5379	5452	5553	5668	5726	5827	5914	6015	6159	6665

sku	table top material	base finish	wood top finish
	C oak 9 walnut phenolic upcharge \$690 W phenolic - white B phenolic - black	PA polished aluminum standard, OR specify powder coat, upcharge \$250 WH satin white BZ bronze EC ecru SG sage LA latte IG iron grey AL matte aluminum RD black red GR graphite BK matte black	see seating finishes

Pasadena 6STL



Two-seat armless open end module with center table
Right side facing
Polished aluminum or powder coat base
Upholstered

Center table available in phenolic and all oak and walnut finishes, except for walnut LV8. When specifying light finish the natural characteristics of the wood will be visible and color will vary.

Inside seat depth: 21"

Ganging brackets are sold separately and will ship with the product. See Pasadena accessories page to order brackets.

When using a combination of fabrics or leathers, specify the application by designating the appropriate letter, shown below, on the purchase order. Yardage shown must be used.

- A) One fabric or leather for seat
 yardage: 4.5 yds. leather: 73.0 sq. ft.
- B) One fabric or leather for inside back and outside back
 yardage: 2.0 yds. leather: 33.0 sq. ft.

See terms and conditions for contrasting upholstery upcharges.

SCS Indoor Advantage™ Gold certified. See terms and conditions for additional environmental information.

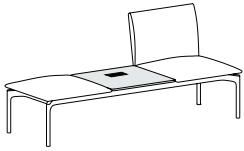
*Weight shown represents shipping weight for wood top. Shipping weight for phenolic top is 147 lbs./67.0 kg.

Seat Height	Arm Height	W	D	H	Fabric	Leather	Weight	Cubes/Qty
17¾"	-	72"	28"	31"	6.5 yds	106.0'	*139 lbs.	68.93'/1
451 mm	-	1829 mm	711 mm	787 mm	5.9 m	9.8 sqm	63.0 kg	2.0 cu.

COM	COL	1	2	3	4	5	6	7	8	9	10	11
4088	4218	4738	4868	4941	5042	5157	5215	5316	5403	5504	5648	6154

sku	table top material	base finish	wood top finish
	C oak 9 walnut phenolic upcharge \$690 W phenolic - white B phenolic - black	PA polished aluminum standard, OR specify powder coat, upcharge \$250 WH satin white BZ bronze EC ecru SG sage LA latte IG iron grey AL matte aluminum RD black red GR graphite BK matte black	see seating finishes

Pasadena 6SBL



Power - black module
Two-seat armless open end module with center table
Right side facing
Polished aluminum or powder coat base
Upholstered

Center table available in phenolic and all oak and walnut finishes, except for walnut LV8. When specifying light finish the natural characteristics of the wood will be visible and color will vary.

Inside seat depth: 21"

Ganging brackets are sold separately and will ship with the product. See Pasadena accessories page to order bracket.

Power: Surface mount power provides (2) 15 amp receptacles and (2) 2 amp USB-C ports, 20 watt.

When using a combination of fabrics or leathers, specify the application by designating the appropriate letter, shown below, on the purchase order. Yardage shown must be used.

- A) One fabric or leather for seat
 yardage: 4.5 yds. leather: 73.0 sq. ft.
- B) One fabric or leather for inside back and outside back
 yardage: 2.0 yds. leather: 33.0 sq. ft.

See terms and conditions for contrasting upholstery upcharges.

SCS Indoor Advantage™ Gold certified. See terms and conditions for additional environmental information.

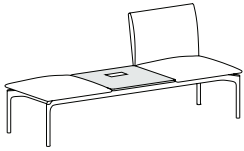
*Weight shown represents shipping weight for wood top. Shipping weight for phenolic top is 148 lbs./67.1 kg.

Seat Height	Arm Height	W	D	H	Fabric	Leather	Weight	Cubes/Qty
17¾"	-	72"	28"	31"	6.5 yds	106.0'	*140 lbs.	68.93'/1
451 mm	-	1829 mm	711 mm	787 mm	5.9 m	9.8 sqm	64.0 kg	2.0 cu.

COM	COL	1	2	3	4	5	6	7	8	9	10	11
4599	4729	5249	5379	5452	5553	5668	5726	5827	5914	6015	6159	6665

sku	table top material	base finish	wood top finish
	C oak 9 walnut phenolic upcharge \$690 W phenolic - white B phenolic - black	PA polished aluminum standard, OR specify powder coat, upcharge \$250 WH satin white BZ bronze EC ecru SG sage LA latte IG iron grey AL matte aluminum RD black red GR graphite BK matte black	see seating finishes

Pasadena 6SWL



Power - white module
Two-seat armless open end module with center table
Right side facing
Polished aluminum or powder coat base
Upholstered

Center table available in phenolic and all oak and walnut finishes, except for Walnut LV8. When specifying light finish the natural characteristics of the wood will be visible and color will vary.

Inside seat depth: 21"

Ganging brackets are sold separately and will ship with the product. See Pasadena accessories page to order bracket.

Power: Surface mount power provides (2) 15 amp receptacles and (2) 2 amp USB-C ports, 20 watt.

When using a combination of fabrics or leathers, specify the application by designating the appropriate letter, shown below, on the purchase order. Yardage shown must be used.

- A) One fabric or leather for seat
 yardage: 4.5 yds. leather: 73.0 sq. ft.
- B) One fabric or leather for inside back and outside back
 yardage: 2.0 yds. leather: 33.0 sq. ft.

See terms and conditions for contrasting upholstery upcharges.

SCS Indoor Advantage™ Gold certified. See terms and conditions for additional environmental information.

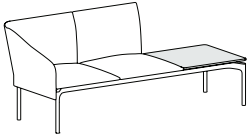
*Weight shown represents shipping weight for wood top. Shipping weight for phenolic top is 148 lbs./67.1 kg.

Seat Height	Arm Height	W	D	H	Fabric	Leather	Weight	Cubes/Qty
17¾"	-	72"	28"	31"	6.5 yds	106.0'	*140 lbs.	68.93'/1
451 mm	-	1829 mm	711 mm	787 mm	5.9 m	9.8 sqm	64.0 kg	2.0 cu.

COM	COL	1	2	3	4	5	6	7	8	9	10	11
4599	4729	5249	5379	5452	5553	5668	5726	5827	5914	6015	6159	6665

sku	table top material	base finish	wood top finish
	C oak 9 walnut phenolic upcharge \$690 W phenolic - white B phenolic - black	PA polished aluminum standard, OR specify powder coat, upcharge \$250 WH satin white BZ bronze EC ecru SG sage LA latte IG iron grey AL matte aluminum RD black red GR graphite BK matte black	see seating finishes

Pasadena 6ALT



Two-seat module with end table
Left side facing
Polished aluminum or powder coat base
Upholstered

End table available in phenolic and all oak and walnut finishes, except for walnut LV8. the natural characteristics of the wood will be visible and color will vary.

Inside seat depth: 21"

Ganging brackets are sold separately and will ship with the product. See Pasadena accessories page to order brackets.

When using a combination of fabrics or leathers, specify the application by designating the appropriate letter, shown below, on the purchase order. Yardage shown must be used.

- A) One fabric or leather for seat
 yardage: 6.0 yds. leather: 65.0 sq. ft.
- B) One fabric or leather for inside back and outside back
 yardage: 5.5 yds. leather: 90.0 sq. ft.

See terms and conditions for contrasting upholstery upcharges.

SCS Indoor Advantage™ Gold certified. See terms and conditions for additional environmental information.

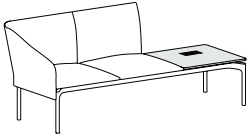
*Weight shown represents shipping weight for wood top. Shipping weight for phenolic top is 164 lbs./74.3 kg.

Seat Height	Arm Height	W	D	H	Fabric	Leather	Weight	Cubes/Qty
17¾"	27½"	75½"	28"	31"	9.5 yds	154.0'	*156 lbs.	68.93'/1
451 mm	699 mm	1918 mm	711 mm	787 mm	8.7 m	14.3 sqm	71.0 kg.	2.0 cu.

COM	COL	1	2	3	4	5	6	7	8	9	10	11
5072	5262	6022	6212	6318	6466	6635	6719	6867	6994	7141	7352	8091

sku	table top material	base finish	wood top finish
	C oak 9 walnut phenolic upcharge \$690 W phenolic - white B phenolic - black	PA polished aluminum standard, OR specify powder coat, upcharge \$250 WH satin white BZ bronze EC ecru SG sage LA latte IG iron grey AL matte aluminum RD black red GR graphite BK matte black	see seating finishes

Pasadena 6ALB



Power - black module
Two-seat module with end table
Left side facing
Polished aluminum or powder coat base
Upholstered

End table available in phenolic and all oak and walnut finishes, except for walnut LV8. When specifying light finish the natural characteristics of the wood will be visible and color will vary.

Inside seat depth: 21"

Ganging brackets are sold separately and will ship with the product. See Pasadena accessories page to order bracket.

Power: Surface mount power provides (2) 15 amp receptacles and (2) 2 amp USB-C ports, 20 watt.

When using a combination of fabrics or leathers, specify the application by designating the appropriate letter, shown below, on the purchase order. Yardage shown must be used.

- A) One fabric or leather for seat
 yardage: 6.0 yds. leather: 65.0 sq. ft.
- B) One fabric or leather for inside back and outside back
 yardage: 5.5 yds. leather: 90.0 sq. ft.

See terms and conditions for contrasting upholstery upcharges.

SCS Indoor Advantage™ Gold certified. See terms and conditions for additional environmental information.

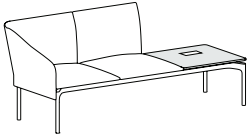
*Weight shown represents shipping weight for wood top. Shipping weight for phenolic top is 165 lbs./75.0 kg.

Seat Height	Arm Height	W	D	H	Fabric	Leather	Weight	Cubes/Qty
17¾"	27½"	75½"	28"	31"	9.5 yds	154.0'	*157 lbs.	68.93/1
451 mm	699 mm	1918 mm	711 mm	787 mm	8.7 m	14.3 sqm	71.2 kg	2.0 cu.

COM	COL	1	2	3	4	5	6	7	8	9	10	11
5584	5774	6534	6724	6830	6978	7147	7231	7379	7506	7653	7864	8603

sku	table top material	base finish	wood top finish
	C oak 9 walnut phenolic upcharge \$690 W phenolic - white B phenolic - black	PA polished aluminum standard, OR specify powder coat, upcharge \$250 WH satin white BZ bronze EC ecru SG sage LA latte IG iron grey AL matte aluminum RD black red GR graphite BK matte black	see seating finishes

Pasadena 6ALW



Power - white module
Two-seat module with end table
Left side facing
Polished aluminum or powder coat base
Upholstered

End table available in phenolic and all oak and walnut finishes, except for walnut LV8. When specifying light finish the natural characteristics of the wood will be visible and color will vary.

Inside seat depth: 21"

Ganging brackets are sold separately and will ship with the product. See Pasadena accessories page to order bracket.

Power: Surface mount power provides (2) 15 amp receptacles and (2) 2 amp USB-C ports, 20 watt.

When using a combination of fabrics or leathers, specify the application by designating the appropriate letter, shown below, on the purchase order. Yardage shown must be used.

- A) One fabric or leather for seat
 yardage: 6.0 yds. leather: 65.0 sq. ft.
- B) One fabric or leather for inside back and outside back
 yardage: 5.5 yds. leather: 90.0 sq. ft.

See terms and conditions for contrasting upholstery upcharges.

SCS Indoor Advantage™ Gold certified. See terms and conditions for additional environmental information.

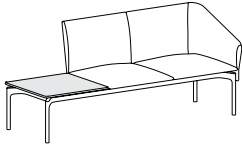
*Weight shown represents shipping weight for wood top. Shipping weight for phenolic top is 165 lbs./75.0 kg.

Seat Height	Arm Height	W	D	H	Fabric	Leather	Weight	Cubes/Qty
17¾"	27½"	75½"	28"	31"	9.5 yds	154.0'	*157 lbs.	68.93/1
451 mm	699 mm	1918 mm	711 mm	787 mm	8.7 m	14.3 sqm	71.2 kg	2.0 cu.

COM	COL	1	2	3	4	5	6	7	8	9	10	11
5584	5774	6534	6724	6830	6978	7147	7231	7379	7506	7653	7864	8603

sku	table top material	base finish	wood top finish
	C oak 9 walnut phenolic upcharge \$690 W phenolic - white B phenolic - black	PA polished aluminum standard, OR specify powder coat, upcharge \$250 WH satin white BZ bronze EC ecru SG sage LA latte IG iron grey AL matte aluminum RD black red GR graphite BK matte black	see seating finishes

Pasadena 6TLA



Two-seat module with end table
Right side facing
Polished aluminum or powder coat base
Upholstered

End table available in phenolic and all oak and walnut finishes, except for walnut LV8. When specifying light finish the natural characteristics of the wood will be visible and color will vary.

Inside seat depth: 21"

Ganging brackets are sold separately and will ship with the product. See Pasadena accessories page to order brackets.

When using a combination of fabrics or leathers, specify the application by designating the appropriate letter, shown below, on the purchase order. Yardage shown must be used.

- A) One fabric or leather for seat
 yardage: 6.0 yds. leather: 65.0 sq. ft.
- B) One fabric or leather for inside back and outside back
 yardage: 5.5 yds. leather: 90.0 sq. ft.

See terms and conditions for contrasting upholstery upcharges.

SCS Indoor Advantage™ Gold certified. See terms and conditions for additional environmental information.

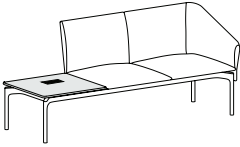
*Weight shown represents shipping weight for wood top. Shipping weight for phenolic top is 164 lbs./74.3 kg.

Seat Height	Arm Height	W	D	H	Fabric	Leather	Weight	Cubes/Qty
17¾"	27½"	75½"	28"	31"	9.5 yds	154.0'	*156 lbs.	68.93'/1
451 mm	699 mm	1918 mm	711 mm	787 mm	8.7 m	14.3 sqm	71.0 kg	2.0 cu.

COM	COL	1	2	3	4	5	6	7	8	9	10	11
5072	5262	6022	6212	6318	6466	6635	6719	6867	6994	7141	7352	8091

sku	table top material	base finish	wood top finish
	C oak 9 walnut phenolic upcharge \$690 W phenolic - white B phenolic - black	PA polished aluminum standard, OR specify powder coat, upcharge \$250 WH satin white BZ bronze EC ecru SG sage LA latte IG iron grey AL matte aluminum RD black red GR graphite BK matte black	see seating finishes

Pasadena 6BLA



Power - black module
Two-seat module with end table
Right side facing
Polished aluminum or powder coat base
Upholstered

End table available in phenolic and all oak and walnut finishes, except for walnut LV8. When specifying light finish the natural characteristics of the wood will be visible and color will vary.

Inside seat depth: 21"

Ganging brackets are sold separately and will ship with the product. See Pasadena accessories page to order bracket.

Power: Surface mount power provides (2) 15 amp receptacles and (2) 2 amp USB-C ports, 20 watt.

When using a combination of fabrics or leathers, specify the application by designating the appropriate letter, shown below, on the purchase order. Yardage shown must be used.

- A) One fabric or leather for seat
 yardage: 6.0 yds. leather: 65.0 sq. ft.
- B) One fabric or leather for inside back and outside back
 yardage: 5.5 yds. leather: 90.0 sq. ft.

See terms and conditions for contrasting upholstery upcharges.

SCS Indoor Advantage™ Gold certified. See terms and conditions for additional environmental information.

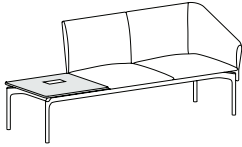
*Weight shown represents shipping weight for wood top. Shipping weight for phenolic top is 165 lbs./75.0 kg.

Seat Height	Arm Height	W	D	H	Fabric	Leather	Weight	Cubes/Qty
17¾"	27½"	75½"	28"	31"	9.5 yds	154.0'	*157 lbs.	68.93/1
451 mm	699 mm	1918 mm	711 mm	787 mm	8.7 m	14.3 sqm	71.2 kg	2.0 cu.

COM	COL	1	2	3	4	5	6	7	8	9	10	11
5584	5774	6534	6724	6830	6978	7147	7231	7379	7506	7653	7864	8603

sku	table top material	base finish	wood top finish
	C oak 9 walnut phenolic upcharge \$690 W phenolic - white B phenolic - black	PA polished aluminum standard, OR specify powder coat, upcharge \$250 WH satin white BZ bronze EC ecru SG sage LA latte IG iron grey AL matte aluminum RD black red GR graphite BK matte black	see seating finishes

Pasadena 6WLA



Power - white module
Two-seat module with end table
Right side facing
Polished aluminum or powder coat base
Upholstered

End table available in phenolic and all oak and walnut finishes, except for walnut LV8. When specifying light finish the natural characteristics of the wood will be visible and color will vary.

Ganging brackets are sold separately and will ship with the product. See Pasadena accessories page to order bracket.

Power: Surface mount power provides (2) 15 amp receptacles and (2) 2 amp USB-C ports, 20 watt.

When using a combination of fabrics or leathers, specify the application by designating the appropriate letter, shown below, on the purchase order. Yardage shown must be used.

- A) One fabric or leather for seat
 yardage: 6.0 yds. leather: 65.0 sq. ft.
- B) One fabric or leather for inside back and outside back
 yardage: 5.5 yds. leather: 90.0 sq. ft.

See terms and conditions for contrasting upholstery upcharges.

SCS Indoor Advantage™ Gold certified. See terms and conditions for additional environmental information.

*Weight shown represents shipping weight for wood top. Shipping weight for phenolic top is 165 lbs./75.0 kg.

Seat Height	Arm Height	W	D	H	Fabric	Leather	Weight	Cubes/Qty
17¾"	27½"	75½"	28"	31"	9.5 yds	154.0'	*157 lbs.	68.93'/1
451 mm	699 mm	1918 mm	711 mm	787 mm	8.7 m	14.3 sqm	71.2 kg	2.0 cu.

COM	COL	1	2	3	4	5	6	7	8	9	10	11
5584	5774	6534	6724	6830	6978	7147	7231	7379	7506	7653	7864	8603

sku	table top material	base finish	wood top finish
	C oak 9 walnut phenolic upcharge \$690 W phenolic - white B phenolic - black	PA polished aluminum standard, OR specify powder coat, upcharge \$250 WH satin white BZ bronze EC ecru SG sage LA latte IG iron grey AL matte aluminum RD black red GR graphite BK matte black	see seating finishes
_____	_____	_____	_____

Pasadena 6KXX



Corner table

Corner table available in phenolic and all oak and walnut finishes, except for walnut LV8. When specifying light finish the natural characteristics of the wood will be visible and color will vary.

The corner table is not freestanding and requires two ganging brackets. Ganging brackets are sold separately and will ship with the product. See Pasadena accessories page to order brackets.

SCS Indoor Advantage™ Gold and LEVEL® 2 certified. See terms and conditions for additional environmental information.

*Weight shown represents shipping weight for wood top. Shipping weight for phenolic top is 65 lbs./29.4 kg.

Seat Height	Arm Height	W	D	H	Fabric	Leather	Weight	Cubes/Qty
17¾"	-	24"	24"	17¾"	-	-	*57 lbs.	16.06/1
451 mm	-	610 mm	610 mm	451 mm	-	-	26.0 kg	

List Price
2278

Pasadena 6KBX



**Power - black module
Corner table**

Corner table available in phenolic and all oak and walnut finishes, except for walnut LV8. When specifying light finish the natural characteristics of the wood will be visible and color will vary.

The corner table is not freestanding and requires two ganging brackets. Ganging brackets are sold separately and will ship with the product. See Pasadena accessories page to order bracket.

Power: Surface mount power provides (2) 15 amp receptacles and (2) 2 amp USB-C ports, 20 watt.

SCS Indoor Advantage™ Gold and LEVEL® 2 certified. See terms and conditions for additional environmental information.

*Weight shown represents shipping weight for wood top. Shipping weight for phenolic top is 66 lbs./30.0 kg.

Seat Height	Arm Height	W	D	H	Fabric	Leather	Weight	Cubes/Qty
17¾"	-	24"	24"	17¾"	-	-	*58 lbs.	16.06/1
451 mm	-	610 mm	610 mm	451 mm	-	-	26.3 kg	.45 cu.

List Price
2790

sku	table top material	base finish	wood top finish
	C oak 9 walnut phenolic upcharge \$690 W phenolic - white B phenolic - black	PA polished aluminum standard, OR specify powder coat, upcharge \$250 WH satin white EC ecru LA latte AL matte aluminum GR graphite BZ bronze SG sage IG iron grey RD black red BK matte black	see seating finishes

Pasadena 6KWX



**Power - white module
Corner table**

Corner table available in phenolic and all oak and walnut finishes, except for walnut LV8. When specifying light finish the natural characteristics of the wood will be visible and color will vary.

The corner table is not freestanding and requires two ganging brackets. Ganging brackets are sold separately and will ship with the product. See Pasadena accessories page to order bracket.

Power: Surface mount power provides (2) 15 amp receptacles and (2) 2 amp USB-C ports, 20 watt.


SCS Indoor Advantage™ Gold and LEVEL® 2 certified. See terms and conditions for additional environmental information.

*Weight shown represents shipping weight for wood top. Shipping weight for phenolic top is 66 lbs./30.0 kg.

Seat Height	Arm Height	W	D	H	Fabric	Leather	Weight	Cubes/Qty
17¾"	-	24"	24"	17¾"	-	-	*58 lbs.	16.06/1
451 mm	-	610 mm	610 mm	451 mm	-	-	26.3 kg.	.45 cu.

List Price
2790

sku	table top material	base finish	wood top finish
	C oak 9 walnut phenolic upcharge \$690 W phenolic - white B phenolic - black	PA polished aluminum standard, OR specify powder coat, upcharge \$250 WH satin white BZ bronze EC ecru SG sage LA latte IG iron grey AL matte aluminum RD black red GR graphite BK matte black	see seating finishes

	description	sku	w	d	h	price
	<p>ganging bracket - grey Order one ganging bracket per point of connection of modular units. Ganging brackets are sold separately and will ship with product.</p>	6K111	14½	9	2½	\$ 119

sku

6	K	1	1	1
---	---	---	---	---



sunset lounge modular seating collection

Sunset Seating System Specification Guide

Standard Features



The Sunset lounge collection is fully upholstered and features 9 freestanding skus and 8 connecting modules. Modules can be used interchangeably to create an unlimited number of configurations.


All necessary ganging brackets are included and installed.

Sunset features a black 1½" maple plinth base with adjustable non-marring glides.

All COM/COL fabrics must be preapproved by Bernhardt Design prior to application. When ordering multi-item configurations, please provide the total COM yardage from the same dye lot in a continuous roll(s).

SCS Indoor Advantage™ Gold and LEVEL® 2 certified. See terms and conditions for additional environmental information.

Please visit BernhardtDesign.com for a complete library of 2D, 3D and Revit models. You may also contact your local sales representative or the Bernhardt Design corporate office for specification assistance.



Side view of sku 5743

1" Diameter Non-Marring Adjustable Nylon Glides

Sunset Seating System Product Overview

The Sunset product overview below shows examples of the different modules that are available within the lounge modular collection. Freestanding and connecting modules are available with and without arms.

Connecting Modules are connected by a ganging bracket. Ganging brackets will come installed on sku's ending in G.



Freestanding Options



Chair
5740

Freestanding and Connecting Module Options



Right Side Facing Arm
5742 Freestanding
5742G Connecting Module



Left Side Facing Arm
5743 Freestanding
5743G Connecting Module



46" Long Center Connecting
5744 Freestanding
5744G Connecting Module



36" Long Center Connecting
5745 Freestanding
5745G Connecting Module



Right Side Facing Open End
5746 Freestanding
5746G Connecting Module



Left Side Facing Open End
5747 Freestanding
5747G Connecting Module



90° Corner Seat
5748G Connecting Module




45° Corner Seat
5749G Connecting Module

Sunset Seating System Sample Configurations

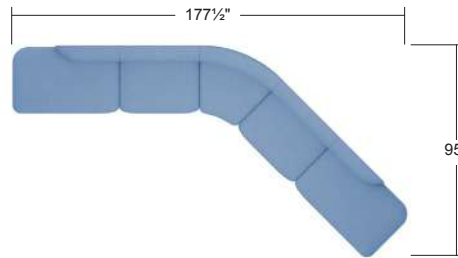
SKU Description

1



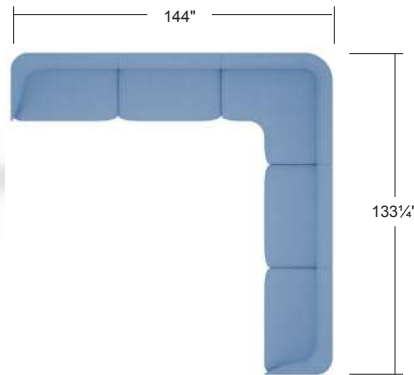
- 5743G** Left Side Facing Arm
- 5744G** 46" Single Unit
- 5742G** Right Side Facing Arm

2



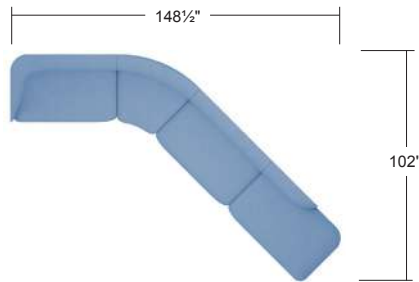
- 5747G** Left Side Facing Open End
- 5745G** 36" Single Unit
- 5749G** 45° Corner Connector
- 5745G** 36" Single Unit
- 5746G** Right Side Facing Open End

3



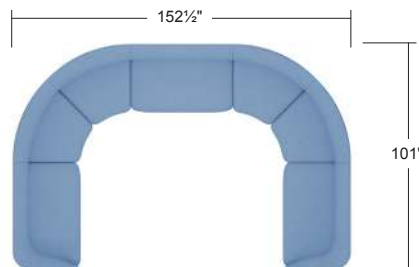
- 5743G** Left Side Facing Arm
- 5744G** 46" Single Unit
- 5748G** 90° Corner Connector
- 5744G** 46" Single Unit
- 5742G** Right Side Facing Arm

4



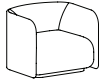
- 5743G** Left Side Facing Arm
- 5749G** 45° Corner Connector
- 5744G** 46" Single Unit
- 5746G** Right Side Facing Open End

5



- 5743G** Left Side Facing Arm
- 5749G** 45° Corner Connector
- 5749G** 45° Corner Connector
- 5744G** 46" Single Unit
- 5749G** 45° Corner Connector
- 5749G** 45° Corner Connector
- 5742G** Right Side Facing Arm

Sunset 5740



**Chair - Freestanding
Fully upholstered**

1½" maple plinth base available only in black finish
Adjustable non-marring glides

Inside seat width: 21½", Inside seat depth: 23½"

When using a combination of fabrics or leathers, specify the application by designating the appropriate letter, shown below, on the purchase order. Yardage shown must be used.

- A) One fabric or leather for seat
yardage: 2.25 yds. leather: 36.5 sq. ft.
- B) One fabric or leather for inside back and outside back
yardage: 4.75 yds. leather: 77.0 sq. ft.

See terms and conditions for contrasting upholstery upcharges.

SCS Indoor Advantage™ Gold and LEVEL® 2 certified. See terms and conditions for additional environmental information.

Seat Height	Arm Height	W	D	H	Fabric	Leather	Weight	Cubes/Qty
17"	-	34½"	31¼"	28"	7.0 yds.	113'	113 lbs	32.10/1
432 mm	-	879 mm	775 mm	794 mm	6.4 m	10.5 sqm	51.3 kg	.91 cu

COM	COL	1	2	3	4	5	6	7	8	9	10	11
2700	2840	3400	3540	3618	3727	3852	3914	4023	4116	4225	4380	4925

Sunset 5742



**Two-seat freestanding or module
Right side facing
Fully Upholstered**

1½" maple plinth base available only in black finish
Adjustable non-marring glides
All necessary ganging brackets for modules are included and pre-installed (Specify G below)

Inside seat width: 41¼", Inside seat depth: 23¼"

When using a combination of fabrics or leathers, specify the application by designating the appropriate letter, shown below, on the purchase order. Yardage shown must be used.

- A) One fabric or leather for seat
yardage: 3.0 yds. leather: 49.0 sq. ft.
- B) One fabric or leather for inside back and outside back
yardage: 3.75 yds. leather: 61.0 sq. ft.

See terms and conditions for contrasting upholstery upcharges.

SCS Indoor Advantage™ Gold and LEVEL® 2 certified. See terms and conditions for additional environmental information.

Seat Height	Arm Height	W	D	H	Fabric	Leather	Weight	Cubes/Qty
17"	-	48"	30½"	28"	6.75 yds	109.0'	126 lbs	37.87/1
433 mm	-	1219 mm	775 mm	711 mm	6.2 m	10.1 sqm	51.2 kg	1.07 cu

COM	COL	1	2	3	4	5	6	7	8	9	10	11
2400	2535	3075	3210	3285	3390	3510	3570	3675	3765	3870	4020	4545

sku

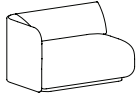
5	7	4	2									

freestanding or module

freestanding standard, OR
specify for module, upcharge \$100
G ganging

--

Sunset 5743



Two-seat freestanding or module
Left side facing
Fully Upholstered

1½" maple plinth base available only in black finish
Adjustable non-marring glides
All necessary ganging brackets for modules are included and pre-installed (Specify G below)

Inside seat width: 41¼", Inside seat depth: 23¼"

When using a combination of fabrics or leathers, specify the application by designating the appropriate letter, shown below, on the purchase order. Yardage shown must be used.

- A) One fabric or leather for seat
3.0 yardage: yds. leather: 49.0 sq. ft.
- B) One fabric or leather for inside back and outside back
yardage: 3.75 yds. leather: 61.0 sq. ft.

See terms and conditions for contrasting upholstery upcharges.

SCS Indoor Advantage™ Gold and LEVEL® 2 certified. See terms and conditions for additional environmental information.

Seat Height	Arm Height	W	D	H	Fabric	Leather	Weight	Cubes/Qty
17"	-	48"	30½"	28"	6.75 yds	109.0'	126 lbs	37.87/1
434 mm	-	1219 mm	775 mm	711 mm	6.2 m	10.1 sqm	51.2 kg	1.07 cu

COM	COL	1	2	3	4	5	6	7	8	9	10	11
2400	2535	3075	3210	3285	3390	3510	3570	3675	3765	3870	4020	4545

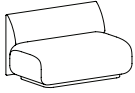
sku

5	7	4	3
---	---	---	---

freestanding or module

freestanding standard, OR
specify for module, upcharge \$100
G ganging

Sunset 5744



**46" w armless freestanding or module
Fully Upholstered**

1½" maple plinth base available only in black finish
Adjustable non-marring glides
All necessary ganging brackets for modules are included and pre-installed (Specify G below)

Inside seat width: 46", Inside seat depth: 23¼"

When using a combination of fabrics or leathers, specify the application by designating the appropriate letter, shown below, on the purchase order. Yardage shown must be used.

- A) One fabric or leather for seat
yardage: 3.0 yds. leather: 49.0 sq. ft.
- B) One fabric or leather for inside back and outside back
yardage: 2.75 yds. leather: 45.0 sq. ft.

See terms and conditions for contrasting upholstery upcharges.

SCS Indoor Advantage™ Gold and LEVEL® 2 certified. See terms and conditions for additional environmental information.

Seat Height	Arm Height	W	D	H	Fabric	Leather	Weight	Cubes/Qty
17"	-	46"	30½"	28"	5.25 yds.	85.0'	113 lbs	37.87/1
437 mm	-	1168 mm	775 mm	711 mm	4.8 m	7.9 sqm	51.3 kg	1.07 cu

COM	COL	1	2	3	4	5	6	7	8	9	10	11
2000	2105	2525	2630	2689	2770	2864	2910	2992	3062	3144	3260	3669

sku

5	7	4	4									

freestanding or module

freestanding standard, OR
specify for module, upcharge \$100
G ganging

--

Sunset 5745



**36"w armless freestanding or module
Fully Upholstered**

1½" maple plinth base available only in black finish
Adjustable non-marring glides
All necessary ganging brackets for modules are included and pre-installed (Specify G below)

Inside seat width: 36", Inside seat depth: 23¼"

When using a combination of fabrics or leathers, specify the application by designating the appropriate letter, shown below, on the purchase order. Yardage shown must be used.

- A) One fabric or leather for seat
yardage: 2.75 yds. leather: 45.0 sq. ft.
- B) One fabric or leather for inside back and outside back
yardage: 2.5 yds. leather: 40.5 sq. ft.

See terms and conditions for contrasting upholstery upcharges.

SCS Indoor Advantage™ Gold and LEVEL® 2 certified. See terms and conditions for additional environmental information.

Seat Height	Arm Height	W	D	H	Fabric	Leather	Weight	Cubes/Qty
17"	-	36"	30½"	28"	5.25 yds.	85.0'	95 lbs	32.10'/1
438 mm	-	914 mm	774 mm	711 mm	4.8 m	7.9 sqm	43.1 kg	.91 cu

COM	COL	1	2	3	4	5	6	7	8	9	10	11
1800	1905	2325	2430	2489	2570	2664	2710	2792	2862	2944	3060	3469

sku

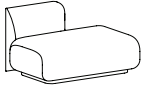
5	7	4	5	

freestanding or module

freestanding standard, OR
specify for module, upcharge \$100
G ganging

--

Sunset 5746



Two-seat freestanding or module
Right side facing open end
Fully Upholstered

1½" maple plinth base available only in black finish
Adjustable non-marring glides
All necessary ganging brackets for modules are included and pre-installed (Specify G below)

Inside seat width: 48", Inside seat depth: 23¼"

When using a combination of fabrics or leathers, specify the application by designating the appropriate letter, shown below, on the purchase order. Yardage shown must be used.

- A) One fabric or leather for seat
yardage: 3.75 yds. leather: 61.0 sq. ft.
- B) One fabric or leather for inside back and outside back
yardage: 2.0 yds. leather: 32.4 sq. ft.

See terms and conditions for contrasting upholstery upcharges.

SCS Indoor Advantage™ Gold and LEVEL® 2 certified. See terms and conditions for additional environmental information.

Seat Height	Arm Height	W	D	H	Fabric	Leather	Weight	Cubes/Qty
17"	-	48"	30½"	28"	5.75 yds.	93.2'	103 lbs	37.87/1
435 mm	-	1219 mm	775 mm	711 mm	5.3 m	8.7 sqm	47.0 kg	1.07 cu

COM	COL	1	2	3	4	5	6	7	8	9	10	11
2400	2515	2975	3090	3154	3244	3346	3397	3487	3563	3653	3780	4228

sku

freestanding or module

5	7	4	6									

freestanding standard, OR
specify for module, upcharge \$100
G ganging

Sunset 5747



**Two-seat freestanding or module
Left side facing open end
Fully Upholstered**

1½" maple plinth base available only in black finish
Adjustable non-marring glides
All necessary ganging brackets for modules are included and pre-installed (Specify G below)

Inside seat width: 48", Inside seat depth: 23¼"

When using a combination of fabrics or leathers, specify the application by designating the appropriate letter, shown below, on the purchase order. Yardage shown must be used.

- A) One fabric or leather for seat
yardage: 3.75 yds. leather: 61.0 sq. ft.
- B) One fabric or leather for inside back and outside back
yardage: 2.0 yds. leather: 32.4 sq. ft.

See terms and conditions for contrasting upholstery upcharges.

SCS Indoor Advantage™ Gold and LEVEL® 2 certified. See terms and conditions for additional environmental information.

Seat Height	Arm Height	W	D	H	Fabric	Leather	Weight	Cubes/Qty
17"	-	48"	30½"	28"	5.75 yds.	93.2'	103 lbs	37.87/1
436 mm	-	1219 mm	775 mm	711 mm	5.3 m	8.7 sqm	47.0 kg	1.07 cu

COM	COL	1	2	3	4	5	6	7	8	9	10	11
2400	2515	2975	3090	3154	3244	3346	3397	3487	3563	3653	3780	4228

sku

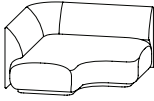
5	7	4	7
---	---	---	---

freestanding or module

freestanding standard, OR
specify for module, upcharge \$100
G ganging

--

Sunset 5748G



**90° corner connector module
Fully upholstered**

1½" maple plinth base, available only in black finish
Adjustable non-marring glides
All necessary ganging brackets for modules are included and pre-installed

Inside seat depth: 23½"

When using a combination of fabrics or leathers, specify the application by designating the appropriate letter, shown below, on the purchase order. Yardage shown must be used.

- A) One fabric or leather for seat
yardage: 5.0 yds. leather: 81.0 sq. ft.
- B) One fabric or leather for inside back and outside back
yardage: 4.25 yds. leather: 36.5 sq. ft.

See terms and conditions for contrasting upholstery upcharges.

SCS Indoor Advantage™ Gold and LEVEL® 2 certified. See terms and conditions for additional environmental information.

Seat Height	Arm Height	W	D	H	Fabric	Leather	Weight	Cubes/Qty
17"	-	50"	50"	28"	9.0 yds.	145.8'	177 lbs	57.92'/1
440 mm	-	1270 mm	1270 mm	711 mm	8.2 m	13.5 sqm	80.3 kg	1.64 cu

COM	COL	1	2	3	4	5	6	7	8	9	10	11
3600	3780	4500	4680	4780	4920	5080	5160	5300	5420	5560	5760	6460

Sunset 5749G



**Curved 45° connector module
Fully upholstered**

1½" maple plinth base, available only in black finish
Adjustable non-marring glides
All necessary ganging brackets for modules are included and pre-installed

Inside seat depth: 23¼"

When using a combination of fabrics or leathers, specify the application by designating the appropriate letter, shown below, on the purchase order. Yardage shown must be used.

- A) One fabric or leather for seat
yardage: 3.0 yds. leather: 49.0 sq. ft.
- B) One fabric or leather for inside back and outside back
yardage: 2.25 yds. leather: 36.5 sq. ft.

See terms and conditions for contrasting upholstery upcharges.

SCS Indoor Advantage™ Gold and LEVEL® 2 certified. See terms and conditions for additional environmental information.

Seat Height	Arm Height	W	D	H	Fabric	Leather	Weight	Cubes/Qty
17"	-	39½"	30½"	28"	5.25 yds.	85.0'	83 lbs	32.10'/1
439 mm	-	1003 mm	775 mm	711 mm	4.8 m	7.9 sqm	37.6 kg	.91 cu

COM	COL	1	2	3	4	5	6	7	8	9	10	11
2100	2205	2625	2730	2789	2870	2964	3010	3092	3162	3244	3360	3769

Valentina Seating System Specification Guide

Standard Features



Valentina is a modular seating system comprised of 6 unique modules which can be used interchangeably to create an unlimited number of configurations. All modules can also be used as freestanding units.

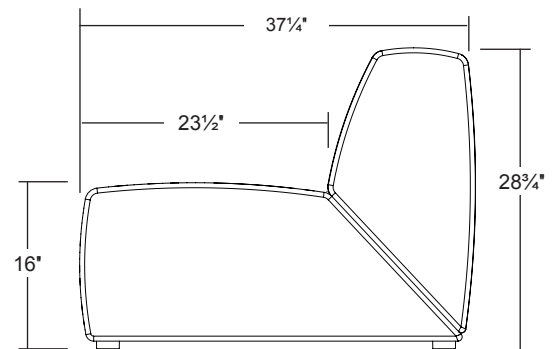
Valentina features new contrasting fabric options and comes standard with welt and a saddle stitch detail on the seat, back and arm.

Configurations are connected by a ganging bracket. Ganging brackets are included with each module. 1½" diameter non-marring adjustable glide.

When ordering configurations, please provide the total COM yardage from the same dye lot in a continuous roll(s). All COM/COL fabrics must be preapproved by Bernhardt Design prior to application.

Valentina is SCS Indoor Advantage™ Gold and LEVEL® 2 certified. See terms and conditions for additional finish and environmental information.

Please visit Bernhardtdesign.com for a complete library of 2D, 3D, and Revit models. You may also contact your local sales representative or the Bernhardt Design Corporate office for specification assistance.



Side view of sku 5650



1½" Diameter Non-Marring Adjustable Nylon Glides

Valentina Contrasting Fabric Options

Valentina modular seating offers three contrasting fabric options.

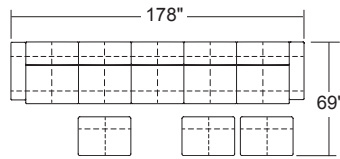
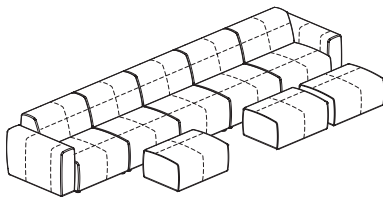
- A. Inside seat and back, top and side panels of the arms.
- B. Seat and back side panels, front and back panels of the arms.
- C. Welt

*All COM/COL fabrics must be preapproved by Bernhardt Design prior to application. When ordering multi-item configurations, provide the total COM yardage from the same dye lot in a continuous roll(s). See terms and conditions for instructions for tagging COM.



Valentina Seating System Sample Configurations

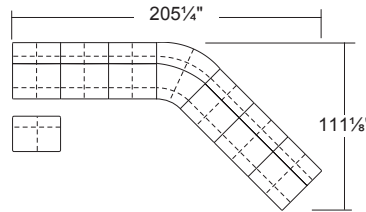
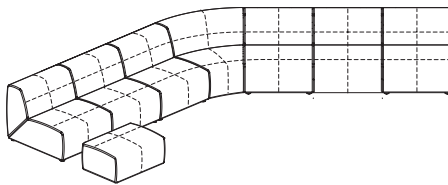
1



SKU Description

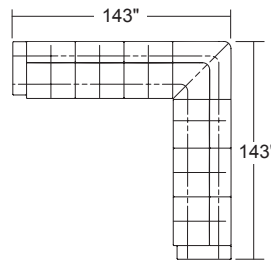
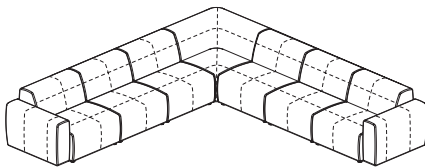
- 5651** Single Seat. Left Arm Facing Module
- 5650** (3) Single Seat Modules. Armless
- 5652** Single Seat. Right Arm Facing Module
- 5655** (3) Ottomans

2



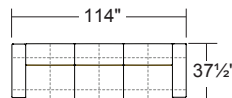
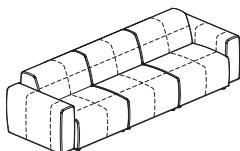
- 5650** (3) Single Seat Modules. Armless
- 5654** 45° Connector
- 5650** (3) Single Seat Modules. Armless
- 5655** Ottoman

3



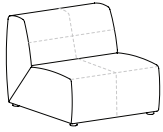
- 5651** Single Seat. Left Arm Facing Module
- 5650** (2) Single Seat Modules. Armless
- 5653** 90° Corner Connector
- 5650** (2) Single Seat Modules. Armless
- 5652** Single Seat. Right Arm Facing Module

4



- 5651** Single Seat. Left Arm Facing Module
- 5650** Single Seat Module. Armless
- 5652** Single Seat. Right Arm Facing Module

valentina 5650



**Single seat module
Armless
Fully upholstered**

Saddle stitch detail on seat and back; standard with welt
All necessary ganging brackets are included and pre-installed

When using a combination of fabrics or leathers, specify the application by designating the appropriate letter, shown below, on the purchase order. Yardage shown must be used.

- A) One fabric or leather for inside seat and back
yardage: 4.0 yds. leather: 65.0 sq. ft.
- B) One fabric or leather for seat and back sides panels
yardage: 3.0 yds. leather: 49.0 sq. ft.
- C) One fabric or leather for welt
yardage: 2.0 yd. leather: 33.0 sq. ft.

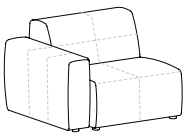
See terms and conditions for contrasting upholstery upcharges.

SCS Indoor Advantage™ Gold and LEVEL® 2 certified. See terms and conditions for additional environmental information.

Seat Height	Arm Height	W	D	H	Fabric	Leather	Weight	Cubes/Qty
16"	-	32¾"	37¼"	28¾"	6.5 yds.	105.0'	91 lbs.	32.10/1
406 mm	-	832 mm	947 mm	731 mm	4.8 m	7.9 sqm	41.27 kg.	.91 cu.

COM	COL	1	2	3	4	5	6	7	8	9	10	11
2126	2256	2776	2906	2979	3080	3195	3253	3354	3441	3542	3686	4192

valentina 5651



**Single seat
Left arm facing module
Fully upholstered**

Saddle stitch detail on seat and back; standard with welt
All necessary ganging brackets are included and pre-installed

When using a combination of fabrics or leathers, specify the application by designating the appropriate letter, shown below, on the purchase order. Yardage shown must be used.

- A) One fabric or leather for inside seat and back, top and side panels of the arm
yardage: 5.0 yds. leather: 81.0 sq. ft.
- B) One fabric or leather for seat and back side panels, front and back panels of the arm
yardage: 4.0 yds. leather: 65.0 sq. ft.
- C) One fabric or leather for welt
yardage: 2.0 yd. leather: 33.0 sq. ft.

See terms and conditions for contrasting upholstery upcharges.

SCS Indoor Advantage™ Gold and LEVEL® 2 certified. See terms and conditions for additional environmental information.

Seat Height	Arm Height	W	D	H	Fabric	Leather	Weight	Cubes/Qty
16"	23"	40¾"	37¼"	28¾"	8.25 yds.	134.0'	129 lbs.	45.85/1
406 mm	585 mm	1041 mm	947 mm	731 mm	6.4 m	10.6 sqm	58.51 kg.	1.30 cu.

COM	COL	1	2	3	4	5	6	7	8	9	10	11
2718	2883	3543	3708	3800	3928	4075	4148	4277	4387	4515	4698	5340

valentina 5652



**Single seat
Right arm facing module
Fully upholstered**

Saddle stitch detail on seat and back; standard with welt
All necessary ganging brackets are included and pre-installed

When using a combination of fabrics or leathers, specify the application by designating the appropriate letter, shown below, on the purchase order. Yardage shown must be used.

- A) One fabric or leather for inside seat and back, top and side panels of the arm
yardage: 5.0 yds. leather: 81.0 sq. ft.
- B) One fabric or leather for seat and back side panels, front and back panels of the arm
yardage: 4.0 yds. leather: 65.0 sq. ft.
- C) One fabric or leather for welt
yardage: 2.0 yd. leather: 33.0 sq. ft.

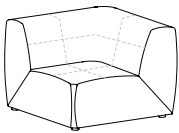
See terms and conditions for contrasting upholstery upcharges.

SCS Indoor Advantage™ Gold and LEVEL® 2 certified. See terms and conditions for additional environmental information.

Seat Height	Arm Height	W	D	H	Fabric	Leather	Weight	Cubes/Qty
16"	23"	40 7/8"	37 1/4"	28 3/4"	8.25 yds.	134.0'	129 lbs.	45.85'/1
406 mm	585 mm	1041 mm	947 mm	731 mm	6.4 m	10.6 sqm	58.51 kg.	1.30 cu.

COM	COL	1	2	3	4	5	6	7	8	9	10	11
2718	2883	3543	3708	3800	3928	4075	4148	4277	4387	4515	4698	5340

valentina 5653



**90° Connector
Fully upholstered**

Saddle stitch detail on seat and back; standard with welt
All necessary ganging brackets are included and pre-installed

When using a combination of fabrics or leathers, specify the application by designating the appropriate letter, shown below, on the purchase order. Yardage shown must be used.

- A) One fabric or leather for inside seat and back
yardage: 6.0 yds. leather: 97.0 sq. ft.
- B) One fabric or leather for seat and back side panels
yardage: 3.0 yds. leather: 49.0 sq. ft.
- C) One fabric or leather for welt
yardage: 2.0 yd. leather: 33.0 sq. ft.

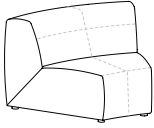
See terms and conditions for contrasting upholstery upcharges.

SCS Indoor Advantage™ Gold and LEVEL® 2 certified. See terms and conditions for additional environmental information.

Seat Height	Arm Height	W	D	H	Fabric	Leather	Weight	Cubes/Qty
16"	-	38 1/2"	38 1/2"	28 3/4"	8.0 yds.	130.0'	128 lbs.	45.85'/1
406 mm	-	978 mm	978 mm	731 mm	6.2 m	10.2 sqm	58.06 kg.	1.30 cu.

COM	COL	1	2	3	4	5	6	7	8	9	10	11
3072	3232	3872	4032	4121	4246	4388	4459	4584	4690	4815	4992	5615

valentina 5654



**45° Connector
Fully upholstered**

Saddle stitch detail on seat and back; standard with welt
All necessary ganging brackets are included and pre-installed

When using a combination of fabrics or leathers, specify the application by designating the appropriate letter, shown below, on the purchase order. Yardage shown must be used.

- A) One fabric or leather for inside seat and back
yardage: 5.25 yds. leather: 85.0 sq. ft.
- B) One fabric or leather for seat and back side panels
yardage: 3.0 yds. leather: 49.0 sq. ft.
- C) One fabric or leather for welt
yardage: 2.0 yd. leather: 33.0 sq. ft.

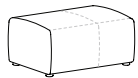
See terms and conditions for contrasting upholstery upcharges.

SCS Indoor Advantage™ Gold and LEVEL® 2 certified. See terms and conditions for additional environmental information.

Seat Height	Arm Height	W	D	H	Fabric	Leather	Weight	Cubes/Qty
16"	-	45½"	40"	28¾"	8.0 yds.	130.0'	128 lbs.	32.10'/1
406 mm	-	1156 mm	1016 mm	731 mm	6.2 m	10.2 sqm	58.06 kg.	.91 cu.

COM	COL	1	2	3	4	5	6	7	8	9	10	11
2718	2878	3518	3678	3767	3892	4034	4105	4230	4336	4461	4638	5261

valentina 5655



**Ottoman
Fully upholstered**

Saddle stitch detail on seat and back; standard with welt

When using a combination of fabrics or leathers, specify the application by designating the appropriate letter, shown below, on the purchase order. Yardage shown must be used.

- A) One fabric or leather for top seat panel and upper body
yardage: 3.5 yds. leather: 57.0 sq. ft.
- B) One fabric or leather for lower body
yardage: 2.75 yds. leather: 46.0 sq. ft.
- C) One fabric or leather for welt
yardage: 1.0 yd. leather: 16.0 sq. ft.

See terms and conditions for contrasting upholstery upcharges.

SCS Indoor Advantage™ Gold and LEVEL® 2 certified. See terms and conditions for additional environmental information.


Seat Height	Arm Height	W	D	H	Fabric	Leather	Weight	Cubes/Qty
-	-	32"	23½"	15¼"	5.5 yds.	89.0'	45 lbs.	15.31'/1
-	-	813 mm	597 mm	388 mm	4.4 m	7.3 sqm	20.41 kg.	.44 cu.

COM	COL	1	2	3	4	5	6	7	8	9	10	11
1182	1292	1732	1842	1904	1989	2087	2136	2221	2295	2380	2502	2930



accessories

PA01 decorative pillow




**Knife edge
Blown fiber filled**

All COM/COL fabrics must be preapproved by Bernhardt Design prior to application.

Seat Height	Arm Height	W	D	H	Fabric	Leather	Weight	Cubes/Qty
-	-	15"	4"	15"	.75 yds.	12.0'	8 lbs.	.89/1
-	-	381 mm	102 mm	381 mm	.69 m	1.1 sqm	3.6 kg	.03 cu.

COM	1	2	3	4	5	6	7	8	9	10	11
335	410	425	434	445	459	465	477	487	499	515	574

PA02 decorative pillow




**Knife edge
Blown fiber filled**

All COM/COL fabrics must be preapproved by Bernhardt Design prior to application.

Seat Height	Arm Height	W	D	H	Fabric	Leather	Weight	Cubes/Qty
-	-	17"	4"	17"	.75 yds.	12.0'	8 lbs.	.89/1
-	-	432 mm	102 mm		.69 m	1.1 sqm	3.6 kg	.03 cu.

COM	1	2	3	4	5	6	7	8	9	10	11
335	410	425	434	445	459	465	477	487	499	515	574

PA03 decorative pillow



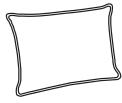
**Knife edge
Blown fiber filled**

All COM/COL fabrics must be preapproved by Bernhardt Design prior to application.

Seat Height	Arm Height	W	D	H	Fabric	Leather	Weight	Cubes/Qty
-	-	19"	4"	19"	.75 yds.	12.0'	8 lbs.	.89/1
-	-	483 mm	102 mm	483 mm	.69 m	1.1 sqm	3.6 kg	.03 cu.

COM	1	2	3	4	5	6	7	8	9	10	11
335	410	425	434	445	459	465	477	487	499	515	574

PA04 decorative pillow



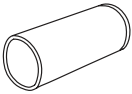
**Knife edge
Blown fiber filled**

All COM/COL fabrics must be preapproved by Bernhardt Design prior to application.

Seat Height	Arm Height	W	D	H	Fabric	Leather	Weight	Cubes/Qty
-	-	22"	6"	15"	1.0 yds.	15.0'	10 lbs.	.92'/1
-	-	559 mm	152 mm	381 mm	.92 m	1.4 sqm	4.5 kg	.03 cu.

COM	1	2	3	4	5	6	7	8	9	10	11
355	455	475	487	502	520	529	544	558	573	595	673

PA05 decorative pillow



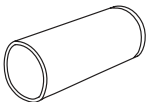
**Bolster round pillow
HR-15 foam with welt and zipper closure**

All COM/COL fabrics must be preapproved by Bernhardt Design prior to application.

Seat Height	Arm Height	W	D	H	Fabric	Leather	Weight	Cubes/Qty
-	-	18 1/4"	5 1/2"	5 1/2"	.75 yds.	12.0'	9 lbs.	.93'/1
-	-	464 mm	140 mm	140 mm	.69 m	1.1 sqm	3.6 kg	.03 cu.

COM	1	2	3	4	5	6	7	8	9	10	11
405	480	495	504	515	529	535	547	557	569	585	644

PA06 decorative pillow



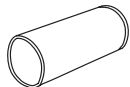
**Bolster round pillow
HR-15 foam with welt and zipper closure**

All COM/COL fabrics must be preapproved by Bernhardt Design prior to application.

Seat Height	Arm Height	W	D	H	Fabric	Leather	Weight	Cubes/Qty
-	-	19 3/4"	5 1/2"	5 1/2"	.75 yds.	12.0'	9 lbs.	.93'/1
-	-	502 mm	140 mm	140 mm	.69 m	1.1 sqm	3.6 kg	.03 cu.

COM	1	2	3	4	5	6	7	8	9	10	11
405	480	495	504	515	529	535	547	557	569	585	644

PA07 decorative pillow



**Bolster round pillow
HR-15 Foam with welt and zipper closure**

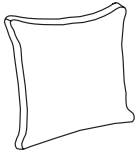
All COM/COL fabrics must be preapproved by Bernhardt Design prior to application.

Seat Height	Arm Height	W	D	H	Fabric	Leather	Weight	Cubes/Qty
-	-	21"	6"	6"	1.0 yds.	15.0'	9 lbs.	.93/1
-	-	533 mm	152 mm	152 mm	.92 m	1.4 sqm	3.6 kg	3.6 kg

COM	1	2	3	4	5	6	7	8	9	10	11
405	505	525	537	552	570	579	594	608	623	645	723

PB01 decorative pillow

**1/2" Panel border
Down-filled with zipper closure**




All COM/COL fabrics must be preapproved by Bernhardt Design prior to application.

Seat Height	Arm Height	W	D	H	Fabric	Leather	Weight	Cubes/Qty
-	-	16 1/2"	4"	16 1/2"	1.0 yds.	18.0'	8 lbs.	.89/1
-	-	420 mm	102 mm	420 mm	.92 m	1.7 sqm	3.6 kg	.02 cu.

COM	1	2	3	4	5	6	7	8	9	10	11
335	435	455	467	482	500	509	524	538	553	575	653

PB02 decorative pillow

**1/2" Panel border.
Down-filled with zipper closure.**



All COM/COL fabrics must be preapproved by Bernhardt Design prior to application.

Seat Height	Arm Height	W	D	H	Fabric	Leather	Weight	Cubes/Qty
-	-	18 1/2"	4"	18 1/2"	1.0 yds.	20.0'	8 lbs.	.89/1
-	-	470 mm	102 mm	470 mm	.92 m	1.9 sqm	3.6 kg	.02 cu.

COM	1	2	3	4	5	6	7	8	9	10	11
335	435	455	467	482	500	509	524	538	553	575	653

stacking cart 1105



Mobile cart

Mobile cart for Bernhardt stacking chairs
Silver powder coated steel
2" locking casters

SCS Indoor Advantage™ Gold certified.

Seat Height	Arm Height	W	D	H	Fabric	Leather	Weight	Cubes/Qty
-	-	27½"	42"	39½"	-	-	35 lbs	25.91/1
-	-	699 mm	1067 mm	1003 mm	-	-	15.9 kg	.73 cu

List Price
2036