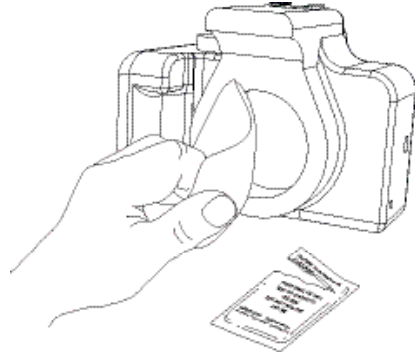


Series 950

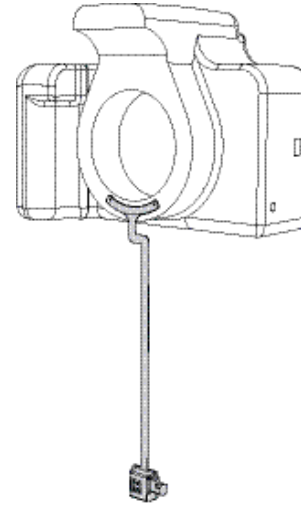
Camera Lens Sensor
EC95229



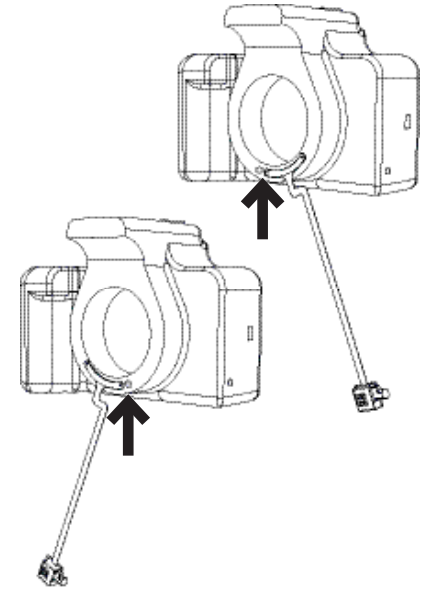
- 1** Remove camera lens from body of camera. Wipe camera body with alcohol wipe provided. **Let it dry completely.**



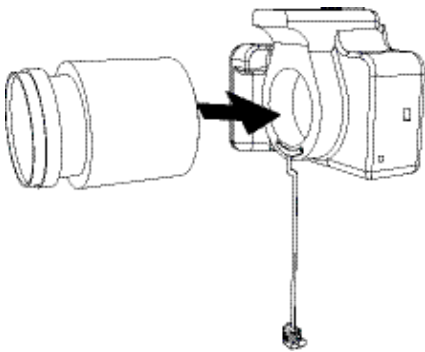
- 2a** Remove film from sensor and press sensor firmly onto camera body as illustrated below.



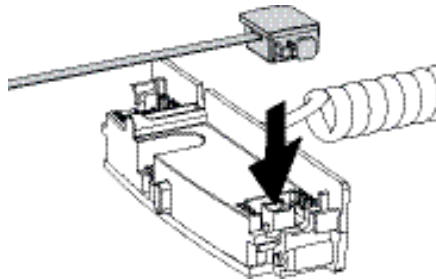
- 2b** Confirm lens sensor does not cover lens release button.



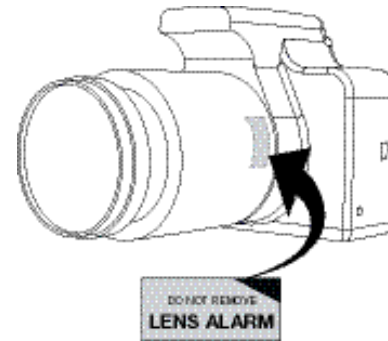
- 3** Attach camera lens to camera body.



- 4** Plug lens sensor into camera sensor. Lens sensor will only fit into right side of camera sensor. Tuck excess sensor cable into sensor unit. Do not pinch cable.



- 5** Optional: Remove film off sticker and place on lens.



SD0241 Rev2 12/11/14

INVUE.
tough security made easy

www.invuesecurity.com

NA / LATAM // 704.752.6513 • 888.55.INVUE

EMEA // +31.23.8900150

APAC // +852.3127.6811