

MagStand Wearable (Apple)

Implementation & Enablement Guide

Leverage this one-page template—complete with order codes and instructions—to improve efficiency, reduce errors, and ensure a successful implementation of MagStand in your retail environment.



Required Order Codes:

Each MagStand Wearable solution requires five components: a Wearable Charge Head, a Charger, a Sensor, a Universal Base, and a Power Supply

Wearable Charge Head

InVue Apple: DQP252-B/W

Wearable Charger

InVue Apple 1.15m, White: AWC115

Power Supply

Choose one based on region:

- PS520-US
- PS520-JPN
- PS520-IND
- PS520-AUS
- PS520-UK
- PS520-EU



Wearable Sensor

Choose one band clamp + flex sensor combo
OR Tray Sensor matching desired size

Band Clamp & Flex Sensor
DQP350-B/W + ZW1009-B/W

OR

Band Clamp & Flex Tray Sensor
DQP350-B/W

+
(choose one)

SE 3

- ZW1921-B/W – 40mm
- ZW1922-B/W – 44mm

Series 11

- ZW1941-B/W – 42mm
- ZW1942-B/W – 46mm

Ultra

- ZW1929-W – 49mm

OR

Tray Sensor (choose one)

Series 11

- DQP360-B/W – 42mm
- DQP361-B/W – 46mm

Ultra

- DQP362-B/W – 49mm

SE 3

- DQP363-B/W – 40mm
- DQP364-B/W – 44mm

Add **ADH2300** Polish Kit for one of the Tray sensor options.

Universal Base

Choose one based on color preference

DQP100-B/W

*Add the DQD405 KI Mount Kit for higher security.

Quick Start Installation Guide

- 1** Install Wearable Charge Head & Charger +
- 2** Install Stand +
- 3** Sensor Installation
 - Band Clamp + Flex Sensor
 - Tray Sensor
 - Band Clamp + Flex Tray Sensor
- 4** Assign the MagStand to your Store's OneKEY Ecosystem

Order As Needed:

ADH2300
Polish Kit for Tray Sensor Options

AF6316
Multi-Tool

Quick Start User Guide

Alarm

- Confirm Unit is Armed/Silence Alarm/Troubleshoot Alarm
- Replace Alarm Batteries

Charger

- Troubleshoot Wearable Not Charging
- Replace Wearable Charger or Charge Head

Stand

- Reposition the stand for a planogram update

Swap Out Wearable

- Band Clamp and Flex Sensor
- Tray Sensor
- Band Clamp and Flex Tray Sensor

Order As Needed:

ADH2356
InVue Apple Charger (AWC115)

ADH2342
Apple OEM Charger

ADH3350
Tray Sensor (DQP360, DQP361, ZW1941, & ZW1942)

ADH2378
Tray Sensor (DQP362 & ZW1929))

ADH2367
Tray Sensor (DQP363, DQP364, ZW1921, & ZW1922)

ZW1009-B/W
Flex Sensor Replacement

ADH2338
Stand Base Adhesive (QTY 6- 3 per unit)

DNTX93
Scoop Blade Attachment

ADH2300
Polish Kit for Tray Sensors

AF6316
Multi-Tool

Charger Adhesives

Sensor Adhesives


Base Adhesives

Adhesive Removal Tools


Optional Tools


Additional Support Resources

 [MagStand Apple Installation Guide](#)


 [MagStand Wearable Technical Specs](#)

Support Contacts:

-  AMERICAS: 1 888-554-6883 opt 1
- EMEA: 1 888-554-6883 opt 1
- APAC: 1 888-554-6883 opt 1

 [MagStand Apple Use & Care Guide](#)

 [Click-Through Guide](#)

 techsupport@invue.com