

InVue Tile



Installation & User Guide

Leverage this one-page template—complete with order codes and instructions—to improve efficiency, reduce errors, and ensure a successful implementation of the Tester Tile in your retail environment.



Build Your Order:

1. Select Your Tile

Choose one option based on shape and color.

Square Tester Tile

- ZS2000-B- 10 Pack, Black
- ZS2000-W – 10 Pack, White

Round Tester Tile

- ZS2100-B- 10 Pack, Black
- ZS2100-W- 10 Pack, White



2. Select Your Plate

Choose based on color

Black Tester Plates

- ZS4002-B – 25 Pack

White Tester Plates

- ZS4002-W- 25 Pack

3. Select Your Bonding Components

Required Installation Tools

- Bonding Agent Dispenser
- ZS4000 (Single)
- Security Screw Driver Tool
- ZS4030 (Single)
- Tester Preparation Board
- ZS4020 (Single)

Required Bonding Components

- Tester Plates
- See Number 2 Above
- Bonding Agent Kit
- ZS4010 (25 testers worth of supplies)
- Mounting Alcohol Prep Pads
- ZS4031 (10 Pack)

Optional Accessories

- Replacement Adhesives
- ZS2200- 30 Pack
- Replacement Tile Cover
- ZS2300-B/W (Square, 24 Pack)
- ZS2301-B/W (Round, 24 Pack)
- Multi-Tool
- AF6313
- Scoop Blade Attachment
- DNTX93



Order once and reuse



Order for initial install.
Reorder for remerchandising



Order as needed

Quick Start Videos


 [Mount Tile](#)

 [Bond & Attach Testers](#)

 [Refresh a Depleted Tester](#)


 [Reposition Tile](#)


Additional Support Resources

 [Installation & User Guide](#)

 [Technical Specs](#)

Need Help?
Contact Technical Support:

 1 888-554-6883 opt 1

 techsupport@invue.com