

Access Control Product Catalog




Contents

- Connected Solutions 1
- Access Control Software 2
- Overview 3
 - Types of Locks 3
 - Quick Reference Guide 4
- LIVE Locks 8
 - Product Ordering 9
- OneKEY Locks: Self-Latching 13
 - Product Ordering 14
- OneKEY Locks: Manual Latching 17
 - Product Ordering 18
- OneKEY System Components..... 24
 - Product Ordering 26
- InVue Customer Service Centers..... 27

Frictionless access to merchandise with smart locks.

Streamline your operations today while shaping the future of your customer's shopping experience for tomorrow.



mKEY & OneKEY Access

LIVE Locks

Smart locks that work with OneKEY or a mobile device, providing live data and remote access for the ultimate customer convenience.



OneKEY Access Only

OneKEY Locks

Simplify store management with a single key for associates—no batteries, no maintenance, no hassle.

Smart security, simplified.

InVue's Access Control Software is designed to deliver seamless security and effortless management for businesses of all sizes. Whether safeguarding a single location or multiple sites, our intuitive platform ensures you stay in control—anytime, anywhere.



Flexible access – Use mobile or handheld devices to unlock secured displays, cabinets, and stockrooms—no keys needed.



Simplified management – Assign and update permissions, monitor activity, and ensure security compliance with ease.



User management – Easily assign and revoke access for employees, customers, vendors, and visitors from anywhere.



Scalability – Manage multiple locations, doors, and users in a single, streamlined system.




Seamless integration – Works with existing enterprise systems for effortless administration.



Advanced security – Industry-leading SDC and encryption protocols safeguard your assets, ensuring the highest level of protection.

With InVue's connected solutions, you get the security and convenience you need—without the hassle of traditional keys.



Types of locks:

LIVE LOCKS

Secure access in a single tap:

- › Unlock with a mobile phone or store issued device
- › Utilizes both mKEY and OneKEY for ultimate flexibility
- › Provides current status of fixture to determine if merchandise is secured—in seconds



ONEKEY LOCKS: SELF-LATCHING

Self-latching protection for sales-boosting performance:


- › Locks incorporate a self-latching feature that ensures your fixtures are locked when closed



ONEKEY LOCKS: MANUAL LATCHING

A versatile, easy to use, smart security lock:

- › No batteries or local wiring
- › Operated with OneKEY

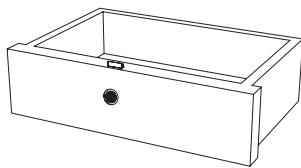


	LIVE Locks	OneKEY Locks: Self-Latching	OneKEY Locks: Manual Latching
mKEY Compatibility	✓		
OneKEY Compatibility	✓	✓	✓
No Batteries		✓	✓
Self-latching		✓	
Remote Unlock Capability	✓		
No Local Wiring	✓	✓	✓
Software Compatibility	✓	✓	✓
Real-time Lock Status	✓		

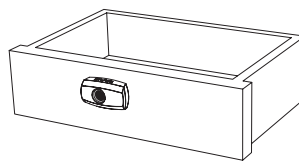
Choose the right lock for your fixture:

Pull-out Drawers

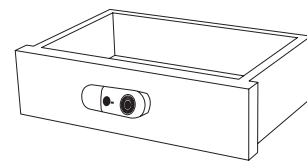
Glass, wood, or metal drawers



L430 Drawer Lock
(19mm - 31mm drawer wall thickness)



Cam Lock
(10mm - 19mm drawer wall thickness)

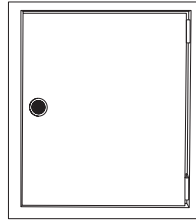


LIVE Cam Lock
(20mm maximum panel thickness)


Lock	Order Codes	Fixture Material	Key Access	Notes
L430	PL701 PL702	Wood	OneKEY	<ul style="list-style-type: none"> › Recessed or non-recessed installation into new or existing 22mm hole › Mounting hardware and rounded strike plate included › If mounting into existing 28mm hole, PL743 is required
Cam Lock	PL302	Glass Wood Metal *or a combination of two	OneKEY	<ul style="list-style-type: none"> › Simple installation into existing 19mm hole › Mounting hardware is included › Cam Arm selection required prior to order (reference 2D drawing, product catalog or Cam Arm sizing kit)
LIVE Cam Lock	LL301	Glass Wood Metal *or a combination of two	mKEY OneKEY	<ul style="list-style-type: none"> › Cam Lock Shaft required prior to order › Simple installation into existing 19mm or 22mm hole › Cam Arm selection required prior to order (reference 2D drawing, product catalog or Cam Arm sizing kit)

Swing-out Doors

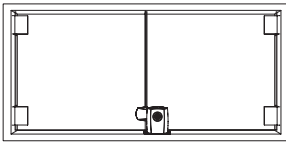
Glass, wood, metal, glass with wood frame, or glass with glass frame doors



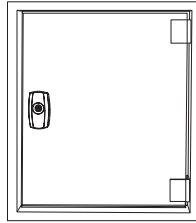
L430 Drawer Lock
(19mm - 31mm door thickness)




L440 Showcase Lock
(4.5mm - 8mm door thickness)



Showcase Lock
(6mm door thickness)



Cam Lock
(Glass: minimum 6mm door thickness
Wood/Metal: 10mm - 19mm door thickness)

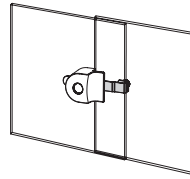


LIVE Cam Lock
(20mm maximum door thickness)


Lock	Order Codes	Fixture Material	Key Access	Notes
L430	PL701 PL702	Wood	OneKEY	<ul style="list-style-type: none"> › Recessed or non-recessed installation into new or existing 22mm hole › Mounting hardware and rounded strike plate included › If mounting into existing 28mm hole, PL743 is required
L440	PL901	Glass with a wood frame Glass with a glass frame	OneKEY	<ul style="list-style-type: none"> › Mounting hardware must attach to wood structures › Mounting hardware template provided › Minimal drilling is required › PSA installation of lock
Showcase Lock	PL401	Glass with a wood frame	OneKEY	<ul style="list-style-type: none"> › Mounting hardware must attach to wood structures › Mounting hardware template provided › Minimal drilling is required › PSA installation of lock
Cam Lock	PL302	Glass Wood Metal *or a combination of two	OneKEY	<ul style="list-style-type: none"> › Mounting hardware is included › Cam Arm selection required prior to order (reference 2D drawing, product catalog or Cam Arm sizing kit) › Glass Mounting Kit required only when mounting directly to glass
LIVE Cam Lock	LL301	Glass with a wood frame Glass with a glass frame	mKEY OneKEY	<ul style="list-style-type: none"> › Simple installation into existing 19mm or 22mm hole › Cam Arm selection required prior to order (reference 2D drawing, product catalog or Cam Arm sizing kit)

Sliding Bypass Doors

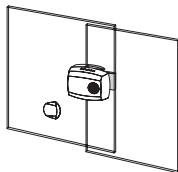
Glass and glass with metal frame doors



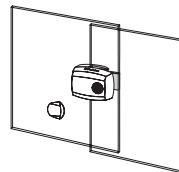
L410 Slider Lock
(4.8mm - 8mm panel thickness;
4.5mm - 11.5mm panel gap)



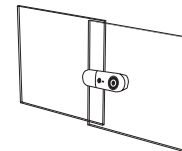
Plunger Lock II



Slider Lock
(5.8mm - 6.35mm panel thickness)



Slider Lock II
(4.8mm - 6.35mm panel thickness)



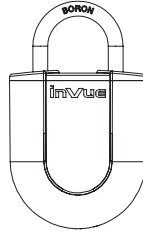
LIVE Slider Lock
(4.7mm - 6.5mm panel thickness)

Lock	Order Codes	Fixture Material	Key Access	Notes
L410	PL801	Glass*	OneKEY	<ul style="list-style-type: none"> › PSA installation - no drilling or screws required › Short strike plate - panel overlap is 22mm - 65mm › Long strike plate - panel overlap is 65mm - 110mm
Plunger Lock II	PL202	Glass with a metal frame Wood	OneKEY	<ul style="list-style-type: none"> › Simple installation into existing 22mm hole › Mounting bracket and four screws included › Plunger extender option included in mounting hardware
Slider Lock	PL106	Glass*	OneKEY	<ul style="list-style-type: none"> › PSA installation - no drilling or screws required
Slider Lock II	PL103	Glass*	OneKEY	<ul style="list-style-type: none"> › PSA installation - no drilling or screws required
LIVE Slider Lock	LL101-B	Glass*	mKEY OneKEY	<ul style="list-style-type: none"> › Simple installation into existing 19mm or 22mm hole › Short strike plate - panel overlap is 22mm - 65mm › Long strike plate - panel overlap is 65mm - 110mm

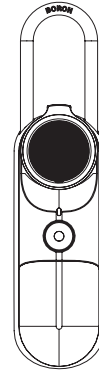
*No holes; no frames.

Padlocks

Cages, gates, lockers, cabinets, cargo containers, outdoor equipment, etc.



OneKEY Padlock




LIVE U-Lock

Lock	Order Codes	Fixture Material	Key Access	Notes
OneKEY Padlock	PL60209	Metal	OneKEY	› Indoor and outdoor use
LIVE U-Lock	LL401-B	Metal	mKEY OneKEY	› Indoor use only › Auto-relock

LIVE Locks

LIVE U-Lock

For indoor use only.



Order Code	Description	Notes
Body		
LL401-B	LIVE U-Lock (Black)	
Accessories		
LL498	LIVE U-Lock - Silicone Sleeve	
LL499*	LIVE U-Lock - Tether Replacement	
LL904	Replacement Caps	> 20 pack
LL905*	Battery Cover Replacement	> 5 pack
LL999*	CR123A Battery Sticker	> 20 pack

* Built to order items – minimum order quantities may apply

LIVE Cam Lock

For swing-out or pull-out doors and drawers.




Order Code	Description	Notes
Body		
LL301-B	LIVE Cam Lock Body (Black)	
LL302-B	LIVE Cam Lock Body - Long Pin (Black)	
Cam Shaft Kit		
LL320	LIVE Cam Lock 19mm Diameter, 16mm Flat Width Kit	
LL321	LIVE Cam Lock 22mm Diameter, 18.5mm Flat Width Kit	› For LL301
LL323	LIVE Cam Lock 22mm Diameter, 18.5mm Flat Width Kit	› For LL302
Accessories		
LL340	LIVE Cam Lock InVue Cam Arm Adapters	› 10 pack
LL341	LIVE Cam Lock Door Adapter Kit	› 2 pack
LL345*	LIVE Cam Lock Spinner Case Cam Arms	› 4 pack
LL396*	LIVE Cam Lock Anti-Rotation Screws	› 16 pack
LL399*	LIVE Cam Lock Anti-Rotation Drill Template	
LL901	Adhesive Replacement for LIVE Cam and Plunger Locks	› 10 pack
LL902	7mm Riser Plate for LIVE Cam and Plunger Locks	
LL903*	3mm Riser Plate for LIVE Cam and Plunger Locks	
LL904	Replacement Caps	› 20 pack
LL905*	Battery Cover Replacement	› 5 pack
LL999*	CR123A Battery Sticker	› 20 pack

* Built to order items – minimum order quantities may apply

LIVE Plunger Lock

For sliding bypass doors with a metal frame and existing hole.



Order Code	Description	Notes
Body		
LL201-B	LIVE Plunger Lock Body (Black)	
LL202-B	LIVE Plunger Lock Body - Long Pin (Black)	
Kits		
LL220	LIVE Plunger Lock, 22mm - 35mm Diameter Hole Kit	
LL221	LIVE Plunger Lock, Oval Recess Kit	
LL222	LIVE Plunger Lock, 13-16 Panel Adapter Kit	
LL223	LIVE Plunger Lock, 16-20 Panel Adapter Kit	
Accessories		
LL340	Cam Arm Adapters	> 10 pack
LL902	7mm Riser Plate for LIVE Cam and Plunger Locks	
LL903*	3mm Riser Plate for LIVE Cam and Plunger Locks	
LL904	Replacement Caps	> 20 pack
LL905*	Battery Cover Replacement	> 5 pack
LL901	Adhesive Replacement for LIVE Cam and Plunger Locks	> 10 pack
LL999*	CR123A Battery Sticker	> 20 pack

* Built to order items – minimum order quantities may apply

LIVE Slider Lock

For glass sliding bypass doors.



Order Code	Description	Notes
Body		
LL101-B	LIVE Slider Lock Body (Black)	
Strike Plate (Required)		
LL110	LIVE Slider Lock Short Strike Plate (22mm - 65mm)	
LL110-W*	LIVE Slider Lock Short Strike Plate, Wide Door	
LL111	LIVE Slider Lock Long Strike Plate (65mm - 110mm)	
LL120*	LIVE Slider Lock Strike Plate Spacers	› 20 pack
Accessories		
LL140	LIVE Slider Lock Adhesive Replacement	› 10 pack
LL141	LIVE Slider Lock Adhesive for Strike Plate Replacement	› 10 pack
LL904	Replacement Caps	› 20 pack
LL905*	Battery Cover Replacement	› 5 pack
LL999*	CR123A Battery Sticker	› 20 pack

OneKEY Locks:

Self-Latching

L410 Slider Lock



Order Code	Description	Notes
Body		
PL801	L410 Slider Lock (Chrome)	
Strike Plate (Required)		
PL820-11	L410 Strike Plate, Wide Attachment (22mm - 65mm)	› For panel overlaps 22mm - 65mm
PL820-12	L410 Strike Plate, Thick Door (22mm - 65mm)	
PL820-21	L410 Strike Plate, Wide Attachment (65mm - 110mm)	› For panel overlaps 65mm - 110mm
Accessories		
PL841*	L410 Replacement Adhesive	› 5 pack
PL842*	L410 Replacement Cover	› 5 pack

* Built to order items – minimum order quantities may apply

L430 Drawer Lock



Order Code	Description	Notes
Body		
PL701	L430 Drawer Lock - Long Latch (Chrome)	
PL701-B	L430 Drawer Lock - Long Latch (Black)	
PL702	L430 Drawer Lock - Short Latch (Chrome)	
PL702-B	L430 Drawer Lock - Short Latch (Black)	
Accessories		
PL720-2	L430 Flat Strike Plate	<ul style="list-style-type: none"> › 5 pack › For installations that require there to be no visible latch ramp when cabinet/drawer is closed
PL741	L430 Trim Ring	<ul style="list-style-type: none"> › 5 pack › Used to conceal any gap that may exist when replacing a 28mm diameter lock with the L430
PL742	L430 Bumper	<ul style="list-style-type: none"> › 5 pack › Provides protection to both the L430 and furniture in cases where the cabinet may swing open and make contact with other surfaces › Features a rubber tip and chrome finish
PL743	PL702 Adapter Kit	<ul style="list-style-type: none"> › Used when replacing a 28mm lock
PL745	L430 Shim Replacements	<ul style="list-style-type: none"> › 10 pack
PL746	L430 Low Profile Ramp	<ul style="list-style-type: none"> › 5 pack
PL752	L430 Sizing Tool	

Guidance for mounting into metal:

- › Metal can interfere with the communication between InVue keys and locks. If the L430 is installed in a door with a metal laminate surface, the barrel of the lock must protrude beyond the door's surface.
- › For 1/8" thick steel, a 15mm protrusion is recommended
- › For 1/8" thick aluminum, a 18mm protrusion is recommended
- › If the fixture is unable to accommodate the recommended protrusion or if the material is thicker than 1/8", please contact InVue Customer Service

L440 Showcase Lock



Order Code	Description	Notes
Body		
PL901	L440 Showcase Lock (Chrome)	
Kits		
PL920-01	L440 Door Brace Kit	<ul style="list-style-type: none"> > 1 pack > Includes brace, two (2) screws, screwdriver
PL920-2	L440 Glass Mounting Kit	> 1 pack
PL942*	L440 Replacement Adhesive Kit	> 1 pack
Accessories		
PL943*	L440 Glass Mount Adhesive Replacement	
PL952*	L440 Sizing Tool	

* Built to order items – minimum order quantities may apply

OneKEY Locks: --- Manual Latching

OneKEY Padlock

For outdoor or indoor use.



Order Code	Description	Notes
Body		
PL60209-025	OneKEY Padlock (Silver)	<ul style="list-style-type: none"> › Shackle Ø: 9mm (7/20") › Shackle Height: 25mm (1")
PL60209-050	OneKEY Padlock (Silver)	<ul style="list-style-type: none"> › Shackle Ø: 9mm (7/20") › Shackle Height: 50mm (2")
PL60209-100	OneKEY Padlock (Silver)	<ul style="list-style-type: none"> › Shackle Ø: 9mm (7/20") › Shackle Height: 100mm (4")
Padlock with Anti-Cut Cover		
PL60209-025-ACC	OneKEY Padlock with Anti-Cut Cover	<ul style="list-style-type: none"> › Shackle Ø: 9mm (7/20") › Shackle Height: 25mm (1")
Padlock Weather Sleeve Covers		
PL60200-WSC	Weather Sleeve Cover	
PL60209-ACW	Weather Sleeve Cover for Padlocks with Anti-Cut Covers	
Replacement Shackles		
PL60209-025-RSK*	Replacement Shackle	<ul style="list-style-type: none"> › Shackle Ø: 9mm (7/20") › Shackle Height: 25mm (1")
PL60209-050-RSK*	Replacement Shackle	<ul style="list-style-type: none"> › Shackle Ø: 9mm (7/20") › Shackle Height: 50mm (2")
PL60209-100-RSK*	Replacement Shackle	<ul style="list-style-type: none"> › Shackle Ø: 9mm (7/20") › Shackle Height: 100mm (4")

* Built to order items – minimum order quantities may apply

Slider Lock

For sliding bypass glass doors.



Order Code	Description	Notes
Body		
PL106-B	Slider Lock (Black)	<ul style="list-style-type: none"> › Designed for 6mm bypass glass doors › For panel gap 8mm - 11.5mm (0.3" - 0.5")
PL106-W	Slider Lock (White)	<ul style="list-style-type: none"> › Designed for 6mm bypass glass doors › For panel gap 8mm - 11.5mm (0.3" - 0.5")
PL103-B	Slider Lock II (Black)	<ul style="list-style-type: none"> › Designed for 6mm bypass glass doors › For panel gap 4.5mm - 8mm (0.18" - 0.3")
PL103-W	Slider Lock II (White)	<ul style="list-style-type: none"> › Designed for 6mm bypass glass doors › For panel gap 4.5mm - 8mm (0.18" - 0.3")
Strike Plate (Required)		
PL120-1	Strike Plate - Extra Narrow Overlap	› For PL106-B/W
PL120-2*	Strike Plate - Narrow Overlap	› For PL106-B/W
PL120-3	Strike Plate - Standard Overlap	› For PL106-B/W
PL120-4	Strike Plate - Wide Overlap	› For PL106-B/W
PL120-5*	Strike Plate - Extra Wide Overlap	› For PL106-B/W
PL123-1*	Strike Plate - Extra Narrow Overlap - Thin Gap	› For PL103-B/W
PL123-2*	Strike Plate - Narrow Overlap - Thin Gap	› For PL103-B/W
PL123-3	Strike Plate - Standard Overlap - Thin Gap	› For PL103-B/W
PL123-4*	Strike Plate - Wide Overlap - Thin Gap	› For PL103-B/W
Accessories		
PL142*	Slider Lock Panel Handle	› 5 pack
PL141	Adhesive	› 5 pack
PL144*	PL103 Shim	<ul style="list-style-type: none"> › 5 pack › For PL103-B/W
PL156*	PL106 Sizing Tool	› For PL106-B/W
PL153*	PL103 Sizing Tool	› For PL103-B/W
PL151	Removal Tool	

* Built to order items – minimum order quantities may apply

Plunger Lock

For glass sliding bypass doors with a metal frame or bypass wood doors.



Order Code	Description	Notes
Body		
PL202-B	Plunger Lock II (Black)	› 22mm (0.87") panel hole
PL202-W	Plunger Lock II (White)	› 22mm (0.87") panel hole
Accessories		
PL241-B*	Spacer (Black)	› 3.18mm (0.125") › Works with PL202-B/W and PL203-B/W
PL241-W*	Spacer (White)	› 3.18mm (0.125") › Works with PL202-B/W and PL203-B/W
PL251	Extender Kit	› 19mm (0.75") › Works with PL202-B/W and PL203-B/W

* Built to order items – minimum order quantities may apply

Cam Lock

For swing-out doors and drawers.



Order Code	Description	Notes
Body		
PL302-B	Cam Lock (Black)	> 19mm (0.75") panel hole
PL302-W	Cam Lock (White)	> 19mm (0.75") panel hole
Arm Style: Straight (Required for Installation)		
PL320-101	Cam Arm Straight (16mm, 0.63")	> 5 pack
PL320-102	Cam Arm Straight (19mm, 0.75")	> 5 pack
PL320-103	Cam Arm Straight (22mm, 0.88")	> 5 pack
PL320-104	Cam Arm Straight (25mm, 1.00")	> 5 pack
PL320-105	Cam Arm Straight (28mm, 1.13")	> 5 pack
PL320-106	Cam Arm Straight (32mm, 1.25")	> 5 pack
PL320-107	Cam Arm Straight (35mm, 1.38")	> 5 pack
PL320-108	Cam Arm Straight (38mm, 1.50")	> 5 pack
PL320-110	Cam Arm Straight (44mm, 1.75")	> 5 pack
PL320-112	Cam Arm Straight (51mm, 2.00")	> 5 pack
PL320-116	Cam Arm Straight (63mm, 2.50")	> 5 pack
Arm Style: Offset (Required for Installation)		
PL320-303	Cam Arm Offset (22mm x 3mm, 0.875" x 0.125")	> 5 pack
PL320-306	Cam Arm Offset (32mm x 3mm, 1.25" x 0.125")	> 5 pack
PL320-308	Cam Arm Offset (38mm x 3mm, 1.50" x 0.125")	> 5 pack
PL320-404	Cam Arm Offset (25mm x 6mm, 1.00" x 0.25")	> 5 pack
PL320-406	Cam Arm Offset (32mm x 6mm, 1.25" x 0.25")	> 5 pack

* Built to order items – minimum order quantities may apply

Cam Lock

(Continued)

Order Code	Description	Notes
Arm Style: Offset (Required for Installation)		
PL320-408	Cam Arm Offset (38mm x 6mm, 1.50" x 0.25")	› 5 pack
PL320-410	Cam Arm Offset (44mm x 6mm, 1.75" x 0.25")	› 5 pack
PL320-412	Cam Arm Offset (51mm x 6mm, 2.00" x 0.25")	› 5 pack
PL320-414	Cam Arm Offset (57mm x 6mm, 2.25" x 0.25")	› 5 pack
PL320-504	Cam Arm Offset (25mm x 10mm, 1.00" x 0.375")	› 5 pack
PL320-506	Cam Arm Offset (32mm x 10mm, 1.25" x 0.375")	› 5 pack
PL320-508*	Cam Arm Offset (38mm x 10mm, 1.50" x 0.375")	› 5 pack
PL320-606*	Cam Arm Offset (32mm x 12mm, 1.25" x 0.50")	› 5 pack
PL320-608*	Cam Arm Offset (38mm x 12mm, 1.50" x 0.50")	› 5 pack
PL320-610*	Cam Arm Offset (44mm x 12mm, 1.75" x 0.50")	› 5 pack
PL320-801*	Cam Arm Offset (30mm x 25mm, 1.25" x 1.00")	› 5 pack
Kits		
PL320-SK*	Cam Arm Sizing Kit	› Includes: All Cam arms, one (1) L-Bracket, one (1) Glass Mount Kit
PL321-1	Glass Mounting Kit	› 1 pack › Includes: J-Bracket, two (2) plastic washers
PL321-2*	Hardware Replacement	› 5 pack › Includes: Nut, screw, anti-rotation washer, wood mount flange, wood screws
Latch Brackets		
PL323-02*	L-Bracket (25mm x 6mm, 1" x 0.25")	› 5 pack › Includes: Bracket, wood screws, metal screws
PL323-03	L-Bracket (25mm x 12mm, 1" x 0.50")	› 5 pack › Includes: Bracket, wood screws, metal screws
PL323-04*	L-Bracket (25mm x 19mm, 1" x 0.75")	› 5 pack › Includes: Bracket, wood screws, metal screws
Tube Assembly		
PK4496-B	Tube Assembly	› For use when embedding Smart Locks

* Built to order items – minimum order quantities may apply

Showcase Lock

For single or double swing-out glass doors.



Order Code	Description	Notes
Body		
PL401-B	Showcase Lock (Black)	
PL401-W	Showcase Lock (White)	
Accessories		
PL420-01	Door Brace Accessory Kit	
PL441	Upper and Lower Adhesive for PL401	
PL4496-W	Tube Collar with Adhesive (White)	
PL451	Showcase Lock Removal Tool	

* Built to order items – minimum order quantities may apply

OneKEY System

Components

ONEKEY MANAGER (OKM)

The OneKEY Manager works through our LIVE Access software to help reduce internal theft by logging every InVue device for every associate:

- › Each associate is tracked by their own unique check-out codes
- › Keys will record times for checking-in/out keys, where the keys were used and how long displays were open
- › Logged information will be stored in LIVE Access for easy access and report generation

**ONEKEY CHARGERS**

Keep keys charged when not in use. Choose from either single-, four-, or eight-position charging bases — depending on the need of your environment.



Single Charger



4-Position Charger



8-Position Charger

OneKEY



Order Code	Description	Notes
OneKEY Manager		
OK4100	IR4 OneKEY Manager	› Requires ethernet cable for set up
PS512-US	OneKEY Manager Power Supply - US	
PS512-UK	OneKEY Manager Power Supply - UK	
PS512-EU	OneKEY Manager Power Supply - EU	
PS512-ADS	OneKEY Manager Power Supply - ADS	
PS512-AUS	OneKEY Manager Power Supply - AUS	
Keys		
OK4000	IR4 Batch Data Key	
OK4000-S	IR4 Batch Data Key - Sounder Mode Enabled	
Chargers		
OK4101	IR4 Single Charger Cable	
OK4104	IR4 4 Up Charger	
OK4108	IR4 8 Up Charger	
PS515-US	Power Supply - US	
PS515-EU	Power Supply - EU	
PS515-UK	Power Supply - UK	
PS515-AUS	Power Supply - AUS	
PS515-JPN	Power Supply - JPN	

INVUE CUSTOMER SERVICE CENTERS

NORTH AMERICA

9201 Baybrook Lane
Charlotte, NC 28277
United States

Phone:

+1.888.55.INVUE
+1.514.612.1555 (Quebec)

LATIN AMERICA

Phone:

+52.55.1168.9635

EUROPE, MIDDLE EAST, AFRICA

Zuidtoren
Taurusavenue 13a
2132 LS Hoofddorp
The Netherlands

Phone:

+31.23.8900150 (Main Office)
+31.23.8900150 (Netherlands)
+49.0800.58.95135 (Germany)
+44.800.028.8230 (UK)

HONG KONG

Unit 1910, 19/F Skyline Tower
39 Wang Kwong Road, Kowloon Bay
Hong Kong SAR.

Phone:

+852.3127.6811

SOUTH KOREA

A-3106, 31F. SK View Lake Tower, 25
Beopjo-ro,
Yeongtong-gu, Suwon-si, Gyeonggi-do
Republic of Korea

Phone:

+82.31.222.6513

