

Guidance for Summer Learning



Use *i-Ready Classroom Mathematics* as Part of Your Summer Learning Program

This guide maps out Mini Units for using *i-Ready Classroom Mathematics* for summer learning. Each week focuses on one general topic or standards cluster:




- **Weeks 1–4:** Concentrate on major content area lessons and content that is most critical for each particular grade.
- **Weeks 5–6:** Instruction may weave in supporting/additional content standards to help reinforce topics that students will build on in the fall.

Follow the Scope and Sequence outlined for your grade level for a successful summer with *i-Ready Classroom Mathematics*!

Lesson Lists by Grade

K Mini Units	3
1 Mini Units	5
2 Mini Units	8
3 Mini Units	11
4 Mini Units	14
5 Mini Units	17
6 Mini Units	20
7 Mini Units	23
8 Mini Units	26

How Tos

 How to Access Learning Games	29
 How to Assign and Manage Interactive Practice	33
 How to Access the Develop Session Video Library	35

K Mini Units

<i>i-Ready Classroom Mathematics</i> Instructional Resources	Learning Games	Interactive Practice	Center Activities	Tools for Instruction	<i>i-Ready Lessons</i>
Week 1: Make 6, 7, 8, and 9					
<ul style="list-style-type: none"> Unit 2, Lesson 11: Make 6, 7, 8 and 9 (Session 1) Unit 2, Lesson 11: Make 6, 7, 8 and 9 (Session 2)* Unit 2, Lesson 11: Make 6, 7, 8 and 9 (Session 3)* Unit 2, Lesson 11: Make 6, 7, 8 and 9 (Session 4) Unit 2, Lesson 11: Make 6, 7, 8 and 9 (Session 5) 	<ul style="list-style-type: none"> Hungry Guppy Hungry Fish 	<ul style="list-style-type: none"> N/A 	<ul style="list-style-type: none"> Fish to Make Numbers Show the Number 	<ul style="list-style-type: none"> Make 6, 7, 8, and 9 	<ul style="list-style-type: none"> Make Groups of Up to 10 Objects Number Partners for 6 and 7 Number Partners for 8 and 9
Week 2: Add and Subtract Within 10					
<ul style="list-style-type: none"> Unit 4, Lesson 21: Add Within 10 (Session 2)* Unit 4, Lesson 21: Add Within 10 (Session 3)* Unit 4, Lesson 21: Add Within 10 (Session 4) Unit 4, Lesson 23: Subtract Within 10 (Session 1) Unit 4, Lesson 23: Subtract Within 10 (Session 2)* 	<ul style="list-style-type: none"> Hungry Guppy Hungry Fish Match 	<ul style="list-style-type: none"> Subtract Within 10 	<ul style="list-style-type: none"> Tell Addition Stories Subtract and Match 	<ul style="list-style-type: none"> Add Within 10 Subtract Within 10 	<ul style="list-style-type: none"> Add Within 10 Subtract Within 10
Week 3: Teen Numbers					
<ul style="list-style-type: none"> Unit 4, Lesson 21: Add Within 10 (Session 2)* Unit 4, Lesson 21: Add Within 10 (Session 3)* Unit 4, Lesson 21: Add Within 10 (Session 4) Unit 4, Lesson 23: Subtract Within 10 (Session 1) Unit 4, Lesson 23: Subtract Within 10 (Session 2)* 	<ul style="list-style-type: none"> Hungry Guppy Hungry Fish Match 	<ul style="list-style-type: none"> Subtract Within 10 	<ul style="list-style-type: none"> Tell Addition Stories Subtract and Match 	<ul style="list-style-type: none"> Add Within 10 Subtract Within 10 	<ul style="list-style-type: none"> Add Within 10 Subtract Within 10

*Develop Session Video available.

2020 Edition Only

© 2025 Curriculum Associates, LLC. All rights reserved. | 01/25 OK | 2519850

K Mini Units

<i>i-Ready Classroom Mathematics</i> Instructional Resources	Learning Games	Interactive Practice	Center Activities	Tools for Instruction	<i>i-Ready Lessons</i>
Week 4: Count to 100					
<ul style="list-style-type: none"> Unit 5, Lesson 29: Count to 100 by Tens (Session 1) Unit 5, Lesson 29: Count to 100 by Tens (Session 3)* Unit 5, Lesson 29: Count to 100 by Tens (Session 4) Unit 5, Lesson 30: Count to 100 by Ones (Session 1) Unit 5, Lesson 30: Count to 100 by Ones (Session 2)* 	<ul style="list-style-type: none"> Hungry Guppy Zoom 	<ul style="list-style-type: none"> Count to 100 by Tens 	<ul style="list-style-type: none"> Count by Tens Tens Bingo Count by Ones Vocabulary Keep Counting 	<ul style="list-style-type: none"> Count by Tens Count Forward by Ones 	<ul style="list-style-type: none"> Order Numbers to 10 Order Numbers to 20
Week 5: Make 10/Practice Facts to 5**					
<ul style="list-style-type: none"> Unit 2, Lesson 10: Make 10 (Session 3)* Unit 2, Lesson 10: Make 10 (Session 4) Unit 2, Lesson 10: Make 10 (Session 5) Unit 4, Lesson 20: Practice Facts to 5 (Session 4) Unit 4, Lesson 20: Practice Facts to 5 (Session 5) 	<ul style="list-style-type: none"> Hungry Guppy Hungry Fish Match 	<ul style="list-style-type: none"> Make 10 	<ul style="list-style-type: none"> Make 10 Draw to Make 10 5 Beans 	<ul style="list-style-type: none"> Sum of Ten Facts Practice 	<ul style="list-style-type: none"> Fluently Add and Subtract Within 5 Make 10 Number Partners for 10
Week 6: Sort Objects/Name and Compare Shapes**					
<ul style="list-style-type: none"> Unit 2, Lesson 9: Sort and Count Objects (Session 2)* Unit 2, Lesson 9: Sort and Count Objects (Session 3)* Unit 3, Lesson 12: Name Shapes (Session 2)* Unit 3, Lesson 12: Name Shapes (Session 3)* Unit 3, Lesson 14: Compare Shapes (Session 3)* 	<ul style="list-style-type: none"> N/A 	<ul style="list-style-type: none"> Sort and Count Objects Name Shapes Compare Shapes 	<ul style="list-style-type: none"> Sort Objects Look for Attributes I Spy Shapes Is It Flat or Solid? Match and Name Shapes Find and Tell Alike and Different 	<ul style="list-style-type: none"> Sorting in Two Ways Flat Shapes and Solid Shapes Describing and Comparing Shapes by Attributes 	<ul style="list-style-type: none"> Sort Objects Circle Square Triangle Cube Sphere Identify Two-Dimensional Shapes

*Develop Session Video available.

2020 Edition Only

© 2025 Curriculum Associates, LLC. All rights reserved. | 01/25 OK | 2519850

1 Mini Units

<i>i-Ready Classroom Mathematics</i> Instructional Resources	Learning Games	Interactive Practice	Center Activities	Tools for Instruction	<i>i-Ready Lessons</i>
Week 1: Add and Subtract Within 10					
<ul style="list-style-type: none"> Unit 1, Lesson 3: Add in Any Order (Session 4) Unit 1, Lesson 3: Add in Any Order (Session 5) Unit 1, Lesson 5: Number Partners for 10 (Session 5) Unit 1, Lesson 10: Use Strategies for Addition and Subtraction Facts (Session 4) Unit 1, Lesson 10: Use Strategies for Addition and Subtraction Facts (Session 5) 	<ul style="list-style-type: none"> Hungry Guppy Hungry Fish Match 	<ul style="list-style-type: none"> Number Partners for 10 Use Strategies for Addition and Subtraction Facts 	<ul style="list-style-type: none"> Partners for 6 and 7 Addition to 7 Number Bonds for 8 and 9 Cube Trains for 8 and 9 Match to Make 10 Number Bond Facts 	<ul style="list-style-type: none"> Number Pairs for Sums to 10 Add Within 10 Addition and Subtraction Word Problems Count On to Add Ways to Make Ten Sums of Ten Find Missing Addends for Sum to 10 Find Missing Addends Addition and Subtraction Facts Doubles Addition Facts Count On to Subtract 	<ul style="list-style-type: none"> Add in Any Order Count On to Add Use Addition to Subtract Count On to Subtract Doubles Doubles and Near Doubles Fluently Add and Subtract Within 10
Week 2: Add and Subtract Within 20					
<ul style="list-style-type: none"> Unit 2, Lesson 12: Make a Ten to Add (Session 3)* Unit 2, Lesson 12: Make a Ten to Add (Session 4) Unit 2, Lesson 12: Make a Ten to Add (Session 5) Unit 2, Lesson 15: Make a Ten to Subtract (Session 4) Unit 2, Lesson 15: Make a Ten to Subtract (Session 5) 	<ul style="list-style-type: none"> Hungry Fish Match 	<ul style="list-style-type: none"> Make a Ten to Add Make a Ten to Subtract 	<ul style="list-style-type: none"> Make a Ten to Add Make a Ten to Subtract 	<ul style="list-style-type: none"> Make a Ten to Add Within 20 Find Missing Addends for Sums to 10 Ways to Make Ten Teen Numbers Subtract Within 20 Find Missing Addends for Sums to 10 Ways to Make 10 Count On to Subtract 	<ul style="list-style-type: none"> Make a Ten to Add Make a Ten to Subtract

*Develop Session Video available.

2020 Edition Only

© 2025 Curriculum Associates, LLC. All rights reserved. | 01/25 OK | 2519850

1 Mini Units

<i>i-Ready Classroom Mathematics</i> Instructional Resources	Learning Games	Interactive Practice	Center Activities	Tools for Instruction	<i>i-Ready Lessons</i>
Week 3: Tens					
<ul style="list-style-type: none"> Unit 4, Lesson 25: Add and Subtract Tens (Session 5) Unit 4, Lesson 26: <i>Understand</i> 10 More and 10 Less (Session 2)* Unit 4, Lesson 26: <i>Understand</i> 10 More and 10 Less (Session 3)* Unit 4, Lesson 27: Add Tens to Any Number (Session 4) Unit 4, Lesson 27: Add Tens to Any Number (Session 5) 	<ul style="list-style-type: none"> Hungry Fish Match 	<ul style="list-style-type: none"> Add and Subtract Tens Add Tens to Any Number 	<ul style="list-style-type: none"> Add and Subtract Tens Match Subtract Tens Bingo Use Vocabulary for Ten More, Ten Less Ten More, Ten Less Add Tens to a Number 	<ul style="list-style-type: none"> Add and Subtract Tens Addition and Subtraction Facts Totals Greater Than Ten Making 10s Finding 10 More and 10 Less Patterns on the Hundred Chart Add Tens to Two-Digit Numbers Tens and Ones 	<ul style="list-style-type: none"> Add Multiples of Ten to Multiples of Ten Subtract Multiples of Ten from Multiples of Ten Add Multiples of Ten to Any Two-Digit Number
Week 4: Add Tens and Ones					
<ul style="list-style-type: none"> Unit 4, Lesson 28: Add Two-Digit and One-Digit Numbers (Session 3)* Unit 4, Lesson 28: Add Two-Digit and One-Digit Numbers (Session 4) Unit 4, Lesson 29: Add Two-Digit Numbers (Session 2)* Unit 4, Lesson 29: Add Two-Digit Numbers (Session 3)* Unit 4, Lesson 29: Add Two-Digit Numbers (Session 4) 	<ul style="list-style-type: none"> Hungry Fish Match 	<ul style="list-style-type: none"> Add Two-Digit and One-Digit Numbers Add Two-Digit Numbers 	<ul style="list-style-type: none"> Race To . . . Add and Regroup 	<ul style="list-style-type: none"> Add Two- and One-Digit Numbers Addition and Subtraction Facts Tens and Ones Add Tens to Two-Digit Numbers Two-Digit Addition with Regrouping 	<ul style="list-style-type: none"> Add Two-Digit and One-Digit Numbers Add More Two-Digit and One-Digit Numbers Add Two-Digit Numbers Add More Two-Digit Numbers

*Develop Session Video available.

2020 Edition Only

© 2025 Curriculum Associates, LLC. All rights reserved. | 01/25 OK | 2519850

1 Mini Units

<i>i-Ready Classroom Mathematics</i> Instructional Resources	Learning Games	Interactive Practice	Center Activities	Tools for Instruction	<i>i-Ready Lessons</i>
Week 5: Shapes**					
<ul style="list-style-type: none"> Unit 6, Lesson 33: Shapes (Session 5) Unit 6, Lesson 34: Putting Shapes Together (Session 4) Unit 6, Lesson 34: Putting Shapes Together (Session 5) Unit 6, Lesson 35: <i>Understand</i> Breaking Shapes into Equal Parts (Session 3)* Unit 6, Lesson 35: <i>Understand</i> Breaking Shapes into Equal Parts (Session 4) 	N/A	<ul style="list-style-type: none"> Shapes Understand Breaking Shapes into Equal Parts 	<ul style="list-style-type: none"> Draw Two Shapes Shape Attributes Shape Match Put Shapes Together Parts of Shapes Match Draw to Show Parts 	<ul style="list-style-type: none"> Defining Attributes of Shapes Flat Shapes and Solid Shapes Shape Position of Objects Describing and Comparing Shapes by Attribute Making New Shapes Build Shapes Making Equal Shares 	<ul style="list-style-type: none"> Understand Attributes of Shapes Divide Shapes into Two Equal Parts Divide Shapes into Four Equal Parts
Week 6: Data and Time**					
<ul style="list-style-type: none"> Unit 2, Lesson 18: Collect and Compare Data (Session 3)* Unit 2, Lesson 18: Collect and Compare Data (Session 4) Unit 2, Lesson 18: Collect and Compare Data (Session 5) Unit 3, Lesson 23: Tell Time (Session 4) Unit 3, Lesson 23: Tell Time (Session 5) 	N/A	N/A	<ul style="list-style-type: none"> Make a Tally Chart Picture Graph Questions Vocabulary for Time Tell Time 	<ul style="list-style-type: none"> Representing Data: Tally Charts Sorting in Two Ways Solve Word Problems with Totals to 10 Solve Comparison Subtraction Problems Telling Time to the Hour and Half-Hour 	N/A

*Develop Session Video available.

**Weeks 5 and 6 are optional.

2020 Edition Only

© 2025 Curriculum Associates, LLC. All rights reserved. | 01/25 OK | 2519850

2 Mini Units

<i>i-Ready Classroom Mathematics</i> Instructional Resources	Learning Games	Interactive Practice	Center Activities	Tools for Instruction	<i>i-Ready Lessons</i>
Week 1: Add and Subtract Two-Digit Numbers					
<ul style="list-style-type: none"> Unit 2, Lesson 6: Add Two-Digit Numbers (Session 2)* Unit 2, Lesson 6: Add Two-Digit Numbers (Session 3)* Unit 2, Lesson 7: Subtract Two-Digit Numbers (Session 1) Unit 2, Lesson 7: Subtract Two-Digit Numbers (Session 2)* Unit 2, Lesson 7: Subtract Two-Digit Numbers (Session 3)* 	<ul style="list-style-type: none"> Hungry Fish Match Cupcake Pizza 	<ul style="list-style-type: none"> Add Two-Digit Numbers Subtract Two-Digit Numbers 	<ul style="list-style-type: none"> 100 or Not! Add and Subtract Within 100 Solve a Subtraction Equation 	<ul style="list-style-type: none"> Two-Digit Addition with Regrouping Finding 10 More and 10 Less And Two- and One-Digit Numbers Two-Digit Subtraction Add and Subtract Tens 	<ul style="list-style-type: none"> Add by Breaking Apart Two-Digit Numbers Add Within 100 on Number Lines, Part 1 Add Within 100 on Number Lines, Part 2 Subtract Within 100 on Number Lines Add to Subtract Within 100 on Number Lines, Part 1 Add to Subtract Within 100 on Number Lines, Part 2
Week 2: Word Problems with Two-Digit Numbers					
<ul style="list-style-type: none"> Unit 2, Lesson 9: Solve Word Problems with Two-Digit Numbers (Session 1) Unit 2, Lesson 9: Solve Word Problems with Two-Digit Numbers (Session 2)* Unit 2, Lesson 9: Solve Word Problems with Two-Digit Numbers (Session 3)* Unit 2, Lesson 9: Solve Word Problems with Two-Digit Numbers (Session 4)* Unit 2, Lesson 9: Solve Word Problems with Two-Digit Numbers (Session 5) 	<ul style="list-style-type: none"> Cupcake Pizza 	N/A	<ul style="list-style-type: none"> Word Problem Race 	<ul style="list-style-type: none"> Solve Subtraction Word Problems Solve Word Problems with Totals to 20 Solve One-Step Addition and Subtraction Word Problems Two-Digit Addition and Subtraction 	N/A

*Develop Session Video available.

2020 Edition Only

© 2025 Curriculum Associates, LLC. All rights reserved. | 01/25 OK | 2519850

2 Mini Units

<i>i-Ready Classroom Mathematics</i> Instructional Resources	Learning Games	Interactive Practice	Center Activities	Tools for Instruction	<i>i-Ready Lessons</i>
Week 3: Add Three-Digit Numbers					
<ul style="list-style-type: none"> Unit 3, Lesson 16: Add Three-Digit Numbers (Session 1) Unit 3, Lesson 16: Add Three-Digit Numbers (Session 2)* Unit 3, Lesson 16: Add Three-Digit Numbers (Session 3)* Unit 3, Lesson 16: Add Three-Digit Numbers (Session 4) Unit 3, Lesson 16: Add Three-Digit Numbers (Session 5) 	N/A	<ul style="list-style-type: none"> Add Three-Digit Numbers 	<ul style="list-style-type: none"> Add Three-Digit Numbers Add 10 or 100 to a Three-Digit Number Use Addition Strategies to Solve 	<ul style="list-style-type: none"> Add Three-Digit Numbers Two-Digit Addition with Regrouping Model Three-Digit Numbers Add and Subtracting 10 or 100 	<ul style="list-style-type: none"> Add Three-Digit and Two-Digit Numbers Add Three-Digit Numbers
Week 4: Subtract Three-Digit Numbers					
<ul style="list-style-type: none"> Unit 3, Lesson 17: Subtract Three-Digit Numbers (Session 1) Unit 3, Lesson 17: Subtract Three-Digit Numbers (Session 2)* Unit 3, Lesson 17: Subtract Three-Digit Numbers (Session 3)* Unit 3, Lesson 17: Subtract Three-Digit Numbers (Session 4) Unit 3, Lesson 17: Subtract Three-Digit Numbers (Session 5) 	N/A	<ul style="list-style-type: none"> Subtract Three-Digit Numbers 	<ul style="list-style-type: none"> Subtract Three-Digit Numbers Subtract 10 or 100 from a Number Use Subtraction Strategies to Solve 	<ul style="list-style-type: none"> Subtract Three-Digit Numbers Model Three-Digit Numbers Adding and Subtracting 10 or 100 Add Three-Digit Numbers 	<ul style="list-style-type: none"> Subtract Two-Digit from Three-Digit Numbers Subtract Three-Digit Numbers
Week 5: Time and Money**					
<ul style="list-style-type: none"> Unit 2, Lesson 10: Solve Word Problems Involving Money (Session 1) Unit 2, Lesson 10: Solve Word Problems Involving Money (Session 2)* Unit 2, Lesson 11: Tell and Write Time (Session 2)* Unit 2, Lesson 11: Tell and Write Time (Session 3) Unit 2, Lesson 11: Tell and Write Time (Session 4) 	<ul style="list-style-type: none"> Cupcake 	<ul style="list-style-type: none"> Solve Word Problems Involving Money Tell and Write Time 	<ul style="list-style-type: none"> Find the Value or Coins and Bills Make Change Tell Time Vocabulary Tell Time from Analog and Digital Clocks 	<ul style="list-style-type: none"> Problem Solving: Money Amounts Two-Digit Addition and Subtraction Solve Subtraction Word Problems Tell Time to the Nearest Five Minutes Tell Time to the Hour and Half-Hour 	N/A

*Develop Session Video available.

**Week 5 is optional.

2020 Edition Only

© 2025 Curriculum Associates, LLC. All rights reserved. | 01/25 OK | 2519850

2 Mini Units

<i>i-Ready Classroom Mathematics</i> Instructional Resources	Learning Games	Interactive Practice	Center Activities	Tools for Instruction	<i>i-Ready</i> Lessons
Week 6: Measurement**					
<ul style="list-style-type: none"> Unit 3, Lesson 21: Measure in Feet and Meters (Session 2)* Unit 3, Lesson 21: Measure in Feet and Meters (Session 3)* Unit 3, Lesson 21: Measure in Feet and Meters (Session 4) Unit 3, Lesson 22: <i>Understand</i> Measurement with Different Units (Session 1) Unit 3, Lesson 22: <i>Understand</i> Measurement with Different Units (Session 2)* 	N/A	N/A	<ul style="list-style-type: none"> Measure Lengths of Objects Measure with Different Units Compare Units 	<ul style="list-style-type: none"> Measure in Feet and Meters Compare Lengths Measuring Length Measure in Inches and Centimeters Measuring with Different Units 	<ul style="list-style-type: none"> Measure Lengths in Inches Measure Lengths in Centimeters Estimate Lengths in Inches Estimate Lengths in Centimeters

*Develop Session Video available.

**Week 6 is optional.

2020 Edition Only

© 2025 Curriculum Associates, LLC. All rights reserved. | 01/25 OK | 2519850

3 Mini Units

<i>i-Ready Classroom Mathematics</i> Instructional Resources	Learning Games	Interactive Practice	Center Activities	Tools for Instruction	<i>i-Ready Lessons</i>
Week 1: Add and Subtract Three-Digit Numbers					
<ul style="list-style-type: none"> Unit 1, Lesson 2: Add Three-Digit Numbers (Session 2)* Unit 1, Lesson 2: Add Three-Digit Numbers (Session 3)* Unit 1, Lesson 3: Subtract Three-Digit Numbers (Session 2)* Unit 1, Lesson 3: Subtract Three-Digit Numbers (Session 3)* Unit 1, Lesson 3: Subtract Three-Digit Numbers (Session 4)* 	<ul style="list-style-type: none"> Hungry Fish Cupcake Pizza 	<ul style="list-style-type: none"> Add Three-Digit Numbers Subtract Three-Digit Numbers 	<ul style="list-style-type: none"> Model Addition Add Within 1000 Model Subtraction Subtract Within 1000 	<ul style="list-style-type: none"> Three-Digit Addition Two-Digit Addition with Regrouping Adding and Subtracting 10 or 100 Add Three-Digit Numbers Three-Digit Subtraction Two-Digit Subtraction Subtract Three-Digit Numbers 	<ul style="list-style-type: none"> Add Three-Digit Numbers Subtract Three-Digit Numbers Add Within 1,000 on Number Lines Subtract Within 1,000 on Number Lines
Week 2: Multiplication					
<ul style="list-style-type: none"> Unit 2, Lesson 4: <i>Understand</i> the Meaning of Multiplication (Session 3) Unit 2, Lesson 8: Use Order and Grouping to Multiply (Session 2)* Unit 2, Lesson 8: Use Order and Grouping to Multiply (Session 3)* Unit 2, Lesson 8: Use Order and Grouping to Multiply (Session 4)* Unit 2, Lesson 9: Use Place Value to Multiply (Session 1) 	<ul style="list-style-type: none"> Match Cupcake Pizza 	<ul style="list-style-type: none"> Use Order and Grouping to Multiply 	<ul style="list-style-type: none"> Multiplication Vocabulary Match Multiplication Stories Multiply Three Numbers Multiply Multiples of 10 Match the Product 	<ul style="list-style-type: none"> Multiplication Concepts and Equations Adding Using Arrays Identify Even and Odd Numbers Use Order and Grouping to Multiply Multiplication Facts with 0, 1, 2, 5, and 10 Multiplication Facts with 3, 4, and 6 Use Place Value to Multiply Model Three-Digit Numbers 	<ul style="list-style-type: none"> Understand Multiplication, Part 1 Understand Multiplication, Part 2 Use Order and Grouping to Multiply Break Apart a Number to Multiply, Part 1 Break Apart a Number to Multiply, Part 2 Multiply by Multiples of 10

*Develop Session Video available.

2020 Edition Only

© 2025 Curriculum Associates, LLC. All rights reserved. | 01/25 OK | 2519850

3 Mini Units

<i>i-Ready Classroom Mathematics</i> Instructional Resources	Learning Games	Interactive Practice	Center Activities	Tools for Instruction	<i>i-Ready Lessons</i>
Week 3: Multiplication and Division					
<ul style="list-style-type: none"> Unit 2, Lesson 11: <i>Understand</i> How Multiplication and Division Are Connected (Session 2)* Unit 2, Lesson 11: <i>Understand</i> How Multiplication and Division Are Connected (Session 3) Unit 2, Lesson 12: Multiplication and Division Facts (Session 4) Unit 3, Lesson 17: Solve One-Step Word Problems Using Multiplication and Division (Session 5) Unit 3, Lesson 18: Solve Two-Step Word Problems Using the Four Operations (Session 5) 	<ul style="list-style-type: none"> Match Pizza 	<ul style="list-style-type: none"> Understand Multiplication and Division Connections Multiplication and Division Facts 	<ul style="list-style-type: none"> Use a Related Fact Find the Missing Number Use Multiplication to Solve Division Place Missing Numbers Complete a Fact Family Solve Word Problems Writing Equations Solve Two-Step Word Problems Check Reasonableness 	<ul style="list-style-type: none"> Relate Multiplication and Division Add Using Arrays Multiplication Concepts and Equations Solve Problems Involving Equal Shares Write Multiplication and Division Facts Multiplication Facts with 0, 1, 2, 5, and 10 Multiplication Facts with 3, 4, and 6 Multiply and Divide to Solve One-Step Word Problems Solve One-Step Addition and Subtraction Word Problems Write Multiplication and Division Facts Solve Two-Step Word Problems Solve Subtraction Word Problems 	<ul style="list-style-type: none"> Understand Division, Part 1 Understand Division, Part 2 Multiplication Word Problems, Part 1 Multiplication Word Problems, Part 2 Word Problems Involving Length and Money Division Word Problems, Part 1 Division Word Problems, Part 2
Week 4: Fractions					
<ul style="list-style-type: none"> Unit 4, Lesson 23: Find Equivalent Fractions (Session 2)* Unit 4, Lesson 23: Find Equivalent Fractions (Session 4)* Unit 4, Lesson 23: Find Equivalent Fractions (Session 5) Unit 4, Lesson 24: <i>Understand</i> Comparing Fractions (Session 2)* Unit 4, Lesson 24: <i>Understand</i> Comparing Fractions (Session 3) 	<ul style="list-style-type: none"> Match Bounce Cloud Machine 	<ul style="list-style-type: none"> Find Equivalent Fractions Understand Comparing Fractions 	<ul style="list-style-type: none"> Building Equivalent Fractions Fraction Comparison 	<ul style="list-style-type: none"> Find Equivalent Fractions Make Equal Shares Modeling Fractions Equivalent Fractions Understand Comparing Fractions Fractions on a Number Line 	<ul style="list-style-type: none"> Understand Equivalent Fractions Understand Comparing Fractions

*Develop Session Video available.

2020 Edition Only

© 2025 Curriculum Associates, LLC. All rights reserved. | 01/25 OK | 2519850

3 Mini Units

<i>i-Ready Classroom Mathematics</i> Instructional Resources	Learning Games	Interactive Practice	Center Activities	Tools for Instruction	<i>i-Ready Lessons</i>
Week 5: Area and Perimeter**					
<ul style="list-style-type: none"> Unit 3, Lesson 15: Multiply to Find Area (Session 3)* Unit 3, Lesson 15: Multiply to Find Area (Session 4) Unit 3, Lesson 16: Add Areas (Session 3)* Unit 3, Lesson 16: Add Areas (Session 4) Unit 5, Lesson 32: Area and Perimeter of Shapes (Session 5) 	N/A	<ul style="list-style-type: none"> Multiply to Find Area Add Areas Area and Perimeter of Shapes 	<ul style="list-style-type: none"> Area Problems Decompose to Find Area Use Perimeter an Area Vocabulary Work with Perimeter 	<ul style="list-style-type: none"> Multiply to Find Area Fill a Rectangle with Squares Multiplication Concepts and Equations Finding Area Add Areas Solve Length Word Problems Relating Area and Perimeter Measure in Feet and Meters 	N/A
Week 6: Shapes**					
<ul style="list-style-type: none"> Unit 6, Lesson 30: <i>Understand</i> Categories of Shapes (Session 2)* Unit 6, Lesson 30: <i>Understand</i> Categories of Shapes (Session 3) Unit 6, Lesson 31: Classify Quadrilaterals (Session 2)* Unit 6, Lesson 31: Classify Quadrilaterals (Session 3)* Unit 6, Lesson 31: Classify Quadrilaterals (Session 4) 	N/A	N/A	<ul style="list-style-type: none"> Geometry Vocabulary Match Quadrilaterals 	<ul style="list-style-type: none"> Categories of Shapes Defining Attributes of Shapes Draw and Describe Shapes Categories of Plane Figures 	<ul style="list-style-type: none"> Understand Categories of Shapes Classify and Compare Quadrilaterals

*Develop Session Video available.

**Weeks 5 and 6 are optional.

2020 Edition Only

© 2025 Curriculum Associates, LLC. All rights reserved. | 01/25 OK | 2519850

4 Mini Units

<i>i-Ready Classroom Mathematics</i> Instructional Resources	Learning Games	Interactive Practice	Center Activities	Tools for Instruction	<i>i-Ready Lessons</i>
Week 1: Addition and Subtraction					
<ul style="list-style-type: none"> Unit 1, Lesson 1: <i>Understand Place Value</i> (Session 3) Unit 1, Lesson 3: <i>Round Whole Numbers</i> (Session 2)* Unit 1, Lesson 3: <i>Round Whole Numbers</i> (Session 3) Unit 1, Lesson 4: <i>Add Whole Numbers</i> (Session 3)* Unit 1, Lesson 5: <i>Subtract Whole Numbers</i> (Session 3)* 	<ul style="list-style-type: none"> Zoom Hungry Fish Match Pizza 	<ul style="list-style-type: none"> Understand Place Value Add Whole Numbers Subtract Whole Numbers 	<ul style="list-style-type: none"> The Value of a Digit Expanded Form and Place Value Rounding Whole Numbers Rounding to the Same Number Add Whole Numbers Find Sums Find Differences Subtract Whole Numbers 	<ul style="list-style-type: none"> Place Value in Multi-Digit Whole Numbers Read and Write Three-Digit Numbers Compare and Order Three-Digit Numbers Rounding to the Nearest Ten or Hundred Round Multi-Digit Numbers Compare Multi-Digit Numbers Add Multi-Digit Numbers Add Three-Digit Numbers Three-Digit Addition Place Value in Multi-Digit Whole Numbers Subtract Multi-Digit Numbers Three-Digit Subtraction 	<ul style="list-style-type: none"> Place Value, Part 1 Place Value, Part 2 Round Whole Numbers Add Whole Numbers Subtract Whole Numbers
Week 2: Multiplication					
<ul style="list-style-type: none"> Unit 2, Lesson 8: <i>Multiples and Factors</i> (Session 2)* Unit 2, Lesson 8: <i>Multiples and Factors</i> (Session 3)* Unit 2, Lesson 8: <i>Multiples and Factors</i> (Session 5) Unit 3, Lesson 11: <i>Multiply by One-Digit Numbers</i> (Session 2)* Unit 3, Lesson 11: <i>Multiply by One-Digit Numbers</i> (Session 3)* 	N/A	<ul style="list-style-type: none"> Multiples and Factors Multiply by One-Digit Numbers 	<ul style="list-style-type: none"> Use Multiplication Vocabulary Using Factors and Multiples Multiplying by One-Digit Numbers 	<ul style="list-style-type: none"> Factors Multiplication Facts with 0, 1, 2, 5, and 10 Multiplication Facts with 3, 4, and 6 Write Multiplication and Division Facts Multiplying by One-Digit Numbers Use Order and Grouping to Multiply Use Place Value to Multiply 	<ul style="list-style-type: none"> Multiples Factors Multiply by One-Digit Numbers, Part 1 Multiply by One-Digit Numbers, Part 2 Multiply Two-Digit Numbers

*Develop Session Video available.

2020 Edition Only

© 2025 Curriculum Associates, LLC. All rights reserved. | 01/25 OK | 2519850

4 Mini Units

<i>i-Ready Classroom Mathematics</i> Instructional Resources	Learning Games	Interactive Practice	Center Activities	Tools for Instruction	<i>i-Ready Lessons</i>
Week 3: Division					
<ul style="list-style-type: none"> Unit 3, Lesson 14: Divide Three-Digit Numbers (Session 2)* Unit 3, Lesson 14: Divide Three-Digit Numbers (Session 3)* Unit 3, Lesson 14: Divide Three-Digit Numbers (Session 4) Unit 3, Lesson 15: Divide Four-Digit Numbers (Session 2)* Unit 3, Lesson 15: Divide Four-Digit Numbers (Session 3) 	N/A	<ul style="list-style-type: none"> Divide Three-Digit Numbers Divide Four-Digit Numbers 	<ul style="list-style-type: none"> Dividing by One-Digit Numbers Division Methods 	<ul style="list-style-type: none"> Divide Three-Digit by One-Digit Numbers Solve Problems Involving Equal Shares Relate Multiplication and Division Multiply by One-Digit Numbers Divide Four-Digit by One-Digit Numbers Divide Three-Digit by One-Digit Numbers 	<ul style="list-style-type: none"> Divide Whole Numbers, Part 1 Divide Whole Numbers, Part 2
Week 4: Fractions and Decimals					
<ul style="list-style-type: none"> Unit 4, Lesson 20: Add and Subtract Fractions (Session 4)* Unit 4, Lesson 20: Add and Subtract Fractions (Session 5) Unit 4, Lesson 24: Multiply Fractions by Whole Numbers (Session 2)* Unit 4, Lesson 24: Multiply Fractions by Whole Numbers (Session 3) Unit 4, Lesson 27: Compare Decimals (Session 3)* 	<ul style="list-style-type: none"> Zoom Cupcake Bounce Cloud Machine 	<ul style="list-style-type: none"> Add and Subtract Fractions 	<ul style="list-style-type: none"> Make a Whole! Different Ways to Show Sums Fraction Word Problems Comparing Decimals Greater Than and Less Than 	<ul style="list-style-type: none"> Add and Subtract Fractions Modeling Fractions Fractions on a Number Line Understand Fraction Addition and Subtraction Multiply a Whole Number and a Fraction Multiply and Divide to Solve One-Step Word Problems Understand Fraction Multiplication Compare Decimals to Hundredths Compare Fractions Add Tenths and Hundredths Write Fractions as Decimals 	<ul style="list-style-type: none"> Add Fractions with Like Denominators Subtract Fractions with Like Denominators Multiply a Unit Fraction by a Whole Number Multiply a Fraction by a Whole Number Compare Decimals

*Develop Session Video available.

2020 Edition Only

© 2025 Curriculum Associates, LLC. All rights reserved. | 01/25 OK | 2519850

4 Mini Units

<i>i-Ready Classroom Mathematics</i> Instructional Resources	Learning Games	Interactive Practice	Center Activities	Tools for Instruction	<i>i-Ready Lessons</i>
Week 5: Angles and Shapes**					
<ul style="list-style-type: none"> Unit 5, Lesson 30: Points, Lines, Rays, and Angles (Session 3)* Unit 5, Lesson 31: Angles (Session 2)* Unit 5, Lesson 31: Angles (Session 3)* Unit 5, Lesson 33: Classify Two-Dimensional Figures (Session 4)* Unit 5, Lesson 33: Classify Two-Dimensional Figures (Session 5) 	N/A	<ul style="list-style-type: none"> Angles 	<ul style="list-style-type: none"> Geometry Vocabulary Match Drawing for Geometry Angle Vocabulary Match Angles and Circles Measuring Angles Drawing Angles Triangle Vocabulary Match Classifying Shapes 	<ul style="list-style-type: none"> Rays and Angles Draw and Describe Shapes Categories of Shapes Measure Angles Attributes of Shapes Categories of Plane Figures 	<ul style="list-style-type: none"> Identify Points, Lines, and Rays Identify Angles Measure Angles Classify Quadrilaterals Classify Triangles
Week 6: Measurement**					
<ul style="list-style-type: none"> Unit 3, Lesson 16: Find Perimeter and Area (Session 2)* Unit 3, Lesson 16: Find Perimeter and Area (Session 3)* Unit 3, Lesson 16: Find Perimeter and Area (Session 4) Unit 4, Lesson 28: Problems about Time and Money (Session 4) Unit 4, Lesson 29: Problems about Length, Liquid Volume, and Mass (Session 5) 	N/A	<ul style="list-style-type: none"> Use Perimeter and Area Vocabulary Perimeter and Area Problems Multi-Step Money Problems Distance Problems 	<ul style="list-style-type: none"> Perimeter and Area Finding Area Multiply to Find Area Relating Area and Perimeter Solve Measurement Word Problems Solve Two-Step Word Problems Find Equivalent Measurements Write Fractions as Decimals Problems about Length, Liquid, Volume, Mass, and Weight Write Fractions as Word Problems 	N/A	<ul style="list-style-type: none"> Add Fractions with Like Denominators Subtract Fractions with Like Denominators Multiply a Unit Fraction by a Whole Number Multiply a Fraction by a Whole Number Compare Decimals

*Develop Session Video available.

**Weeks 5 and 6 are optional.

2020 Edition Only

© 2025 Curriculum Associates, LLC. All rights reserved. | 01/25 OK | 2519850

5 Mini Units

<i>i-Ready Classroom Mathematics</i> Instructional Resources	Learning Games	Interactive Practice	Center Activities	Tools for Instruction	<i>i-Ready Lessons</i>
Week 1: Multiply Multi-Digit Numbers and Decimals					
<ul style="list-style-type: none"> Unit 1, Lesson 4: Multiply Multi-Digit Numbers (Session 1)* Unit 1, Lesson 4: Multiply Multi-Digit Numbers (Session 2)* Unit 1, Lesson 4: Multiply Multi-Digit Numbers (Session 3)* Unit 3, Lesson 15: Multiply a Decimal by a Whole Number (Session 2)* Unit 3, Lesson 16: Multiply Decimals (Session 3)* 	N/A	<ul style="list-style-type: none"> Multiply Multi-Digit Numbers 	<ul style="list-style-type: none"> Use Multiplication Vocabulary Equivalent Multiplication Expressions Cover Up Multiply Decimal Multiplication Slam Represent Decimal Products 	<ul style="list-style-type: none"> Multiply by Multi-Digit Numbers Use Place Value to Multiply Multiply by One-Digit Numbers Multiply by Two-Digit Numbers Multiply a Decimal by a Whole Number Place Value in Whole Numbers and Decimals Multiply Decimals 	<ul style="list-style-type: none"> Multiply Whole Numbers Multiply a Decimal by a Whole Number Multiply a Decimal by a Decimal
Week 2: Divide Multi-Digit Numbers and Decimals					
<ul style="list-style-type: none"> Unit 1, Lesson 5: Divide Multi-Digit Numbers (Session 1) Unit 1, Lesson 5: Divide Multi-Digit Numbers (Session 2)* Unit 1, Lesson 5: Divide Multi-Digit Numbers (Session 3)* Unit 3, Lesson 17: Divide Decimals (Session 2)* Unit 3, Lesson 17: Divide Decimals (Session 3)* 	N/A	<ul style="list-style-type: none"> Divide Multi-Digit Numbers Divide Decimals 	<ul style="list-style-type: none"> Division with Area Models Solve Area Problems with Division Cover Up Division 	<ul style="list-style-type: none"> Divide Multi-Digit Numbers Multiply One-Digit Numbers Divide Three-Digit by One-Digit Numbers Divide Four-Digit by One-Digit Numbers Divide Decimals Place Value in Whole Numbers and Decimals Multiply Decimals 	<ul style="list-style-type: none"> Divide by Two-Digit Numbers, Part 1 Divide by Two-Digit Numbers, Part 2 Divide a Whole Number by a Decimal Divide a Decimal by a Decimal Divide a Decimal by a Whole Number

*Develop Session Video available.

2020 Edition Only

© 2025 Curriculum Associates, LLC. All rights reserved. | 01/25 OK | 2519850

5 Mini Units

<i>i-Ready Classroom Mathematics</i> Instructional Resources	Learning Games	Interactive Practice	Center Activities	Tools for Instruction	<i>i-Ready Lessons</i>
Week 3: Decimal and Fraction Addition and Subtraction					
<ul style="list-style-type: none"> Unit 2, Lesson 10: Add Decimals (Session 2)* Unit 2, Lesson 11: Subtract Decimals (Session 3)* Unit 2, Lesson 12: Add Fractions (Session 3)* Unit 2, Lesson 13: Subtract Fractions (Session 2)* Unit 2, Lesson 13: Subtract Fractions (Session 3)* 	<ul style="list-style-type: none"> Cupcake Pizza Cloud Machine 	<ul style="list-style-type: none"> Add Decimals Subtract Decimals Add Fractions Subtract Fractions 	<ul style="list-style-type: none"> Decimal Addition Match Decimal Subtraction Match Fraction Addition: True or False! Fraction Subtraction: True or False! 	<ul style="list-style-type: none"> Add Decimals Add Multi-Digit Numbers Place Value in Whole Numbers and Decimals Read and Write Decimals to the Thousandths Subtract Decimals Subtract Multi-Digit Numbers Add Fractions with Unlike Denominators Equivalent Fractions Add and Subtract Fractions Add and Subtract Mixed Numbers Subtract Fractions and Mixed Numbers with Unlike Denominators 	<ul style="list-style-type: none"> Add Decimals Subtract Decimals Fraction Addition with Unlike Denominators Add Mixed Numbers with Unlike Denominators Fraction Subtraction with Unlike Denominators Subtract Mixed Numbers with Unlike Denominators
Week 4: Fraction Multiplication and Division					
<ul style="list-style-type: none"> Unit 3, Lesson 18: Fractions as Division (Session 2)* Unit 3, Lesson 20: Multiply Fractions to Find Area (Session 2)* Unit 3, Lesson 20: Multiply Fractions to Find Area (Session 3)* Unit 3, Lesson 23: <i>Understand</i> Division with Unit Fractions (Session 1) Unit 3, Lesson 23: <i>Understand</i> Division with Unit Fractions (Session 2)* Unit 3, Lesson 23: <i>Understand</i> Division with Unit Fractions (Session 3) 	<ul style="list-style-type: none"> Cupcake Pizza Cloud Machine 	<ul style="list-style-type: none"> Fractions as Division Multiply Fractions to Find Area Understand Division with Unit Fractions 	<ul style="list-style-type: none"> Fractions as Quotients Relate Situations to Fractional Quotients Tile Dimensions Quotients—Greater Than 1 or Less Than 1? 	<ul style="list-style-type: none"> Interpreting Fractions as Division Solve Problems Involving Equal Shares Understand Fraction Multiplication Multiply a Whole Number and a Fraction Multiply Fractions Multiply to Find Area Dividing with Unit Fractions Relate Multiplication and Division 	<ul style="list-style-type: none"> Understand Fractions as Division Multiply a Unit Fraction by a Unit Fraction Multiply a Fraction by a Fraction Divide a Whole Number by a Unit Fraction Divide a Unit Fraction by a Whole Number

*Develop Session Video available.

2020 Edition Only

© 2025 Curriculum Associates, LLC. All rights reserved. | 01/25 OK | 2519850

5 Mini Units

<i>i-Ready Classroom Mathematics</i> Instructional Resources	Learning Games	Interactive Practice	Center Activities	Tools for Instruction	<i>i-Ready</i> Lessons
Week 5: Volume and Measurement Conversions**					
<ul style="list-style-type: none"> Unit 1, Lesson 3: Find Volume Using Formulas (Session 1) Unit 1, Lesson 3: Find Volume Using Formulas (Session 2)* Unit 1, Lesson 3: Find Volume Using Formulas (Session 3)* Unit 1, Lesson 3: Find Volume Using Formulas (Session 4) 	N/A	<ul style="list-style-type: none"> Find Volume Using Formulas 	<ul style="list-style-type: none"> Use Volume Vocabulary Volume of Composite Figures 	<ul style="list-style-type: none"> Calculate Volume Perimeter and Area Volume Concept Measure Volume 	<ul style="list-style-type: none"> Understand and Measure Volume
Week 6: Expressions and Patterns**					
<ul style="list-style-type: none"> Unit 5, Lesson 30: Evaluate, Write, and Interpret Expressions (Session 3)* Unit 5, Lesson 30: Evaluate, Write, and Interpret Expressions (Session 4) Unit 5, Lesson 33: Analyze Patterns and Relationships (Session 2)* Unit 5, Lesson 33: Analyze Patterns and Relationships (Session 3)* Unit 5, Lesson 33: Analyze Patterns and Relationships (Session 4) 	N/A	<ul style="list-style-type: none"> Evaluate, Write, and Interpret Expressions Analyze Patterns and Relationships 	<ul style="list-style-type: none"> Less Than, Equal To, Greater Than Make It True Write a Numerical Expression Find the Expression Use Number Sequence Vocabulary Plot Points 	<ul style="list-style-type: none"> Write and Evaluate Expressions with Grouping Symbols Solve Comparison Problems Solve Multi-Step Word Problems Understand Fraction Multiplication Numerical Patterns and Relationships Patterns in Addition and Multiplication Numeric Patterns Graph Points in the First Quadrant 	<ul style="list-style-type: none"> Evaluate, Write, and Interpret Expressions

*Develop Session Video available.

**Weeks 5 and 6 are optional.

2020 Edition Only

© 2025 Curriculum Associates, LLC. All rights reserved. | 01/25 OK | 2519850

6 Mini Units

<i>i-Ready Classroom Mathematics</i> Instructional Resources	Learning Games	Interactive Practice	Center Activities	Tools for Instruction	<i>i-Ready Lessons</i>
Week 1: Ratio Reasoning: Unit Rates and Percents					
<ul style="list-style-type: none"> Unit 4, Lesson 16: Use Unit Rates to Solve Problems (Session 2)* Unit 4, Lesson 16: Use Unit Rates to Solve Problems (Session 3)* Unit 4, Lesson 16: Use Unit Rates to Solve Problems (Session 4)* Unit 4, Lesson 18: Use Percents to Solve Problems (Session 2)* Unit 4, Lesson 18: Use Percents to Solve Problems (Session 3)* 	<ul style="list-style-type: none"> Match 	<ul style="list-style-type: none"> Use Unit Rates to Solve Problems Use Percents to Solve Problems 	<ul style="list-style-type: none"> Use Ratio and Rate Vocabulary Percent 4-in-a-Row 	<ul style="list-style-type: none"> Use Ratio Tables to Solve Problems Solve Multi-Step Unit Conversion Word Problems Find Equivalent Ratios Visualize Rate Find the Whole from a Part and a Percent Relate Fractions and Percents 	<ul style="list-style-type: none"> Solve Problems with Ratios and Unit Rates Solve Problems with Measurement Conversions Solve Problems with Percent
Week 2: Base-Ten Operations, Division with Fractions					
<ul style="list-style-type: none"> Unit 1, Lesson 6: Find Greatest Common Factor and Least Common Multiple (Session 2)* Unit 1, Lesson 6: Find Greatest Common Factor and Least Common Multiple (Session 3)* Unit 2, Lesson 7: Add, Subtract, and Multiply Multi-Digit Decimals (Session 3)* Unit 2, Lesson 8: Divide Whole-Number and Multi-Digit Decimals (Session 4)* Unit 2, Lesson 10: Divide Fractions (Session 2)* 	<ul style="list-style-type: none"> Hungry Fish Match 	<ul style="list-style-type: none"> Find Greatest Common Factor and Least Common Multiple Add, Subtract, and Multiply Multi-Digit Decimals Divide Whole Number and Multi-Digit Decimals Divide Fractions 	<ul style="list-style-type: none"> Find GCF and LCM Number Tiles: Compute with Decimals Card Fill Up: Decimal Division Use Fraction Division Vocabulary 	<ul style="list-style-type: none"> Find the Least Common Multiple Find the Greatest Common Factor Factors Write and Evaluate Expressions with Grouping Symbols Multiply Multi-Digit Decimals Add Decimals Subtract Decimals Multiply Decimals Divide Multi-Digit Numbers Place Value in Whole Number and Decimals Divide Decimals Divide Fractions Dividing Unit Fractions Dividing Unit Fractions to Solve Word Problems Understand Division with Fractions 	<ul style="list-style-type: none"> Greatest Common Factor (GCF) Least Common Multiple (LCM) Understand the Standard Algorithm for Division Divide Whole Numbers Using the Standard Algorithm Divide Decimals Using the Standard Algorithm Divide Fractions: Whole-Number Quotients Divide Fractions: Fractional Quotients Divide Fractions: Use an Algorithm

*Develop Session Video available.

2020 Edition Only

© 2025 Curriculum Associates, LLC. All rights reserved. | 01/25 OK | 2519850

6 Mini Units

<i>i-Ready Classroom Mathematics</i> Instructional Resources	Learning Games	Interactive Practice	Center Activities	Tools for Instruction	<i>i-Ready Lessons</i>
Week 3: Positive and Negative Numbers and the Coordinate Plane					
<ul style="list-style-type: none"> Unit 6, Lesson 24: Order Positive and Negative Numbers (Session 1) Unit 6, Lesson 24: Order Positive and Negative Numbers (Session 2)* Unit 6, Lesson 27: Understand the Four-Quadrant Coordinate Plane (Session 2)* Unit 6, Lesson 28: Solve Problems in the Coordinate Plane (Session 2)* Unit 6, Lesson 28: Solve Problems in the Coordinate Plane (Session 3)* 	<ul style="list-style-type: none"> Zoom 	<ul style="list-style-type: none"> Order Positive and Negative Numbers Understand the Four-Quadrant Coordinate Plane Solve Problems in the Coordinate Plane 	<ul style="list-style-type: none"> Number Sense Quadrant Quest The Greatest Distance 	<ul style="list-style-type: none"> Compare Positive and Negative Rational Numbers Compare Fractions Compare Decimals to Hundredths Understand Positive and Negative Numbers Points in a Coordinate Plane Understand the Coordinate Plane Understand Positive and Negative Numbers Understand and Apply Absolute Value Find Perimeter and Area of a Shape in the Coordinate Plane 	<ul style="list-style-type: none"> Order Positive and Negative Numbers Understand the Four-Quadrant Coordinate Plane Distance in the Coordinate Plane
Week 4: Expressions and Equations					
<ul style="list-style-type: none"> Unit 1, Lesson 5: Write and Evaluate Expressions with Exponents (Session 2)* Unit 1, Lesson 5: Write and Evaluate Expressions with Exponents (Session 3)* Unit 5, Lesson 19: Write and Identify Equivalent Expressions (Session 4)* Unit 5, Lesson 21: Write and Solve One-Variable Equations (Session 4)* Unit 6, Lesson 26: Write and Graph One-Variable Inequalities (Session 5) 	N/A	<ul style="list-style-type: none"> Write and Evaluate Expressions with Exponents Write and Identify Equivalent Expressions Write and Solve One-Variable Equations Write and Graph One-Variable Inequalities 	<ul style="list-style-type: none"> Evaluate Expressions with Exponents Match Expressions Equation Writing High-Point Inequalities 	<ul style="list-style-type: none"> Evaluate Expressions Containing Exponents Powers of Ten Write and Evaluate Expressions with Grouping Symbols Evaluate Variable Expressions Write Equivalent Expressions Find the Least Common Multiple Find the Greatest Common Factor Solve Equations Test Solutions of Equations Represent Inequalities on Number Lines Understand Positive and Negative Numbers Compare Positive and Negative Rational Numbers Understand and Apply Absolute Value 	<ul style="list-style-type: none"> Numerical Expressions with Exponents Algebraic Expressions with Exponents Equivalent Expressions & the Distributive Property Equivalent Expressions & Properties of Addition Write and Solve Addition Equations Write and Solve Multiplication Equations Understand Inequalities Write and Solve Inequalities

*Develop Session Video available.

2020 Edition Only

© 2025 Curriculum Associates, LLC. All rights reserved. | 01/25 OK | 2519850

6 Mini Units

<i>i-Ready Classroom Mathematics</i> Instructional Resources	Learning Games	Interactive Practice	Center Activities	Tools for Instruction	<i>i-Ready Lessons</i>
Week 5: Geometry**					
<ul style="list-style-type: none"> Unit 1, Lesson 1: Find the Area of a Parallelogram (Session 3) Unit 1, Lesson 2: Find the Area of Triangles and Other Polygons (Session 4) Unit 1, Lesson 3: Use Nets to Find Surface Area (Session 2)* Unit 1, Lesson 3: Use Nets to Find Surface Area (Session 3)* Unit 2, Lesson 11: Solve Volume Problems with Fractions (Session 3)* 	<ul style="list-style-type: none"> Find the Area of a Parallelogram Find the Area of Triangles and Other Polygons Use Nets to Find Surface Area Solve Volume Problems with Fractions 	<ul style="list-style-type: none"> Parallelogram Area Puzzle Find the Polygon Match Nets with Shapes and Surface Area Match Volume Cards 	<ul style="list-style-type: none"> Find the Area of a Parallelogram Perimeter and Area Multiply Fractions Find the Area of the Plane Figures Surface Area and Nets Volume of Right Rectangular Prisms Volume Concepts Calculate Volume Divide Fractions 	<ul style="list-style-type: none"> Find the Area of Parallelograms Find the Area of Triangles Find the Area of Polygons Use Nets to Find Surface Area 	<ul style="list-style-type: none"> Order Positive and Negative Numbers Understand the Four-Quadrant Coordinate Plane Distance in the Coordinate Plane
Week 6: Statistics and Probability**					
<ul style="list-style-type: none"> Unit 7, Lesson 29: Understand Statistical Questions and Data Distributions (Session 2)* Unit 7, Lesson 30: Use Dot Plots and Histograms to Describe Data Distributions (Session 4) Unit 7, Lesson 31: Interpret Median and Interquartile Range in Box Plots (Session 4) Unit 7, Lesson 32: Interpret Mean and Mean Absolute Deviation (Session 4) Unit 7, Lesson 33: Use Measures of Center and Variability to Summarize Data (Session 4) 	<ul style="list-style-type: none"> Understand Statistical Questions and Data Distributions Use Dot Plots and Histograms to Describe Data Distributions Interpret Median and Interquartile Range in Box Plots Interpret Mean and Mean Absolute Deviation Use Measures of Center and Variability to Summarize Data 	<ul style="list-style-type: none"> Match Questions and Distributions Use Vocabulary for Data Distributions Find the Box Plot Find the Mean and MAD Use Vocabulary for Summarizing Data Sets 	<ul style="list-style-type: none"> Understand Statistical Questions Using Line Plots Solve Problems with Fractional Measurement Data Dot Plots and Histograms Create and Interpret a Box Plot Find the Mean and Absolute Deviation (MAD) 	<ul style="list-style-type: none"> Understand Statistical Questions Dot Plots Box Plots Medians and Quartiles Mean and Mean Absolute Deviation 	<ul style="list-style-type: none"> Numerical Expressions with Exponents Algebraic Expressions with Exponents Equivalent Expressions & the Distributive Property Equivalent Expressions & Properties of Addition Write and Solve Addition Equations Write and Solve Multiplication Equations Understand Inequalities Write and Solve Inequalities

*Develop Session Video available.

**Weeks 5 and 6 are optional.

2020 Edition Only

7 Mini Units

<i>i-Ready Classroom Mathematics</i> Instructional Resources	Learning Games	Interactive Practice	Center Activities	Tools for Instruction	<i>i-Ready Lessons</i>
Week 1: Proportional Relationships: Ratios and Rates					
<ul style="list-style-type: none"> Unit 1, Lesson 2: Find Unit Rates Involving Ratios of Fractions (Session 2)* Unit 1, Lesson 3: Understand Proportional Relationships (Session 2)* Unit 1, Lesson 3: Understand Proportional Relationships (Session 3) Unit 1, Lesson 4: Represent Proportional Relationships (Session 2)* Unit 1, Lesson 4: Represent Proportional Relationships (Session 3)* 	N/A	<ul style="list-style-type: none"> Find Unit Rates Involving Ratios of Fractions Understand Proportional Relationships Represent Proportional Relationships 	<ul style="list-style-type: none"> Use Vocabulary for Unit Rates and Fractions Proportion Tic Tac Toe Proportional Relationships Go Fish 	<ul style="list-style-type: none"> Fractions, Division, and Unit Rates Dividing with Unit Fractions Understand Ratios Visualize Rate Model Proportional Relationships Use Ratio Tables to Solve Problems Identify Proportional Relationships 	<ul style="list-style-type: none"> Unit Rates for Ratios with Fractions, Part 1 Unit Rates for Ratios with Fractions, Part 2 Understand Proportional Relationships Write Equations for Proportional Relationships
Week 2: Numbers and Operations					
<ul style="list-style-type: none"> Unit 2, Lesson 7: Understand Addition with Negative Integers (Session 2)* Unit 2, Lesson 8: Add with Negative Numbers (Session 3)* Unit 2, Lesson 10: Add and Subtract Positive and Negative Numbers (Session 3)* Unit 3, Lesson 12: Multiply and Divide with Negative Numbers (Session 2)* Unit 3, Lesson 12: Multiply and Divide with Negative Numbers (Session 3)* 	<ul style="list-style-type: none"> Match Hungry Fish 	<ul style="list-style-type: none"> Understand Addition with Negative Integers Add with Negative Numbers Add and Subtract Positive and Negative Numbers Multiply and Divide with Negative Numbers 	<ul style="list-style-type: none"> Adding Integers Go Fish Mixing Chemicals: Addition with Negative Numbers Ocean Addition and Subtraction First Five Equations: Multiplication and Division 	<ul style="list-style-type: none"> Add Positive and Negative Integers Understand Positive and Negative Numbers Understand and Apply Absolute Value Add Fractions with Unlike Denominators Add and Subtract Positive and Negative Numbers Add Positive and Negative Numbers Subtract Positive and Negative Integers Divide Positive and Negative Numbers Multiply Fractions Divide Fractions Multiply Positive and Negative Numbers 	<ul style="list-style-type: none"> Understand Addition with Integers Understand Subtraction with Integers Strategies to Add and Subtract Integers Add and Subtract Rationals Strategies to Add and Subtract Rationals Multiply Integers Divide Integers Multiply and Divide Rationals

*Develop Session Video available.

2020 Edition Only

© 2025 Curriculum Associates, LLC. All rights reserved. | 01/25 OK | 2519850

7 Mini Units

<i>i-Ready Classroom Mathematics</i> Instructional Resources	Learning Games	Interactive Practice	Center Activities	Tools for Instruction	<i>i-Ready Lessons</i>
Week 3: Algebraic Thinking: Expressions, Equations, and Inequalities					
<ul style="list-style-type: none"> Unit 3, Lesson 15: Write Equivalent Expressions Involving Rational Numbers (Session 2)* Unit 3, Lesson 15: Write Equivalent Expressions Involving Rational Numbers (Session 3)* Unit 3, Lesson 16: Understand Reasons for Rewriting Expressions (Session 2)* Unit 3, Lesson 17: Understand Multi-Step Equations (Session 2)* Unit 3, Lesson 18: Write and Solve Multi-Step Equations (Session 4) 	N/A	<ul style="list-style-type: none"> Write Equivalent Expressions Involving Rational Numbers Understand Reasons for Rewriting Expressions Understand Multi-Step Equations Write and Solve Multi-Step Equations 	<ul style="list-style-type: none"> Match the Expression Situation Match-Up Use Vocabulary for Solving One-Variable Equations Write and Solve Algebraic Equations 	<ul style="list-style-type: none"> Write Equivalent Linear Expressions Write and Evaluate Expressions with Grouping Symbols Evaluate Variable Expressions Write Equivalent Expressions Analyze Relationships in Equivalent Expressions Write Equivalent Linear Expressions Evaluate Variable Expressions Test Solutions of Equations Write Equations to Solve Problems Solve Equations Solve Problems with Rational Numbers Model and Solve One-Variable Equations 	<ul style="list-style-type: none"> Equivalent Linear Expressions Reasons for Equivalent Linear Expressions Understand Multi-Step Equations Solve Multi-Step Equations, Part 1 Solve Multi-Step Equations, Part 2 Write and Solve Multi-Step Equations
Week 4: Inequalities and Percents					
<ul style="list-style-type: none"> Unit 4, Lesson 19: Write and Solve Inequalities (Session 2)* Unit 4, Lesson 19: Write and Solve Inequalities (Session 3)* Unit 5, Lesson 20: Solve Problems Involving Percents (Session 5) Unit 5, Lesson 21: Solve Problems Involving Percent Change and Percent Error (Session 2)* Unit 5, Lesson 21: Solve Problems Involving Percent Change and Percent Error (Session 4) 	<ul style="list-style-type: none"> Cupcake 	<ul style="list-style-type: none"> Write and Solve Inequalities Solve Problems Involving Percents Solve Problems Involving Percent Change and Percent Error 	<ul style="list-style-type: none"> Inequality Bingo Use Markdowns Find Percent Change 	<ul style="list-style-type: none"> Solve and Graph Linear Inequalities Represent Inequalities on Number Lines Solve Problems with Rational Numbers Write Equations to Solve Problems Multi-Step Percent Problems Find the Whole from a Part and a Percent Solve Multi-Step Ratio Problems Find Percent Change 	<ul style="list-style-type: none"> Understand Solutions of Inequalities Solve Inequalities Solve Problems with Inequalities Solve Percent Problems, Part 1 Solve Percent Problems, Part 2 Solve Percent Problems, Part 3 Percent Change

*Develop Session Video available.

2020 Edition Only

© 2025 Curriculum Associates, LLC. All rights reserved. | 01/25 OK | 2519850

7 Mini Units

<i>i-Ready Classroom Mathematics</i> Instructional Resources	Interactive Practice	Center Activities	Tools for Instruction	<i>i-Ready Lessons</i>
Week 5: Geometry**				
<ul style="list-style-type: none"> Unit 6, Lesson 28: Find Unknown Angle Measures (Session 2)* Unit 6, Lesson 28: Find Unknown Angle Measures (Session 3)* Unit 6, Lesson 25: Solve Problems Involving Area and Surface Area (Session 4)* Unit 1, Lesson 6: Solve Area and Circumference Problems Involving Circles (Session 4)* Unit 6, Lesson 26: Solve Problems Involving Volume (Session 4) 	<ul style="list-style-type: none"> Find Unknown Angle Measures Solve Problems Involving Area and Surface Area Solve Area and Circumference Problems Involving Circles Solve Problems Involving Volume 	<ul style="list-style-type: none"> Use Angle Vocabulary Match Prisms with Surface Area Use Circle Vocabulary Find the Missing Volume Label 	<ul style="list-style-type: none"> Find Unknown Angle Measures Write Equations to Solve Problems Area of Composite Shapes Find the Area of a Parallelogram Find the Area of Plane Figures Surface Area and Nets Relate π and the Diameter of a Circle Multiply Fractions Volume of Prisms Volume Concepts Calculate Volume Volume of Right Rectangular Prisms 	<ul style="list-style-type: none"> Understand Angle Relationships Area and Surface Area Understand Area and Circumference of a Circle Volume of Right Prisms and Composite Figures
Week 6: Statistics and Probability**				
<ul style="list-style-type: none"> Unit 5, Lesson 22: Understand Random Sampling (Session 2)* Unit 5, Lesson 23: Reason about Random Samples (Session 2)* Unit 5, Lesson 23: Reason about Random Samples (Session 3)* Unit 7, Lesson 32: Solve Problems Involving Probability Models (Session 4) Unit 7, Lesson 33: Solve Problems Involving Compound Events (Session 4)* 	<ul style="list-style-type: none"> Understand Random Sampling Reason about Random Samples Solve Problem Involving Probability Models Solve Problems Involving Compound Events 	<ul style="list-style-type: none"> Use Vocabulary for Random Sampling Make Inferences about Samples Spinner Go Fish Compound Event Bingo 	<ul style="list-style-type: none"> Random Sampling Solve Problems with Fractional Measurement Data Understand Statistical Questions Dot Plots and Histograms Make Inferences from a Random Sample Compare Theoretical and Experimental Probabilities Find Equivalent Ratios Solve Multi-Step Ratio Problems Probability Experiment Compound Events 	<ul style="list-style-type: none"> Understand Random Sampling Make Inferences about Populations Using Samples Compare Populations

*Develop Session Video available.

**Weeks 5 and 6 are optional.

2020 Edition Only

© 2025 Curriculum Associates, LLC. All rights reserved. | 01/25 OK | 2519850

8 Mini Units

<i>i-Ready Classroom Mathematics</i> Instructional Resources	Interactive Practice	Center Activities	Tools for Instruction	<i>i-Ready Lessons</i>
Week 1: Integer Exponents				
<ul style="list-style-type: none"> Unit 5, Lesson 20: Apply Exponent Properties for All Integer Exponents (Session 4) Unit 5, Lesson 22: Work with Scientific Notation (Session 5) Unit 6, Lesson 23: Find Square Roots and Cube Roots to Solve Problems (Session 4) Unit 6, Lesson 24: Express Rational Numbers as Fractions and Decimals (Session 3) Unit 6, Lesson 25: Find Rational Approximations of Irrational Numbers (Session 4) 	<ul style="list-style-type: none"> Apply Exponent Properties for All Integer Exponents Work with Scientific Notation Find Square Roots and Cube Roots to Solve Problems Express Rational Numbers as Fractions and Decimals Find Rational Approximations of Irrational Numbers 	<ul style="list-style-type: none"> Expressions with Integer Exponents Use Scientific Notation Vocabulary Four Square Roots and Cube Roots in a Row Convert Repeating Decimals Irrational Go Between 	<ul style="list-style-type: none"> Negative Exponents Evaluate Expressions Containing Exponents Exponent Properties Add and Subtract with Scientific Notation Solve Problems with Rational Numbers Compare and Estimate with Powers of 10 Solve Equations Using Square and Cube Roots Test Solutions of Equations Solve Equations Solve Equations with the Variable on Both Sides Write a Repeating Decimal as a Fraction Write Fractions as Decimals Approximate and Order Irrational Numbers 	<ul style="list-style-type: none"> Properties of Positive Integer Exponents, Part 1 Properties of Positive Integer Exponents, Part 2 Properties of Zero and Negative Exponents Find Square Roots and Cube Roots to Solve Problems
Week 2: Functions				
<ul style="list-style-type: none"> Unit 4, Lesson 15: Understand Functions (Session 2)* Unit 4, Lesson 16: Use Functions to Model Linear Relationships (Session 2)* Unit 4, Lesson 16: Use Functions to Model Linear Relationships (Session 4)* Unit 4, Lesson 17: Compare Different Representations of Functions (Session 4) Unit 4, Lesson 18: Analyze Functional Relationships Qualitatively (Session 4) 	<ul style="list-style-type: none"> Understand Functions Use Functions to Model Linear Relationships Compare Different Representations of Functions Analyze Functional Relationships Qualitatively 	<ul style="list-style-type: none"> Use Function Vocabulary Find the Function Compare Functions Graphs and Stories 	<ul style="list-style-type: none"> Linear and Nonlinear Functions Identify Proportional Relationships Write Equations to Solve Problems The Equation of a Line Write the Equation of a Function Slope and Unit Rate Linear and Nonlinear Functions Compare Slope and Initial Value of Functions Analyze Described Qualitatively 	<ul style="list-style-type: none"> Understand Functions Linear Functions: Rate of Change and Initial Value Linear Functions: Model from Two Points Linear Functions: Model from a Verbal Description Compare Functions

*Develop Session Video available.

2020 Edition Only

© 2025 Curriculum Associates, LLC. All rights reserved. | 01/25 OK | 2519850

8 Mini Units

<i>i-Ready Classroom Mathematics</i> Instructional Resources	Interactive Practice	Center Activities	Tools for Instruction	<i>i-Ready Lessons</i>
Week 3: Linear Relationships and Slope				
<ul style="list-style-type: none"> Unit 3, Lesson 8: Graph Proportional Relationships and Define Slope (Session 3)* Unit 3, Lesson 9: Derive and Graph Linear Equations of the Form $y = mx + b$ (Session 2)* Unit 3, Lesson 9: Derive and Graph Linear Equations of the Form $y = mx + b$ (Session 4)* Unit 3, Lesson 10: Solve Linear Equations in One Variable (Session 4) Unit 3, Lesson 11: Determine the Number of Solutions to One-Variable Equations (Session 3)* 	<ul style="list-style-type: none"> Graph Proportional Relationships and Define Slope Derive and Graph Linear Equations of the Form $y = mx + b$ Solve Linear Equations in One Variable Determine the Number of Solutions to One-Variable Equations 	<ul style="list-style-type: none"> Find the Slope Use Slope-Intercept Vocabulary Match the Solution Write an Equation 	<ul style="list-style-type: none"> Slope and Unit Rate Unit Ratio Tables to Solve Problems Identify Proportional Relationships Dilation and Similar Figures The Equation of a Line Model Proportional Relationships Solve Equations with the Variable on Both Sides Solve Equations Solve Problems with Rational Numbers Write Equations to Solve Problems Solutions of Linear Equations Test Solutions of Equations Write Equivalent Linear Expressions 	<ul style="list-style-type: none"> Proportional Relationships and Slope Derive Linear Equations Graph Linear Equations Solve Linear Equations Number of Solutions for Linear Equations
Week 4: System of Equations				
<ul style="list-style-type: none"> Unit 3, Lesson 12: Understand Systems of Linear Equations in Two Variables (Session 1) Unit 3, Lesson 13: Solve System of Linear Equations Algebraically (Session 2)* Unit 3, Lesson 13: Solve System of Linear Equations Algebraically (Session 3)* Unit 3, Lesson 13: Solve System of Linear Equations Algebraically (Session 4)* Unit 3, Lesson 14: Represent and Solve Problems with Systems of Linear Equations (Session 4) 	<ul style="list-style-type: none"> Understand Systems of Linear Equations in Two Variables Solve System of Linear Equations Algebraically Represent and Solve Problems with Systems of Linear Equations 	<ul style="list-style-type: none"> Make Systems of Equations Find Four Solutions Match Scenarios and Systems 	<ul style="list-style-type: none"> Solutions of Systems of Linear Equations Test Solutions of Equations The Equation of a Line Solutions of Linear Equations Solve Systems of Equations by Substitution Write Equations to Solve Problems Solve Equations with the Variable on Both Sides Solve Real-World Systems of Equations Relate Independent and Dependent Variables 	<ul style="list-style-type: none"> Understand Systems of Linear Equations Graph Systems of Linear Equations Solve Systems of Linear Equations: Substitution Solve Systems of Linear Equations: Elimination

*Develop Session Video available.

2020 Edition Only

© 2025 Curriculum Associates, LLC. All rights reserved. | 01/25 OK | 2519850

8 Mini Units

<i>i-Ready Classroom Mathematics</i> Instructional Resources	Interactive Practice	Center Activities	Tools for Instruction	<i>i-Ready Lessons</i>
Week 5: Geometry**				
<ul style="list-style-type: none"> Unit 1, Lesson 1: Understand Right Transformations and Their Properties (Session 2)* Unit 1, Lesson 2: Work with Single Rigid Transformations in the Coordinate Plane (Session 5) Unit 1, Lesson 3: Work with Sequences of Transformations and Congruence (Session 4) Unit 2, Lesson 5: Perform and Describe Transformations Involving Dilations (Session 2)* Unit 2, Lesson 6: Describe Angle Relationships (Session 4) 	<ul style="list-style-type: none"> Understand Right Transformations and Their Properties Work with Single Rigid Transformations in the Coordinate Plane Work with Sequences of Transformations and Congruence Perform and Describe Transformations Involving Dilations Describe Angle Relationships 	<ul style="list-style-type: none"> Identify Rigid Transformations Hidden Transformations Identify Sequences of Transformations Identify Sequences of Transformations with Dilations Identify Pairs of Angles 	<ul style="list-style-type: none"> Rigid Transformations Find Unknown Angle Measures Triangle Side Lengths Transformations and Congruence Find Perimeter and Area of a Shape in the Coordinate Plane Sequences of Transformations Find Perimeter and Area of a Shape in the Coordinate Plane Dilation and Similar Figures Identify Proportional Relationships Dilations Parallel Lines, Transversals, and Angles Find Unknown Angle Measures 	<ul style="list-style-type: none"> Understand Rigid Transformations Translations Reflections Rotations Dilations and Similarity Dilations in the Coordinate Plane Describe Angle Relationships
Week 6: Pythagorean Theorem and Volume**				
<ul style="list-style-type: none"> Unit 6, Lesson 26: Understand the Pythagorean Theorem and Its Converse (Session 2)* Unit 6, Lesson 27: Apply the Pythagorean Theorem (Session 2)* Unit 6, Lesson 27: Apply the Pythagorean Theorem (Session 4)* Unit 6, Lesson 28: Solve Problems with Volumes of Cylinders, Cones, and Spheres (Session 2)* Unit 6, Lesson 28: Solve Problems with Volumes of Cylinders, Cones, and Spheres (Session 3)* 	<ul style="list-style-type: none"> Understand the Pythagorean Theorem and Its Converse Apply the Pythagorean Theorem Solve Problems with Volumes of Cylinders, Cones, and Spheres 	<ul style="list-style-type: none"> Use Pythagorean Theorem Vocabulary Find Pythagorean Triples Use Volume Vocabulary for Cylinders, Cones, and Spheres 	<ul style="list-style-type: none"> Proof of the Pythagorean Theorem Areas of Composite Shapes Triangle Side Lengths Solve Equations Using Square and Cube Roots Pythagorean Theorem and Rectangular Prisms Find Perimeter and Area of a Shape in the Coordinate Plane Approximate and Order Irrational Numbers Volumes of Cylinders and Cones Volume of Prisms Approximate and Order Irrational Numbers 	N/A

*Develop Session Video available.


**Weeks 5 and 6 are optional.

2020 Edition Only









Getting to Know the Games

In the Learning Games suite, specific games are available to students based on their chronological grade level. Students start with two to three games to focus their attention and ensure quality gameplay. Additional games are available to students in later gameplay sessions.

Within most games, students can choose from levels of difficulty that are “just right” for them based on their most recent performance on the Diagnostic for Mathematics or their previous performance in the games. Students given access to Learning Games by an account administrator before completing a Diagnostic will see game levels filtered by their chronological grade, and levels will be adjusted once students complete a Diagnostic. Adaptivity within the games meets students where they are and provides challenge, scaffolding, and feedback to build skills and advance levels.



Game Focus and Availability by Grade Level

Games		K	1	2	3	4	5	6	7	8
	Hungry Guppy Early number sense and addition	✓	✓	✓						
	Hungry Fish Addition, subtraction, and rational number operations fluency	✓	✓	✓	✓	✓	✓	✓	✓	✓
	Zoom World's most interactive number line	✓	✓	✓	✓	✓	✓	✓	✓	✓
	Bounce Integer and fraction estimation, negative rational numbers, and absolute values on a number line	✓	✓	✓	✓	✓	✓	✓	✓	✓
	Match Basic numbers, addition, subtraction, multiplication, division, fractions, rational numbers, and ratios	✓	✓	✓	✓	✓	✓	✓	✓	✓
	Pizza Mental math, economics, and proportions			✓	✓	✓	✓			
	Cupcake Word problems, real-world economics, proportions, ratios, rates, and coordinate planes			✓	✓	✓	✓	✓	✓	✓
	Cloud Machine Visual and symbolic fractions				✓	✓	✓	✓	✓	✓

Learning Games are available to students in Grades K–8 using i-Ready Classroom Mathematics and/or i-Ready Personalized Instruction for Mathematics, at district discretion.

2020 Edition Only

© 2025 Curriculum Associates, LLC. All rights reserved. | 01/25 OK | 2519850



Students on Computers and Chromebooks™

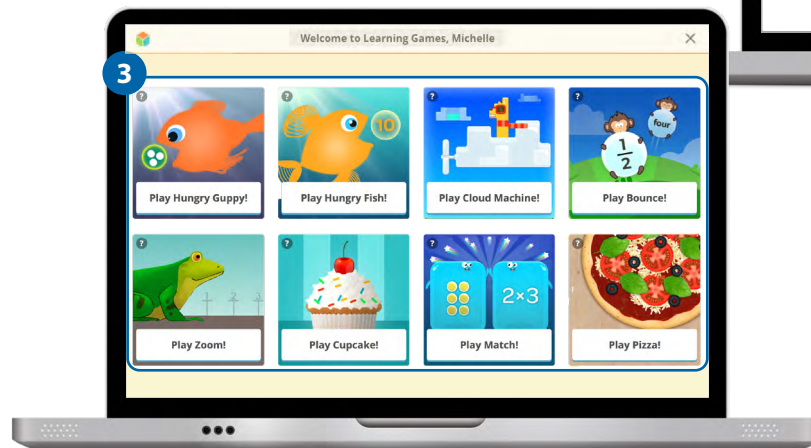
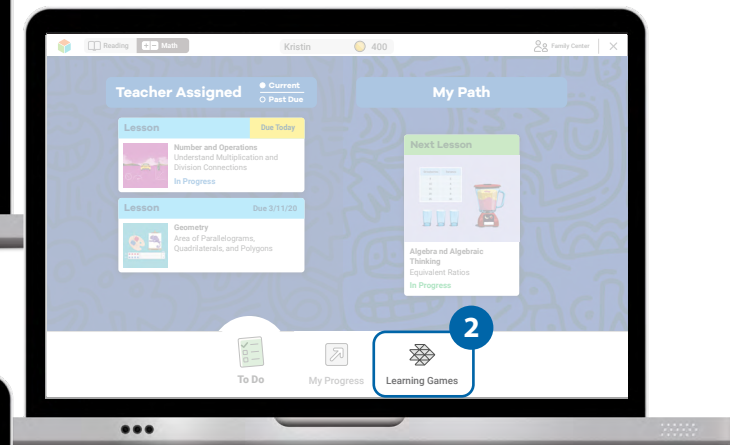
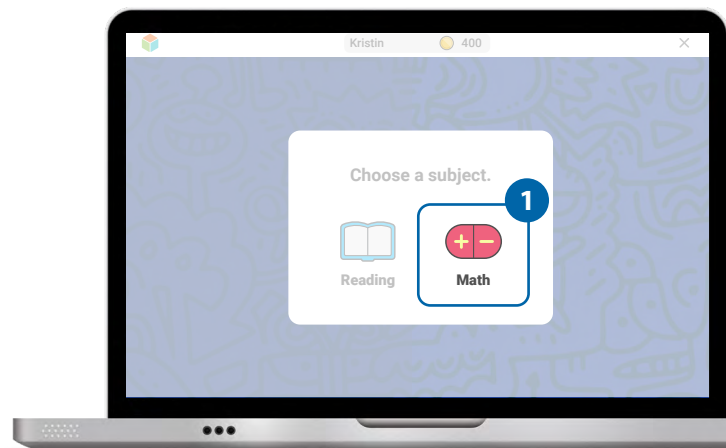
Note: Learning Games are available to students in Grades K–8 using *i-Ready Classroom Mathematics* and/or *i-Ready Personalized Instruction* for Mathematics, at district discretion.

Students can access Learning Games through their student dashboard. To complete these steps, students must be logged in to their account at i-ReadyConnect.com or, for single sign-on (SSO) users, through their district's portal:

1. If using *i-Ready* for Reading AND Mathematics, **select Math** under **Choose a subject**.

If ONLY using Math, students will go directly to their Math To Do screen (Step 2) upon logging in.

2. If the student does not have an assessment assigned or has been given access to Learning Games by an account administrator, they will see Learning Games in the bottom navigation bar. **Select Learning Games**.
3. The student will see the Learning Games home screen and can **select any game** displayed to start playing.



Chromebook™ is a distinct brand feature of Google, LLC.

2020 Edition Only

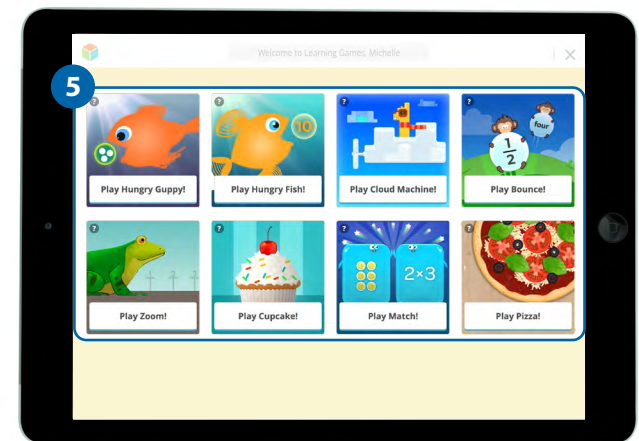
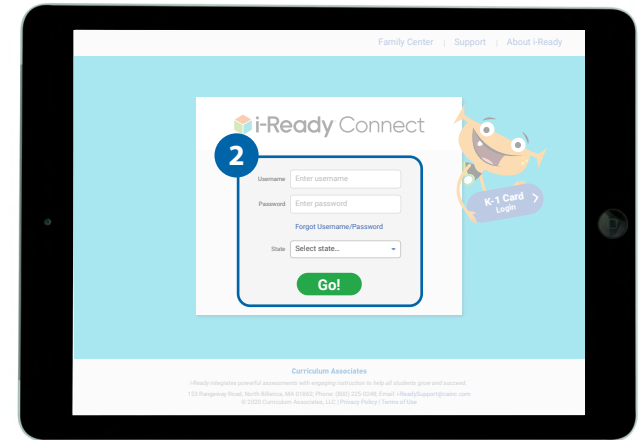
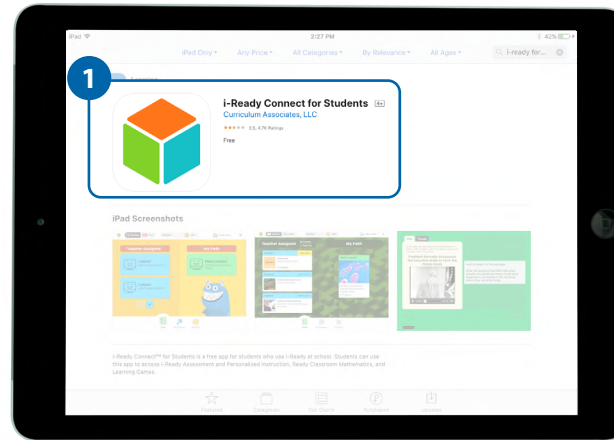
© 2025 Curriculum Associates, LLC. All rights reserved. | 01/25 OK | 2519850



Students on iPads®

Ensure iPads have the most recent version of the *i-Ready Connect for Students* app.

1. If students have not installed the ***i-Ready Connect for Students*** app, it can be downloaded from the App Store®.*
2. **Log in to *i-Ready Connect™* through the *i-Ready Connect for Students* app.** Note: SSO users should log in to i-Ready Connect the way they normally would through their district's SSO portal.
3. **Select Math** from the subject selector screen (not pictured) or in the upper left-hand corner of the To Do screen.
4. If the student does not have an assessment assigned or has been given access to Learning Games by an account administrator, they will see Learning Games in the bottom navigation bar. **Select Learning Games.**
5. The student will see the Learning Games home screen and can **select any game** displayed to start playing.



*Note that iPad minis® are not supported, and the i-Ready Connect for Students app is not accessible on other tablets or the iPhone®.

2020 Edition Only

© 2025 Curriculum Associates, LLC. All rights reserved. | 01/25 OK | 2519850



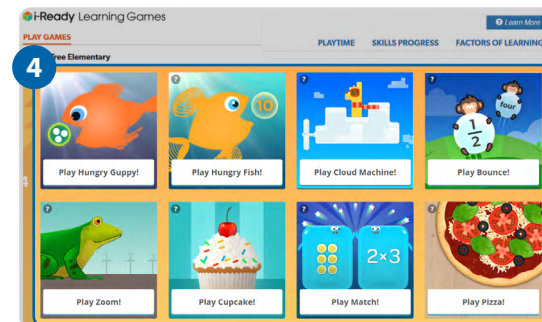
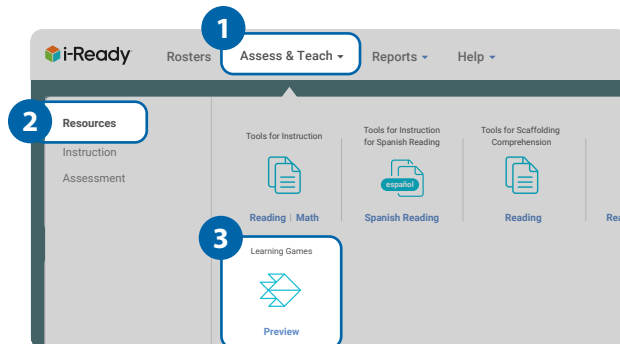
Educators

You can play Learning Games and access reports through your *i-Ready Connect* account.

Note: All *i-Ready* leaders and teachers have access to Learning Games Playtime, Skills Progress, and Factors of Learning reports, which can be used to check in on student activity and progress in the games. See the Reports Overview pages of the [Educator Guide: Learning Games](#) for details.

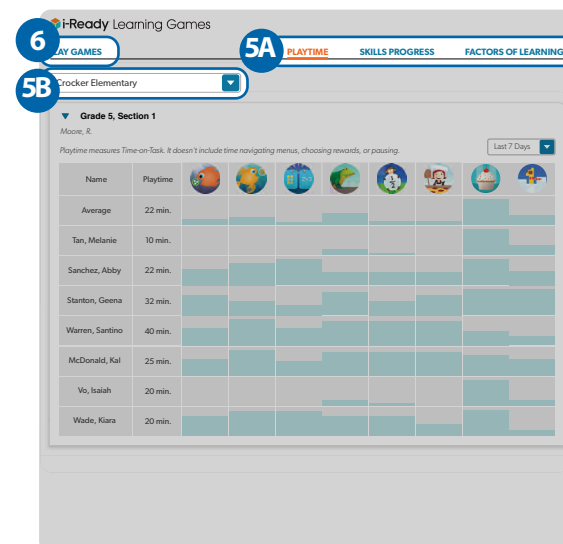
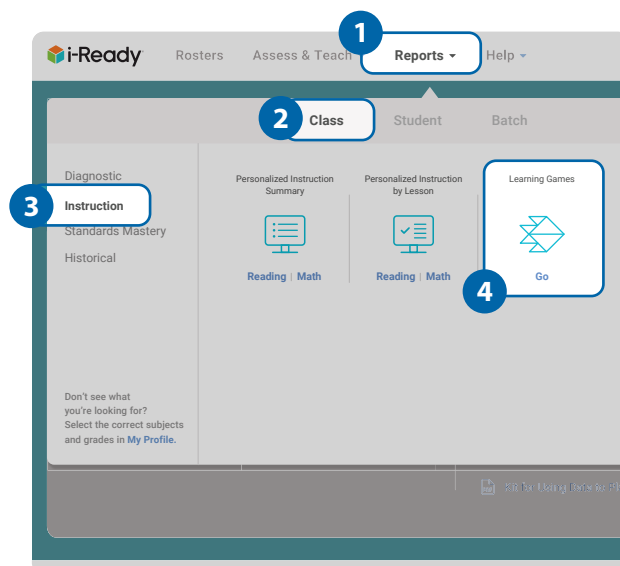
Preview and Explore Learning Games:

1. **Select Assess & Teach** from the top navigation.
2. **Select Resources** on the left.
3. **Select Preview** under Learning Games.
4. On the Learning Games home screen, **Play Games** will be selected by default. **Select a Learning Game** to demo.



Access Reports for Learning Games:

1. **Select Reports** from the top navigation.
2. Teachers should **select Class**. (Leaders should select District or School.)
3. **Select Instruction** as the report category on the left.
4. **Select Go** under Learning Games.
5. **A.** On the Learning Games home screen, the Playtime report will be selected by default. **Select Skills Progress** or **Factors of Learning** to view other Learning Games reports.
B. Leaders can also **select a school** to view reports for a specific school.
6. **Select Play Games** to access demo versions of all Learning Games.



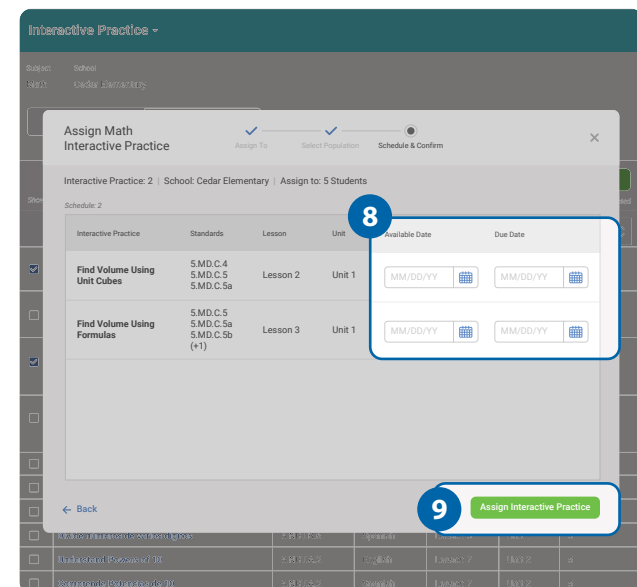
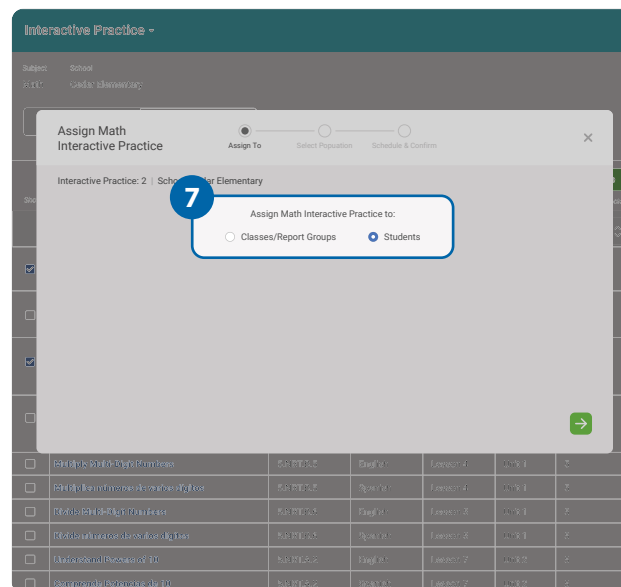
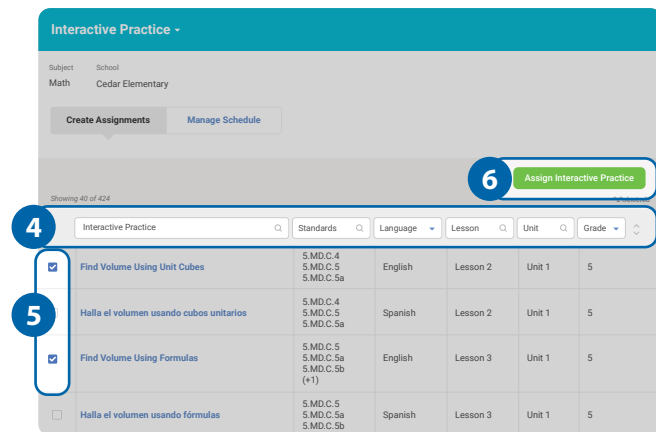
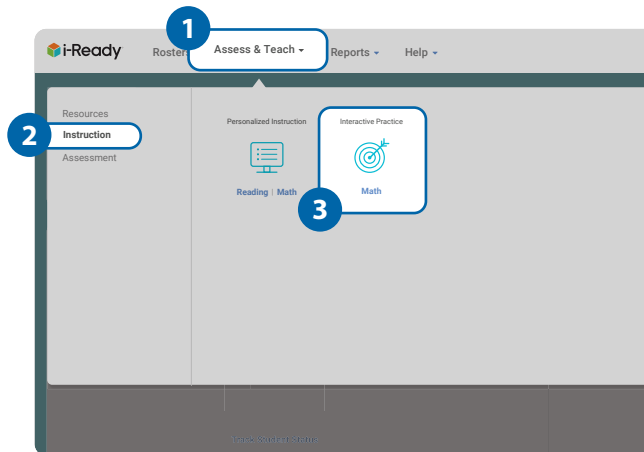


Assigning Interactive Practice

1. **Select Assess & Teach** from the top navigation.
2. **Select Instruction** for the category.
3. **Select Math** under *Interactive Practice*.
4. **Filter** by *Interactive Practice* title, *Standards* addressed, *Language*, *Lesson*, *Unit*, and/or *Grade*.
5. **Use the checkboxes** to select *Interactive Practice* you would like to assign (maximum of 10 at one time). **Click on the title** to view details or preview the *Interactive Practice* of your choice.
6. **Click Assign Interactive Practice.** The corresponding pop-up will appear.

! *Make sure to click the arrow after each step to move forward!*

7. **Choose Classes/Report Groups** or **Students.** Use the **checkboxes** to select your *population*.
8. **Enter an Available Date and Due Date** for each practice you are assigning.
9. **Click Assign Interactive Practice.**





Managing Assigned Interactive Practice

Follow Steps 1–3 under *Assigning Interactive Practice*.

4. Select Manage Schedule.

To View Interactive Practice Assignment Details:

A. Select the **+** icon next to the *Interactive Practice* name.

To Change the Due Date of an Existing Assignment:

B1. Select **Edit** below *Due Date*.

B2. Enter or use the calendar to select the new Due Date on the *Edit Schedule* screen.

B3. Click **Save**.

To Cancel the Interactive Practice Assignment for All Students:

C. Select **Cancel for All Students**.

To Cancel the Interactive Practice Assignment for Individual Students:

D. Select **Cancel by Students** above the *Interactive Practice* table. Follow the steps in the corresponding pop-up to select one or more individual student assignments to cancel. (Steps not pictured.)

Interactive Practice -

Subject: Math School: Cedar Elementary

Create Assignment Manage Schedule View Class Progress Cancel by Students

Showing 9 of 9

Interactive Practice	Standards	Due Date	Grade	Lesson
+ Divide Decimals	5.NBT.B.7	12/02/22	5	Lesson 17
+ Subtract Decimals	5.NBT.B.7	11/02/22	5	Lesson 11
+ Add Decimals	5.NBT.B.7	10/26/22	5	Lesson 10
+ Compare and Round Decimals	5.NBT.A.3 5.NBT.A.3b 5.NBT.A.4	10/19/19	5	Lesson 9
+ Understand Powers of 10	5.NBT.A.2	10/5/19	5	Lesson 7
+ Divide Multi-Digit Numbers	5.NBT.B.6	9/28/19	5	Lesson 5
+ Multiply Multi-Digit Numbers	5.NBT.B.5	9/21/19	5	Lesson 4
+ Find Volume Using Formulas	5.MD.C.5 5.MD.C.5a 5.MD.C.5b (+1)	9/14/19 Past Due	5	Lesson 3
+ Find Volume Using Unit Cubes	5.MD.C.4 5.MD.C.5 5.MD.C.5a	9/7/19 Past Due	5	Lesson 2

Interactive Practice -

Subject: Math School: Cedar Elementary

Create Assignments Manage Schedule View Class Progress Cancel by Students

Showing 9 of 9

Interactive Practice	Standards	Due Date	Grade	Lesson
+ Divide Decimals	5.NBT.B.7	12/02/22 Edit	5	Lesson 17

Assigned to:

2 Classes/Report Groups

Class Name	Teacher	Grade
Grade 5, Section 1	Moore, Regina	5
Grade 5, Section 2	Alvarez, Gabriel	5

Interactive Practice	Standards	Due Date	Grade	Lesson
+ Subtract Decimals	5.NBT.B.7	11/02/19	5	Lesson 11
+ Add Decimals	5.NBT.B.7	10/26/19	5	Lesson 10
+ Compare and Round Decimals	5.NBT.A.3 5.NBT.A.3b 5.NBT.A.4	10/19/19	5	Lesson 9
+ Understand Powers of 10	5.NBT.A.2	10/5/19	5	Lesson 7

Edit Schedule

Due Date


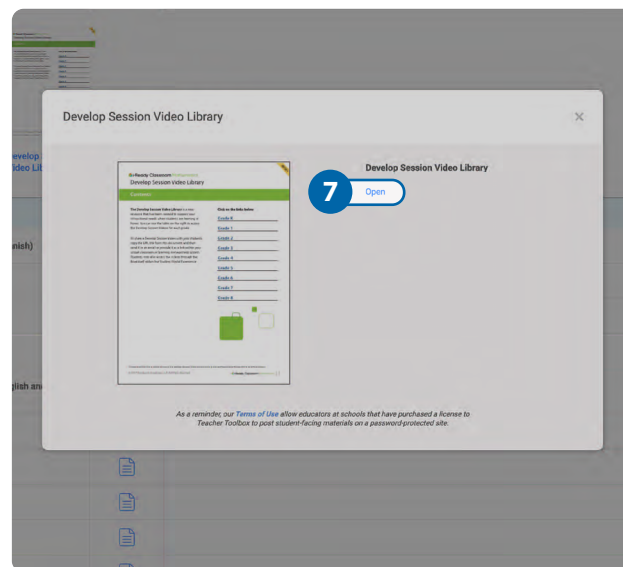
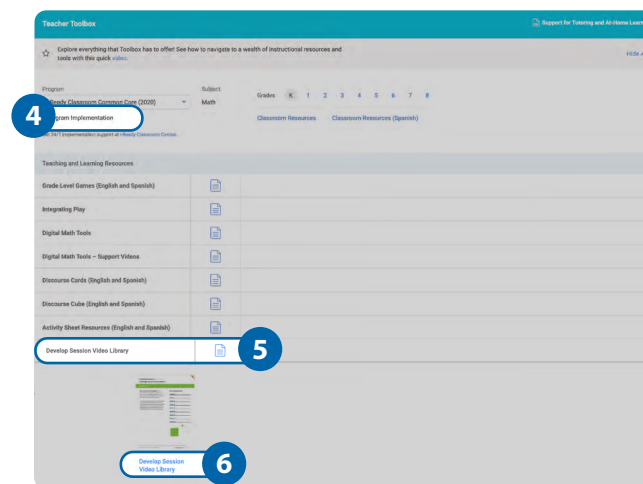
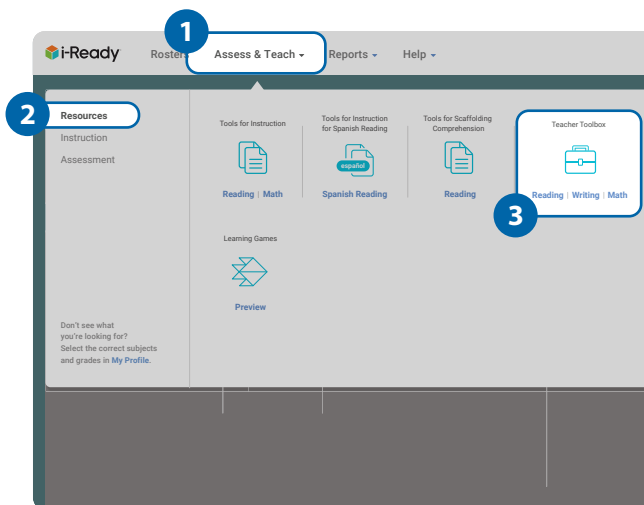
MM/DD/YY

Cancel Save

Educators

The Develop Session Video Library can be found on the Teacher Toolbox by following these steps:

1. **Select Assess & Teach** from the top navigation.
2. **Select Resources** on the left.
3. **Select Math** under Teacher Toolbox.
4. **Select Program Implementation.**
5. Under Teaching and Learning Resources, **click the icon** next to Develop Session Video Library.
6. **Click on the file** to view the Develop Session Video Library.
7. **Click Open.**
8. From the file, **copy and paste the video links** to send them directly to your students.



Students

There are two ways students can access the Develop Session videos:

- A. Students can **receive a direct link to a video** from their teacher (*not pictured*).

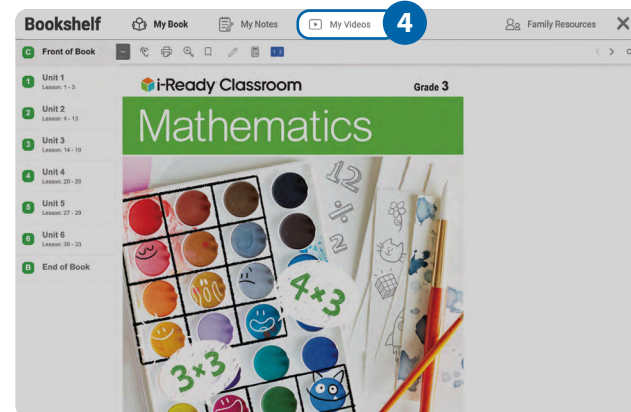
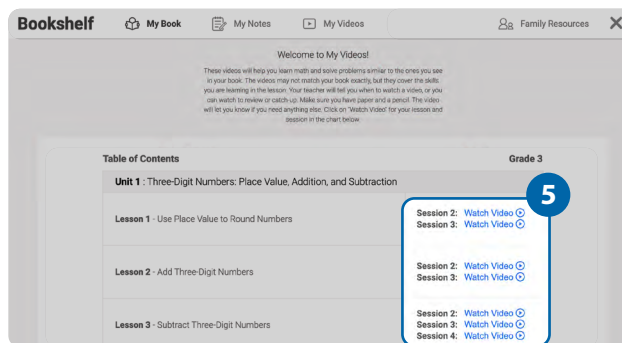
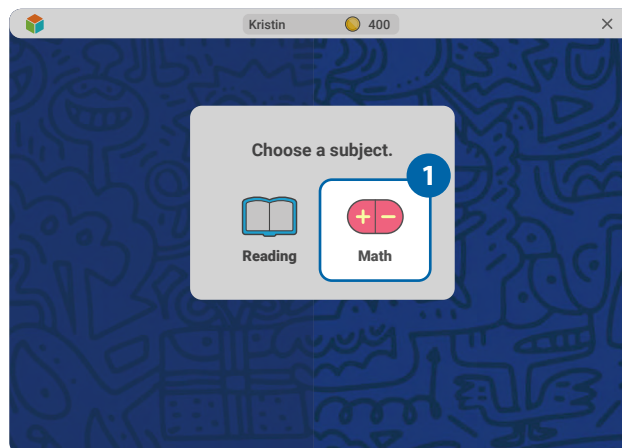
—OR—

- B. Students can **access the list of available videos** through their student dashboard. Students must be logged in to their account at [i-ReadyConnect.com](https://www.i-ready.com) or, for single sign-on (SSO) users, through their district's portal:

1. If using *i-Ready* for Reading AND Mathematics, **select Math** under *Choose a subject*.

If ONLY using Math, students will go directly to their Math To Do screen (Step 2) upon logging in.

2. **Select the Bookshelf icon.**
3. **Click on the image of the Student Worktext.**
4. On the bookshelf menu, **click the My Videos tab.**
5. On the My Videos page, **choose the desired Develop Session video** and **click Watch Video.**



Get inspired with how other educators
are maximizing their *i-Ready* experience!

 [@MyiReady](#)

 [Curriculum Associates](#)

 [@CurriculumAssoc](#)

 [MyiReady](#)

 [Context Blog](#)

 [Extraordinary Educators Podcast](#)