

High Expectations Yield Historic Growth in Charleston County

Sustained Gains in Mathematics and English Language Arts (ELA) Proficiency Exceed State and National Results

In the second-largest school system in South Carolina, students have again made historic gains on the South Carolina College- and Career-Ready Assessments (SC READY), continuing a multiyear trend.¹

According to Superintendent Anita Huggins' September 2025 report, CCSD is leaning into "learner-driven, evidence-based decision making." This strategy includes tactics such as reviewing student work in the established professional learning communities, maximizing data-driven instruction, leveraging a student success dashboard for progress monitoring, and increasing access to tutoring, among other practices.²

The responsive weighted student funding model³ allocates additional resources to schools based on their numbers of pupils in poverty, students with disabilities, and Multilingual Learners, laying the critical foundation to support each school's sustained achievement.

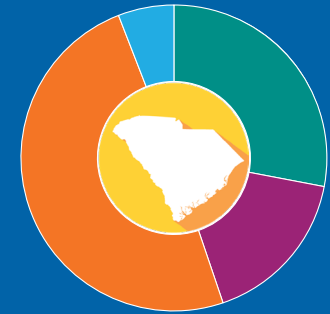
"The goal here is really to serve children and to make sure [our] most vulnerable learners have the resources that they need to be successful."⁴

—Superintendent Huggins

These efforts are yielding impressive results. CCSD ranks first in growth among Council of the Great City Schools members included in a February 2025 national analysis.

Charleston County
School District (CCSD)
Charleston, SC

51,329 Grades Pre-K-12



White Black Hispanic
Asian Other

10.8%
Students with
Disabilities

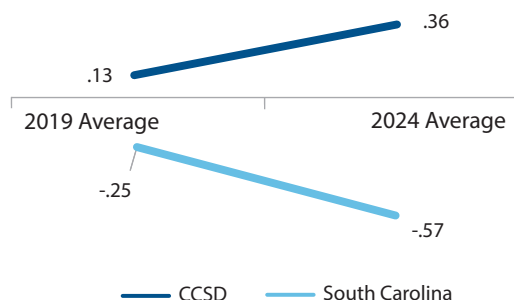
11.4%
Multilingual
Learners

46.5% Pupils in Poverty

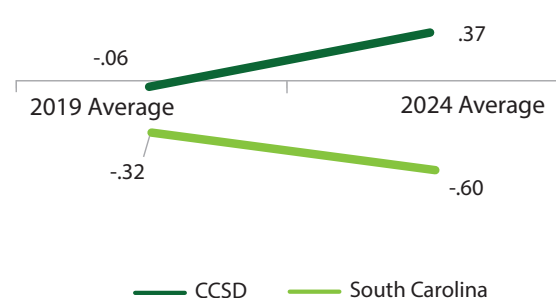
Four Years Partnering with
Curriculum Associates
(Primarily Grades K-5)



Average Reading Scores and Trends in Scores in Grade-Level Equivalents Relative to the 2019 Average



Average Mathematics Scores and Trends in Scores in Grade-Level Equivalents Relative to the 2019 Average



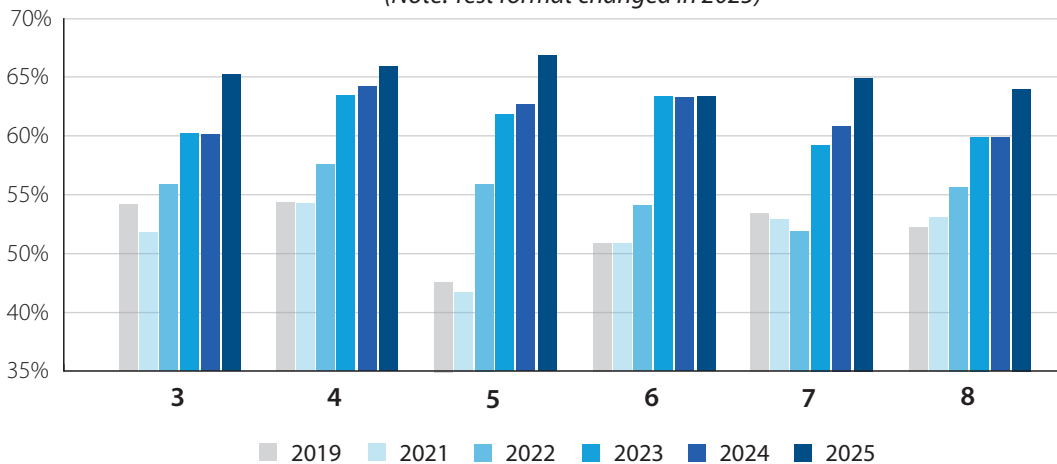
The Center for Education Policy Research at Harvard University and The Educational Opportunity Project at Stanford University released the [Education Recovery Scorecard](#) in February 2025. This analysis of test scores from approximately 11,000 school districts across 43 states shows that CCSD is outpacing state and national averages in mathematics and reading. The district's gains of .36 in reading and .37 in mathematics mean that, on average, **CCSD students learned about one-third of a grade level more in these subjects than the national average** during the same period.

¹Source ²Source ³Source ⁴Source

Spring 2025 SC READY Results Highlight CCSD's Accelerated Progress

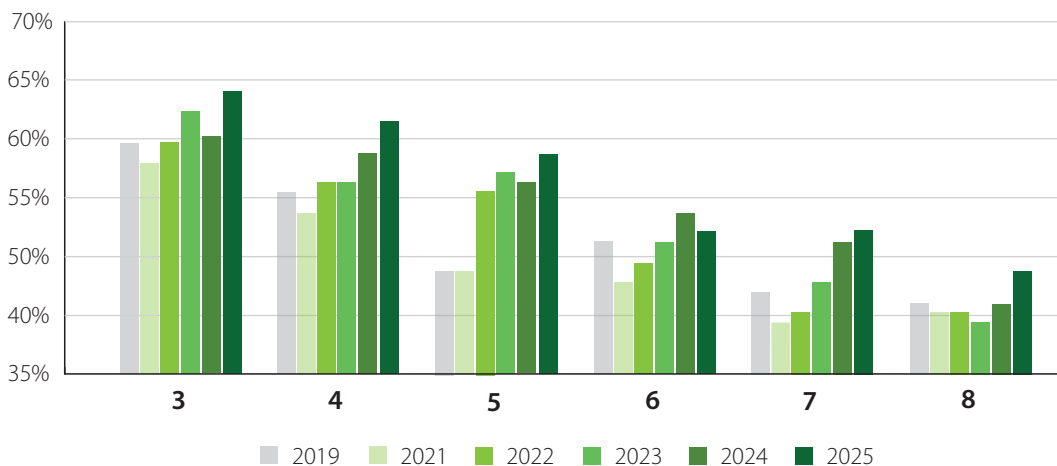
Proficiency gains are also highly visible in the district's state summative assessment results. From spring 2019 to spring 2025, there was a 15.6 percentage point increase in SC READY scores in ELA, with 65 percent of CCSD students across Grades 3–8 scoring proficient or above in 2025.⁵

Percentage CCSD Students Scoring Meets or Exceeds, by Grade, on SC READY for ELA: 2019 through 2025
(Note: Test format changed in 2025)



In that same time frame, nearly 54 percent of CCSD students across Grades 3–8 scored proficient or above on the SC READY in Mathematics, a 5.4 percentage point increase from pre-pandemic (2019) levels.⁵

Percentage CCSD Students Scoring Meets or Exceeds, by Grade, on SC READY for Mathematics: 2019 through 2025



Curriculum Associates and the *i-Ready* team are proud to partner with and advance CCSD's vision of "a high-performance culture [that supports] delivery of education excellence to each and every student."

⁵Source

Note: These data represent all students tested. Results will differ slightly from the South Carolina Report Card results (typically higher) due to continuous enrollment, Multilingual Learner initial US entry data, etc.



Read success stories from other districts in South Carolina and across the US in our Case Studies library!