

Keep Learning during the Summer with *i-Ready*!

Your student can continue learning during the summer with *i-Ready* lessons and Learning Games!

i-Ready Personalized Instruction provides students with lessons based on their individual skill level and needs, so they can learn at a pace that is just right for them. These lessons are fun and interactive to keep your student engaged as they learn.

Learning Games for Mathematics allow students to practice math in fun and engaging ways, helping them develop a positive view of math.

How do I log in?



From a computer:

- If your student's district/school ...
 - **Uses a portal**, your child should log in using their district/school portal credentials, and click on the *i-Ready* icon
 - **Does NOT use a portal**, your child should visit i-ReadyConnect.com and log in to *i-Ready* directly on a computer using the credentials provided by their teacher

Access the [Technical and Troubleshooting Guide for Families](#) or visit i-ReadyConnect.com/Support to confirm that your device and internet connection meet *i-Ready* System Requirements.

iPad®, App Store®, iPadOS®, and Safari® are registered trademarks of Apple, Inc.
Clever® is a registered trademark of Clever, Inc.

For more information on how you can support your student, visit i-ReadyCentral.com/FamilyCenter.



On an iPad®:


- **Download the free *i-Ready Connect™ for Students* app from the App Store®.** For the 2023–2024 school year, iPad must be compatible with iPadOS® 15.1 or above. For more information, please see the [i-Ready Connect System Requirements](#).
- If your student's district/school ...
 - **Uses Clever®**, download the Clever app, log in using their district/school portal credentials, and click on the *i-Ready* icon
 - **Uses a portal that is NOT Clever**, students should open the Safari® browser, enter their school portal URL and log in, and click on the *i-Ready* icon
 - **Does not use a portal**, they should open the *i-Ready Connect for Students* app and log in to *i-Ready* using the credentials provided by their teacher

Tips for Tracking Progress

What to Look for and What to Ask

Help track and celebrate your student's progress by regularly reviewing their *i-Ready* My Progress page with them. Use the map and prompts below to help.

1 My Progress:



Direct your student to the My Progress section to see all their lesson stats.

2 Time-On-Task:

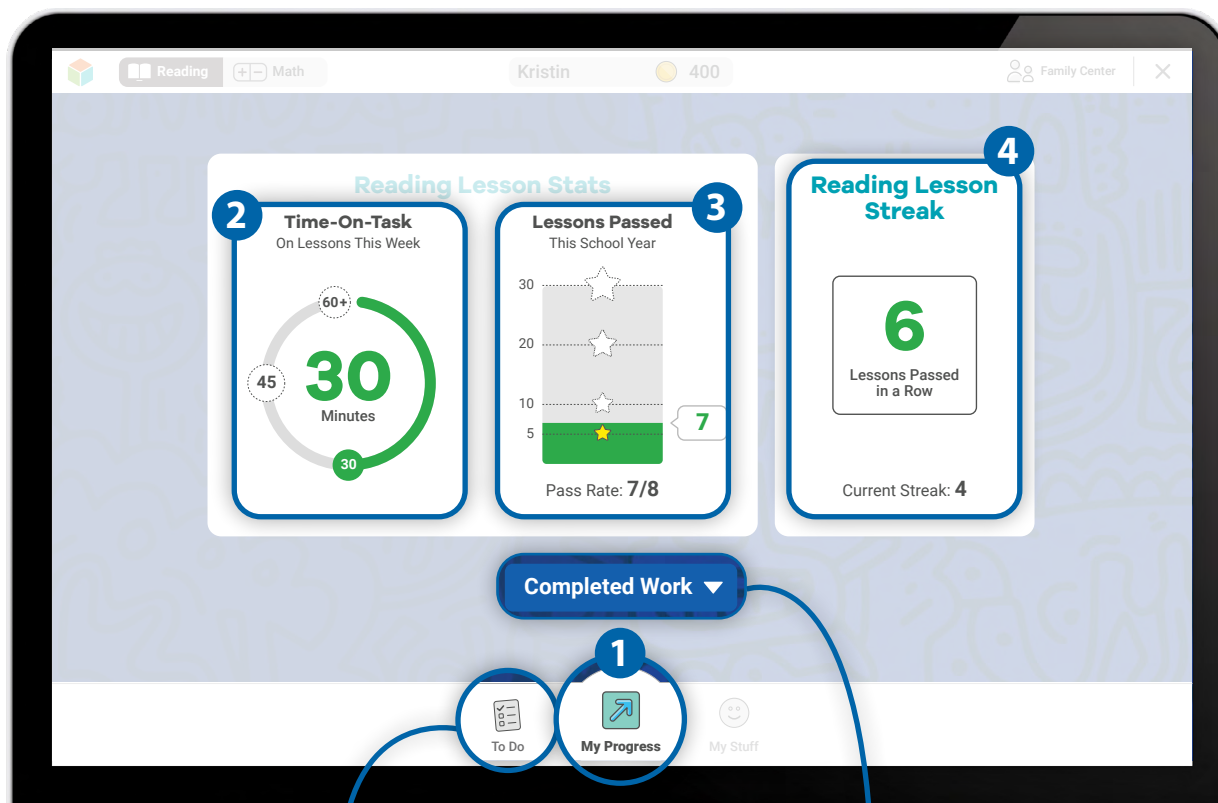
- How much time has your student spent on lessons this week?

3 Lessons Passed:

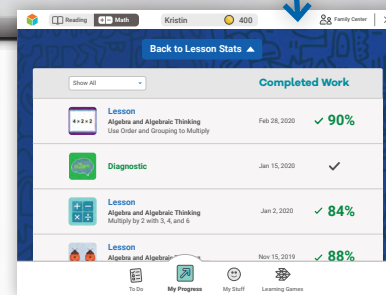
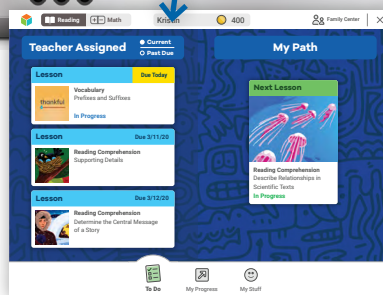
- How many lessons has your student passed?
- How did this number change from last week?

4 Lesson Streaks:

- What is the greatest number of lessons your student has passed in a row this school year?
- How many lessons has your student passed in a row most recently (i.e., current streak)?



To Do:
See upcoming personalized lessons for your student.



Completed Work:
See how your student has done on each lesson.