

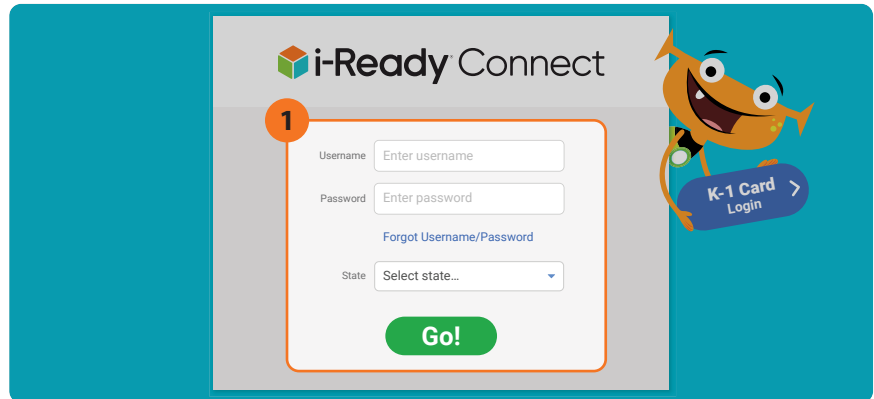
# How to Access Family Resources for *i-Ready Classroom Mathematics*

## Overview

At Curriculum Associates, we believe families should have access to all the necessary tools and resources to support their student's learning at home. We provide digital practice opportunities, a digital copy of the Student Worktext through the student dashboard, and activities for you to explore mathematics with your student through the Family Resources page. Here you will find step-by-step instructions for accessing those resources at home.

1. In order to access the Family Resources, you will need to navigate to [i-ReadyConnect.com](https://i-ReadyConnect.com). **You can get your student's username and password from their teacher.**

*Please note: If your student's school uses Clever® for single sign-on, your student's teacher will have instructions for how to access the program at home.*



2. Once you are on your student dashboard, you will have many options to choose from. **Learning Games** are a fun and engaging way for students to practice and develop a positive relationship to challenge.

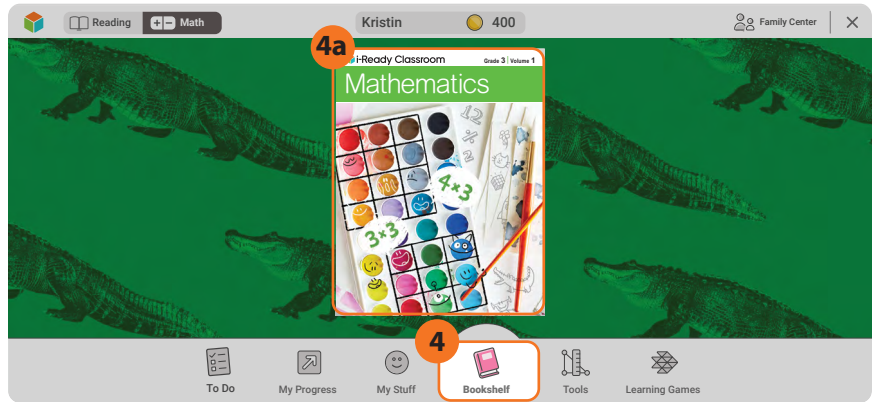


3. Users who have access will see **Fluency Flight** appear on the student dashboard. Fluency Flight helps your student build mathematics fact fluency with games and activities that are personalized to the facts they're learning.

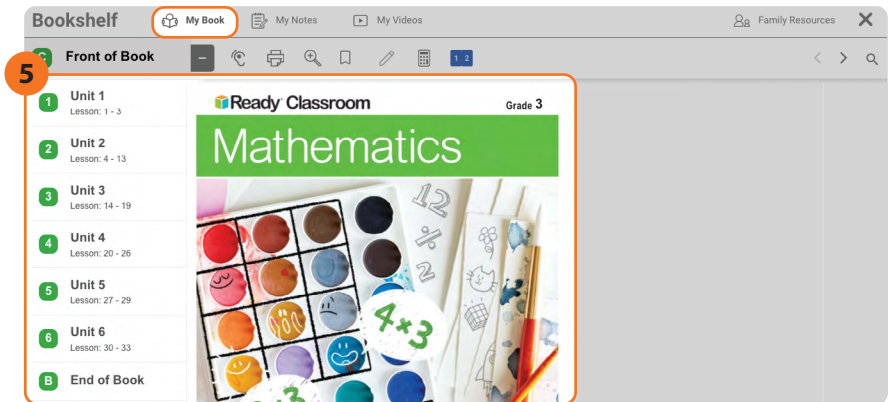


*i-Ready Classroom Mathematics* images shown are included as samples. Actual product may vary.  
Clever® is a registered trademark of Clever, Inc.

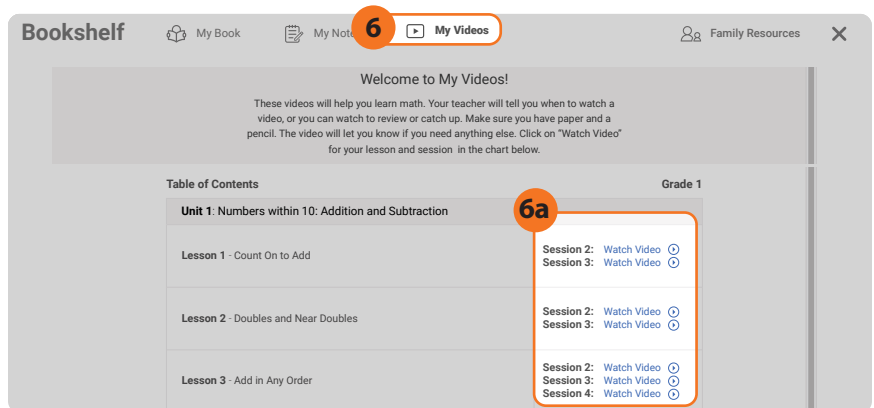
4. Select the **Bookshelf icon**, and you will see an image of your Student Worktext. Click on the **book** (4a) to be taken to the digital edition.



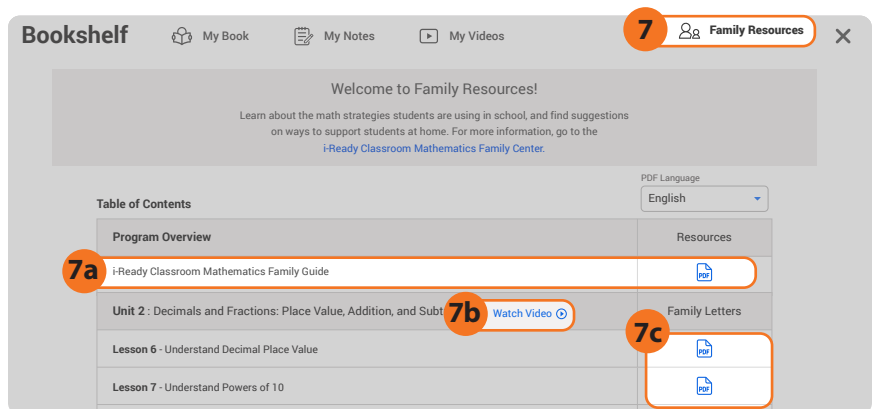
5. You are now on the Student Bookshelf, where you can access a **digital copy of your Student Worktext**.



6. Some grade levels will have a button for **My Videos**. Click on that button. If available for your student's grade level, you will find a series of **Develop Session videos** (6a) to support learning at home.



7. Next, you will find a button for **Family Resources**. Click on that button. On the Family Resources page, you will find a **Family Guide** (7a) that provides an overview of the program, a **video** (7b) that explains the learning in each unit, and **Family Letters** (7c) with activities for home practice for each lesson.



**To learn more and find resources for supporting your student with mathematics at home, please visit [i-Ready Classroom Mathematics Family Center](#).**

*i-Ready Classroom Mathematics* images shown are included as samples. Actual product may vary.