




## TOP 5 TIPS FOR

## Preparing for the Diagnostic

1

## Get to Know the Diagnostic before Introducing It to Teachers and Students


- Become familiar with [how the Diagnostic works](#).
- Understand how the Diagnostic and *i-Ready Classroom Mathematics* [work together](#).



2

## Develop a Schoolwide Plan

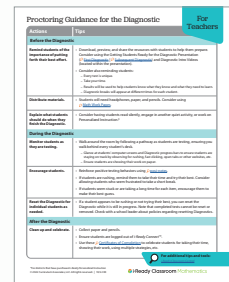
- Create an [action plan](#) for how your school will get good data.
- Use the [Checklist for Administering the Diagnostic for Leaders](#) to ensure your school is ready.



3

## Prepare Teachers Prior to Administering the Assessment

- Communicate your school's action plan using this customizable [presentation](#).
- Encourage teachers to use the [Checklist for Administering the Diagnostic for Teachers](#) and [Proctoring Guidance](#).



4

## Encourage Teachers to Motivate Their Students to Do Their Best on the Diagnostic

- Teachers can use this [presentation](#), Diagnostic [Pledge Sheets](#), Diagnostic posi-notes ([English](#) | [Spanish](#)), and Certificates of Completion ([English](#) | [Spanish](#)) to help motivate students.



5

## Actively Monitor the Administration of the Diagnostic

- Conduct classroom visits using the [Diagnostic Look Fors](#) to provide feedback and encourage teachers.
- Monitor Diagnostic [completion and Rush flags](#) to ensure all classes finish within the Diagnostic Window.

