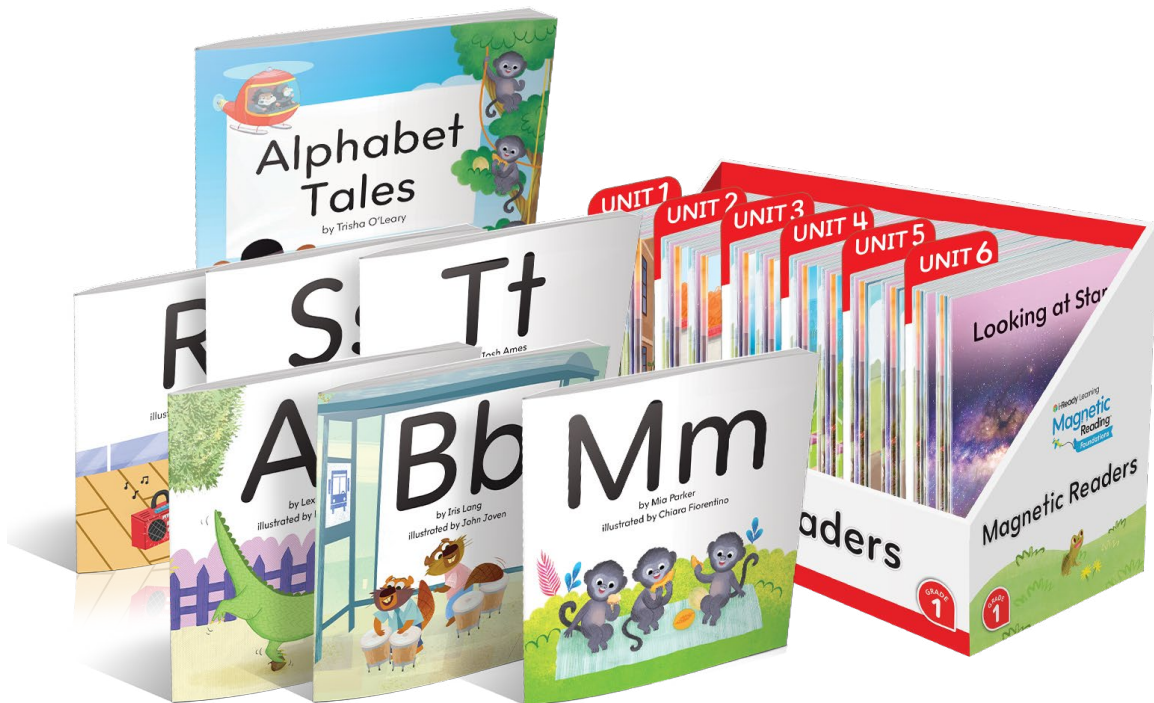


Motivate Your Youngest Students with Decodable Readers They'll Love



Included in each grade-level set:

Decodable Readers (i.e., Magnetic Readers) featuring appealing texts for practicing skills in context

- Grade K: **Six copies each of 26 Alphabet Books** for introducing letters and sounds, plus the **Alphabet Tales Big Book** filled with great stories, as well as **six copies each of 15 readers**
- Grades 1 and 2: **Six copies each of 30 readers** for a full year of fresh and fun reading

Foundational Skills Cards to empower instruction while teaching skills

- Articulation Cards: Practice letters and their sounds.
- Word Building Cards: Build letter recognition.
- Sound Spelling Cards: Connect letters with sounds.
- Super Word Cards: Learn high-frequency words.



How to use the Classroom Decodable Set:












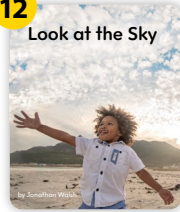



- Magnetic Readers can be used across four 15- to 20-minute sessions per week.
- If using alongside another [foundational skills curriculum](#), choose readers that practice weekly phonics skills, and look for any high-frequency words you may need to preteach using the Classroom Decodable Set word cards. A reference page is included to help pair the cards with the lessons.
- If your school uses *Magnetic Reading Foundations* for your foundational skills program, the Magnetic Readers are 100 percent correlated with those lessons and content.
- When should you use decodable readers? You can get the most from your Magnetic Readers by:
 - Using them as a reteaching resource in your small group blocks
 - Assigning them as additional practice in center rotations
 - Using them as mentor texts during writing sessions



Magnetic Readers at a Glance


















Use the following chart to find the skill focus, title, author, and genre for each Magnetic Reader.

<p>UNIT 4: Social Studies</p>	<p>1</p>  <p>Short a <i>at, an, ap, ad, am, ag</i></p> <p>SHOP! VIDAS BARZDUKAS <i>Literature</i></p>	<p>2</p>  <p>Short i <i>ip, in, it, ig, id, ill</i></p> <p>AT THE PARK IAN FINLEY <i>Literature</i></p>	<p>3</p>  <p>Short o <i>op, ot, ob, og</i></p> <p>THEY GET A COB SUSAN HENDERSON <i>Literature</i></p>	<p>4</p>  <p>Short e <i>et, eg, ed, en, ell</i></p> <p>DOC CAN FIX IT SOPHIE MEYERS <i>Literature</i></p>	<p>5</p>  <p>Short u <i>ug, un, ub, ut, um</i></p> <p>FUN IN THE SUN KATE ADAMS <i>Literature</i></p>
<p>UNIT 5: Literature</p>	<p>6</p>  <p>Digraph ck <i>ack, eck, uck, ick, ock</i></p> <p>WET! LILY FRIEDLICH <i>Literature</i></p>	<p>7</p>  <p>Double Ending Consonants <i>ss, ll, ff, zz</i></p> <p>WILL ROSS NAP? MAXWELL EGAN <i>Literature</i></p>	<p>8</p>  <p>Long a <i>a_e</i></p> <p>FRIENDS CAN BAKE JILL BARON <i>Literature</i></p>	<p>9</p>  <p>Long i <i>i_e</i></p> <p>RIDE MY BUS CALVIN DUPONT <i>Literature</i></p>	<p>10</p>  <p>Long o <i>o_e</i></p> <p>A NOSE IS A HOSE ROSALIND WOLKOFF <i>Literature</i></p>
<p>UNIT 6: Science</p>	<p>11</p>  <p>Long u <i>u_e</i></p> <p>IN THE SUN EMILY R. STERN <i>Informational</i></p>	<p>12</p>  <p>Long e <i>ee, e_e</i></p> <p>LOOK AT THE SKY JONATHAN WALSH <i>Informational</i></p>	<p>13</p>  <p>Short and Long a and i</p> <p>WHEN IT RAINS CURTIS ADAMSON <i>Informational</i></p>	<p>14</p>  <p>Short and Long o and u</p> <p>A BIG WIND GABRIEL SANCHEZ <i>Informational</i></p>	<p>15</p>  <p>Short and Long e</p> <p>IN THE SNOW SUZANNE HENRY <i>Informational</i></p>
















Magnetic Readers at a Glance



Use the following chart to find the skill focus, title, author, and genre for each Magnetic Reader.

<p>UNIT 1: Self and Others</p>	<p>1  Short a <i>m, t, b, c, n, s, p, r, h, d</i> CAN I HELP? CHRISTINA WILSDON <i>Literature</i></p>	<p>2  Short i <i>f, g, l, j, k, qu, x, z, w, v, y</i> KIDS CAN! MAGGIE JOHNSON <i>Literature</i></p>	<p>3  Short o MOM HID A BOX SUSAN HODGES <i>Literature</i></p>	<p>4  Short e THE BIG PICTURE TINA WILSON <i>Literature</i></p>	<p>5  Short u A BOX FOR RUSS MARGARET FETTY <i>Literature</i></p>
<p>UNIT 2: The Arts</p>	<p>6  Beginning Digraphs <i>sh, th, ch, wh</i> LUNCH WITH VAL STEFANIE FINLAYSON <i>Literature</i></p>	<p>7  Ending Digraphs <i>th, sh, ck</i> DANCE! LUCY JONES <i>Informational</i></p>	<p>8  Ending Digraphs <i>ch, tch, ng</i> JEN'S MUSIC JAMES DOOLEY <i>Literature</i></p>	<p>9  Beginning l-Blends <i>bl, cl, fl, pl</i> FLINGING PAINT FARAH AMIN <i>Literature</i></p>	<p>10  Beginning s-Blends <i>st, sk, sm, sp</i> A DULL WALL? ALAN KRAUSE <i>Literature</i></p>
<p>UNIT 3: Science</p>	<p>11  Beginning r-Blends <i>fr, cr, dr, tr</i> A TRIP IN A SUB JANE BEAL <i>Informational</i></p>	<p>12  Beginning Blends <i>gr, br, sn, sw</i> TOP TO BOTTOM THÉRÈSE WOLF <i>Informational</i></p>	<p>13  Three-Letter Consonant Blends <i>scr, spl, str, spr</i> AT HOT SPRINGS BENJAMIN SANCHEZ <i>Informational</i></p>	<p>14  Ending Blends <i>st, sk, nd, nt, mp</i> IS IT A PLANT? ANNA MCGINTY <i>Informational</i></p>	<p>15  Long a <i>a_e</i> SEA SHAPES LUKE BARON <i>Informational</i></p>



Continued on next page

<p>UNIT 4: Social Studies</p>	<p>16 Homes Up Close  Long o, Long i o_e, i_e HOMES UP CLOSE LESLIE A. ROTSKY <i>Informational</i></p>	<p>17 Fun in Forts  Long u, Long e u_e, e_e FUN IN FORTS DEBBIE O'BRIEN <i>Literature</i></p>	<p>18 To Town and Back  Soft c and g g, dge TO TOWN AND BACK RHEA WILLIAMS <i>Literature</i></p>	<p>19 Going Places  Long a ai, ay GOING PLACES DYLAN HAMM <i>Informational</i></p>	<p>20 East Park Beat  Long e e, ee, ea EAST PARK BEAT HOLLY MELTON <i>Literature</i></p>
<p>UNIT 5: Literature</p>	<p>21 Kid X-Ray  Long o o, oa, ow KID X-RAY MARGARET CREED <i>Literature</i></p>	<p>22 Cy's First Day  Long i i, y, igh CY'S FIRST DAY ZACK RENDON <i>Literature</i></p>	<p>23 A Donkey Tale  Long e y, ey A DONKEY TALE LEXI MULLER <i>Literature</i></p>	<p>24 A Brave Toad  r-Controlled Vowels ar A BRAVE TOAD CONNOR TATE <i>Literature</i></p>	<p>25 A Turnip Mystery  r-Controlled Vowels er, ir, ur A TURNIP MYSTERY IRIS LANG <i>Literature</i></p>
<p>UNIT 6: Science</p>	<p>26 Sky Patterns  r-Controlled Vowels or, oar, ore SKY PATTERNS CHERYL BRADY <i>Informational</i></p>	<p>27 The Storm  Diphthongs ou, ow THE STORM ADDISON FRIEDLICH <i>Literature</i></p>	<p>28 The Sun  Diphthongs oi, oy THE SUN JULIA GARSTECKI <i>Informational</i></p>	<p>29 Shining Bright  Variant Vowels oo, ue, e SHINING BRIGHT ISABELLE ECHEVARRIA <i>Literature</i></p>	<p>30 Looking at Stars  Variant Vowels au, aw, alk, alt, al LOOKING AT STARS JACK MONROE <i>Informational</i></p>
















Magnetic Readers at a Glance



Use the following chart to find the skill focus, title, author, and genre for each Magnetic Reader.

<p>UNIT 1: Self and Others</p>	<p>1 Helpful Pals</p>  <p>Short Vowels</p> <p>HELPFUL PALS SUSAN HODGES <i>Informational</i></p>	<p>2 On the Playground</p>  <p>Beginning Digraphs <i>sh, th, ch, wh</i></p> <p>ON THE PLAYGROUND MARY SUE O'GRADY <i>Literature</i></p>	<p>3 The Rock with Dots</p>  <p>Ending Digraphs <i>sh, th, ch, tch, ng</i></p> <p>THE ROCK WITH DOTS JUDIE OFFERDAHL <i>Literature</i></p>	<p>4 King of the Frogs</p>  <p>Beginning Blends <i>r-Blends, l-Blends, s-Blends</i></p> <p>KING OF THE FROGS MARGARET FETTY <i>Literature</i></p>	<p>5 Thank You!</p>  <p>Ending Blends <i>st, sk, nt, nd, mp</i></p> <p>THANK YOU! JULIA GARSTECKI <i>Informational</i></p>
<p>UNIT 2: The Arts</p>	<p>6 This Is Land Art</p>  <p>Long Vowels <i>a_e, i_e, o_e, u_e, e_e</i></p> <p>THIS IS LAND ART SARAH PRATT <i>Informational</i></p>	<p>7 The Art Contest</p>  <p>Soft c and g</p> <p>THE ART CONTEST ELAINA JACOBS <i>Literature</i></p>	<p>8 Fit for a King</p>  <p>Three-Letter Blends <i>str, spl, spr, scr, thr, shr</i></p> <p>FIT FOR A KING JACOB KEEN <i>Literature</i></p>	<p>9 Art Inside and Out</p>  <p>Long a <i>a, ai, ay, ea, eigh, ey</i></p> <p>ART INSIDE AND OUT CHRISTINA WILSDON <i>Informational</i></p>	<p>10 The Art Team</p>  <p>Long e <i>e, ee, y, ea, ie, ey</i></p> <p>THE ART TEAM CARRIE GILL <i>Literature</i></p>
<p>UNIT 3: Science</p>	<p>11 In the Woodland</p>  <p>Long i <i>y, igh, i, ie</i></p> <p>IN THE WOODLAND CONNOR TATE <i>Informational</i></p>	<p>12 Life in the Sea</p>  <p>Long o <i>o, oa, ow, oe</i></p> <p>LIFE IN THE SEA LESLIE A. ROTSKY <i>Informational</i></p>	<p>13 A Desert Day</p>  <p>Long u <i>u_e, ue, ew, u</i></p> <p>A DESERT DAY JOHN BARON <i>Literature</i></p>	<p>14 Safe in Town</p>  <p>Silent Letters <i>wr, kn, gn, mb, sc</i></p> <p>SAFE IN TOWN SOFIA GARCIA <i>Literature</i></p>	<p>15 In the Rainforest</p>  <p>r-Controlled Vowels <i>ar</i></p> <p>IN THE RAINFOREST BRYAN LANGDO <i>Informational</i></p>

Continued on next page

<p>UNIT 4: Social Studies</p>	<p>16 The Big Trip  r-Controlled Vowels <i>er, ir, ur, or</i> THE BIG TRIP BRYSON LANGLEY <i>Literature</i></p>	<p>17 Let's Explore Regions  r-Controlled Vowels <i>or, ore, oar</i> LET'S EXPLORE REGIONS IRIS STATTON <i>Informational</i></p>	<p>18 Lots to See!  r-Controlled Vowels <i>ear, eer, ere</i> LOTS TO SEE! ZACK RENDON <i>Informational</i></p>	<p>19 Little Bird, Big Trip  r-Controlled Vowels <i>are, ere, air, ear</i> LITTLE BIRD, BIG TRIP JAMES DOOLEY <i>Literature</i></p>	<p>20 Interesting Islands  Diphthongs <i>ou, ow</i> INTERESTING ISLANDS MARY LINDEEN <i>Informational</i></p>
<p>UNIT 5: Literature</p>	<p>21 Joining the Club  Diphthongs <i>oi, oy</i> JOINING THE CLUB ROWAN OBACH <i>Literature</i></p>	<p>22 What Really Happened?  Variant Vowels <i>oo, ou, u</i> WHAT REALLY HAPPENED? MEG HERNANDEZ <i>Literature</i></p>	<p>23 A Trip Like No Other  Variant Vowels <i>oo, ou, ew, ue, u_e</i> A TRIP LIKE NO OTHER LAURA TOWNSEND <i>Informational</i></p>	<p>24 When It's Dark  Variant Vowels <i>aw, au, al</i> WHEN IT'S DARK JONATHAN WALSH <i>Literature</i></p>	<p>25 The Story in a Quilt  Short Vowel Digraphs <i>ea, y, ou</i> THE STORY IN A QUILT KELLY MILNER <i>Informational</i></p>
<p>UNIT 6: Science</p>	<p>26 Landforms  Closed and Open Syllables LANDFORMS MARIA MEYER <i>Informational</i></p>	<p>27 Water Wonders  Final e Syllables WATER WONDERS MAXWELL EGAN <i>Informational</i></p>	<p>28 Volcanoes Change Land  r-Controlled Vowel Syllables <i>/ûr/, /âr/, /ôr/, /âr/, /îr/</i> VOLCANOES CHANGE LAND GABRIEL CARRILLO <i>Informational</i></p>	<p>29 A Mountain Hike  Final Stable Syllables <i>sion, tion, le, el, al</i> A MOUNTAIN HIKE DYLAN HAMM <i>Literature</i></p>	<p>30 Joan's Rocks  Vowel Team Syllables JOAN'S ROCKS ISABELLE ECHEVARRIA <i>Literature</i></p>


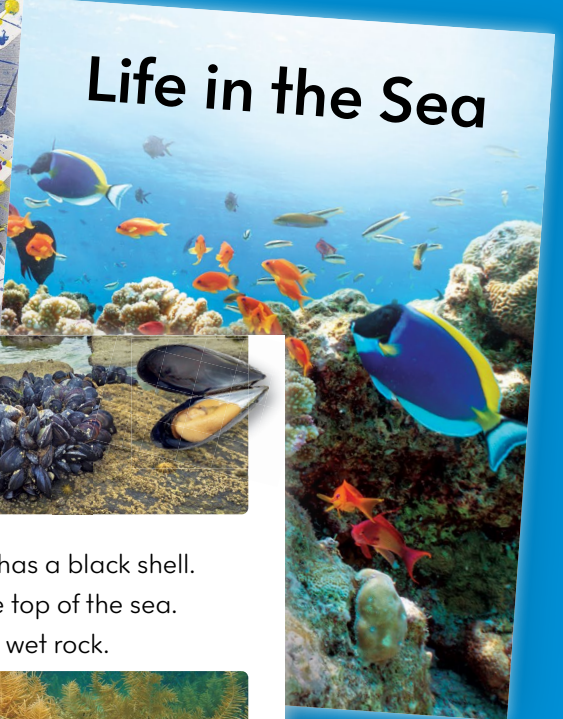
Classroom Decodable Set for Grades K–2

Ignite a lifelong love of reading with texts that captivate and challenge Grades K–2 readers! Students will build fluency and begin to build background knowledge as they practice decoding.

Top to Bottom

Flinging Paint

Life in the Sea



This is the sea.
It has a top.
It has deep water in the middle.
It has a bottom.
It has animals in it.
We can look at some sea animals.


②

This mussel has a black shell.
It lives at the top of the sea.
It can grip a wet rock.



A trumpet fish hangs on a sea fan.
This fish and this fan are animals.
They live at the top as well.

Scan the QR code to view
sample Magnetic Readers.



Engaging Young Readers

The Magnetic Readers include a mix of 50 percent fiction and 50 percent nonfiction texts. They begin to build knowledge in social studies and science while also introducing students to topics in literature and the arts. The content in the decodables helps create confident, fluent, and motivated readers.