


# Weekly Card Pack

Use these cards to teach *Magnetic Reading Foundations* weekly lessons. The Word Building Cards are repeated throughout the weeks and are therefore not included in this pack. You can find the entire set of Word Building Cards on the Program Implementation tab under Plan Instruction: Program Cards, or you can use the boxed card set that comes with the program.


UNIT 6, WEEK 27		
Super Word Cards	Sound-Spelling & Articulation Cards	Word Building Cards
<i>do, into, very, who</i>	Long e	<i>b, d, e (2), ee, f, h, k, l, m, n, p (2), s, t, w</i>




Super Word Cards



Sound-Spelling Cards



Articulation Cards



Word Building Cards

1. Cut along the dashed lines.



e\_e    y\_i    ie

e    ea    ee    ey



## Articulation Vowel /ē/ (e, ea, ee, ey, e\_e, y, i, ie)

To make the /ē/ sound:

- First, open your mouth in a wide smile.
- Next, hold the front of your tongue a little forward and high in your mouth.
- Then, use your voice and let the air flow out of your mouth.
- Place your fingers on your throat and say the sound again. Do you feel your throat vibrate? (Yes.)

### Exemplar Words

#### Initial Position

each eagle eat eel

#### Medial Position

chief eve field street  
dream feet heat these

#### Final Position

baby happy many ski  
be he monkey tree  
funny key she turkey

### Sound Transfer from Home Language

Transfer: Spanish

Approximate Transfer: Mandarin, Vietnamese, Arabic, Haitian Creole

Non-Transfer: none

e, ea, ee, ey, e\_e, y, i, ie



1. Cut along the dashed line.
2. Fold along the solid line.



**Do** your work before we play.

How **do** you play it?

**Do** you like this game?

do

1. Cut along the dashed line.
2. Fold along the solid line.



Go **into** the house.  
Do not bump **into** the chair.  
Cut the melon **into** pieces.

into

1. Cut along the dashed line.
2. Fold along the solid line.



I will be very happy for bedtime.

It is making me very sleepy.

The sun is very hot.

very

1. Cut along the dashed line.
2. Fold along the solid line.



**Who** likes to play hide-and-seek?  
The child **who** hides best will win.  
**Who** will be the winner?

who