


Weekly Card Pack

Use these cards to teach *Magnetic Reading Foundations* weekly lessons. The Word Building Cards are repeated throughout the weeks and are therefore not included in this pack. You can find the entire set of Word Building Cards on the Program Implementation tab under Plan Instruction: Program Cards, or you can use the boxed card set that comes with the program.


UNIT 6, WEEK 27		
Super Word Cards	Sound-Spelling & Articulation Cards	Word Building Cards
<i>always, done, give, here</i>	<i>ou /ou/, ow /ou/</i>	<i>a (2), d, e (2), f, fr, g, h, i, l, n, o, ow, p, r, s, t, u, v, w, y</i> <i>(Full set may be needed for Session 2 Read Connected Text)</i>




Super Word Cards



Sound-Spelling Cards



Articulation Cards



Word Building Cards

1. Cut along the dashed lines.



ow
ou

1. Cut along the dashed line.
2. Fold along the solid line.



Articulation Diphthong /ou/ (ow, ou)

To make the /ou/ sound:

- First, open your mouth.
- Next, place your tongue low and toward the front of your mouth.
- Then, turn on your voice and push the air out as you start to close your mouth into a circle.
- Place your fingers on your throat and say the sound again. Do you feel your throat vibrate? (Yes.)

Exemplar Words

Medial Position

cloud	mouth	brown	growl
couch	shout	crowd	howl
count	sound	down	prowl
found	south	frown	town

Final Position

how	now	plow	wow
-----	-----	------	-----

Sound Transfer from Home Language

Transfer: Mandarin, Vietnamese, Arabic

Approximate Transfer: Spanish, Haitian Creole

Non-Transfer: none

OW, OU



1. Cut along the dashed line.
2. Fold along the solid line.



When it's time, I always feed them.

We always tell them to wait.

My pets are always hungry!

always

1. Cut along the dashed line.
2. Fold along the solid line.



Are you **done** with your chores?
I will be **done** when I make my bed.
Lunch should be **done** by then.

done

1. Cut along the dashed line.
2. Fold along the solid line.



GIVE me the soap and a rag, please.

Can you **give** me some help?

We need to **give** the puppy a bath.

give

1. Cut along the dashed line.
2. Fold along the solid line.



Ducks swim by here for the corn.

We can sit here on the dock.

Here is a bag of cracked corn.

here