



Circle the **P**. Then point to each letter and say its name.





Circle the **p**. Then point to each letter and say its name.



	a	b				
f		h	i			
m			p			s
t						

Which pictures start with **p**? Circle them.





Trace and write the letters. Fill the lines.

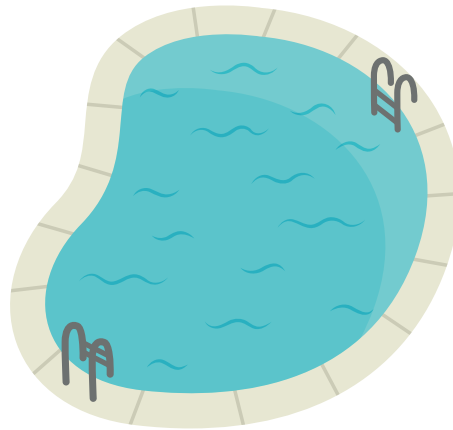
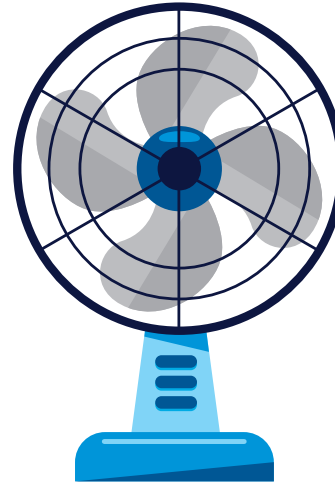

Tracing practice lines for uppercase 'P' and lowercase 'p'. Each letter is shown twice with numbered arrows indicating stroke order. The first stroke is a vertical line down, and the second stroke is a curved line starting from the top of the vertical line, curving to the right and then down. The lines are blue, with a dashed midline for the lowercase 'p'.

Circle your best **P** and **p**!

Trace and write the letters. Fill the lines. Circle your best letters!



Say each picture name. Write **Pp** if the picture has the same first sound as **pumpkin**.





Pip is in the dance show. Who is in the dance show?

 **Pip**

Pip's shoes go tap, tap when he dances. Listen!

 **Tap!**

 **Tap!**



Tif is in the show, too. Who is in the show?

Tif


Tif dances well! Pip pats her on the back.

Pat.

Pat.



Circle the **C**. Then point to each letter and say its name.










Circle the **c**. Then point to each letter and say its name.

A grid of 28 circles arranged in 4 rows and 7 columns. The first circle in the top row is a green character with a face and antennae. The other circles are light green. Some circles contain lowercase letters: Row 1: a, b, c; Row 2: f, h, i; Row 3: m, p, s; Row 4: t. All other circles are empty.

Say each picture name. Draw lines to sort the pictures.



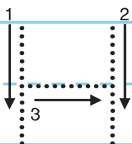
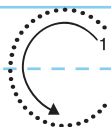


Trace and write the letters. Fill the lines.

Tracing practice lines for uppercase 'C' and lowercase 'c'. Each letter is shown with a dotted outline and a numbered arrow indicating the stroke direction. The lines are designed for handwriting practice, with solid top and bottom lines and a dashed middle line.

Circle your best **C** and **c**!

Trace and write the letters. Fill the lines. Circle your best letters!



Say each picture name. Write **Cc** if the picture has the same first sound as **can** or **kite**.



---

---

---



---

---

---



---

---

---



---

---

---



Cam and Pam got ready for the dance. Cam put on her costume.

Did it fit Cam?

**It fit Cam.**



Pam put on her costume. Did it fit Pam?

**It fit Pam.**







Cat put on a costume. His costume is a hat. Who is in the hat?

 **Cat**


Did the hat fit Cat?

 **It fit Cat!**

Cam and Pam looked at Cat. They laughed and laughed!



Listen and write the letters.

1. Three horizontal blue lines for handwriting practice: a solid top line, a dashed middle line, and a solid bottom line.
2. Three horizontal blue lines for handwriting practice: a solid top line, a dashed middle line, and a solid bottom line.
3. Three horizontal blue lines for handwriting practice: a solid top line, a dashed middle line, and a solid bottom line.
4. Three horizontal blue lines for handwriting practice: a solid top line, a dashed middle line, and a solid bottom line.

Listen and write the letters.

1.

2.

3.

4.