









TIPS AND TOOLS

Setting Goals and Engaging Students

Set clear goals with students and celebrate growth and progress.

| Tips | Tools |
|--|---|
| <p>Review Purpose, Expectations, and Tips</p> <ul style="list-style-type: none"> Explain why the Diagnostic is important and review expectations. Describe the student Diagnostic experience and provide helpful test-taking tips. | <p>PRESENTATION</p> <ul style="list-style-type: none"> Preparing Students for the Diagnostic Grades K–5: English Spanish Grades 6–12: English Spanish  <p>SUCCESS CENTRAL PAGE</p> <p>Digital Readiness</p>  |
| <p>Motivate Students to Try Their Best</p> <ul style="list-style-type: none"> Encourage students to try their best by having them write commitments before taking the Diagnostic. | <p>STUDENT RESOURCES</p> <ul style="list-style-type: none"> Student Data Trackers, Pledge Sheets, and Learning Reflections Grades K–5 Grades 6–12  |
| <p>Create Individual and Class Goals</p> <ul style="list-style-type: none"> Help students set individual goals and consider sharing class goals (e.g., “Our class will have zero students rushing.”). Help students create goals for the first Diagnostic of the fall through one-on-one data chats using historical data from their spring Diagnostic assessments. | <p>FAQ</p> <ul style="list-style-type: none"> How do I set goals with students?  |
| <p>Have a “Meet It or Beat It” Challenge</p> <ul style="list-style-type: none"> After meeting for individual student data chats, encourage the whole class to “meet” or “beat” their <i>i-Ready</i> results from the spring of the previous year. Encourage students to reflect on their most recent Diagnostic from this past spring, set a goal for the first Diagnostic of the fall, and then celebrate their results. | <p>DATA CHATS</p> <ul style="list-style-type: none"> Student Data Chats Grades K–5 Grades 6–12  |
| <p>Communicate with Families</p> <ul style="list-style-type: none"> Send a letter home to families before students take the Diagnostic explaining what the assessment is and how they can help prepare their students. | <p>COMMUNICATION SUPPORT</p> <ul style="list-style-type: none"> Communication Templates to Families (Available in English, Spanish, Portuguese, and Haitian Creole)  |

Access all these resources on Success Central at [Set and Track Growth Goals](#) and [Engage Students](#).