


i-Ready Personalized Instruction and Tennessee State Assessment Performance

Curriculum Associates Research | February 2026

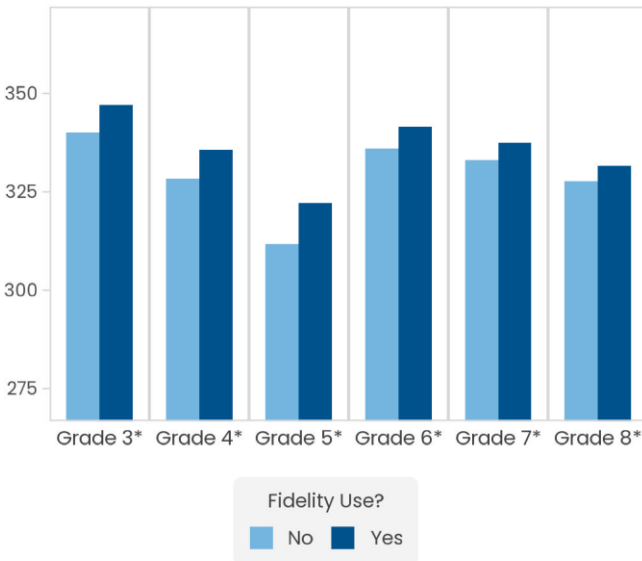
To understand the association between the use of *i-Ready Personalized Instruction* (PI) and performance on the Tennessee state assessment, the Tennessee Comprehensive Assessment Program (TCAP), Curriculum Associates evaluated TCAP scores and proficiency levels. Analyses included 51,344 students who used *i-Ready* PI during the 2024–2025 school year. These analyses examined the difference in state scores and proficiency rates between students who used *i-Ready* PI as intended and students using the program less consistently, accounting for fall performance. In both reading and mathematics, students who used *i-Ready* PI with fidelity demonstrated higher state test scores and were more likely to be proficient in all grades.



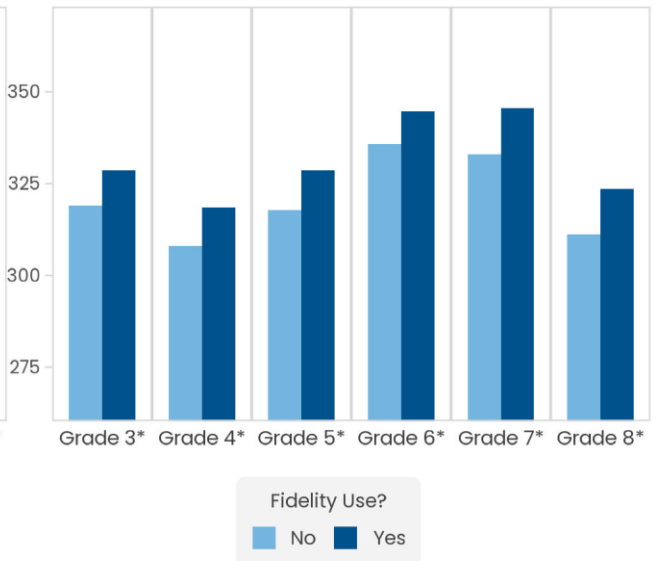
RESEARCH SAMPLE
51,344 students
235 schools
11 districts

FIDELITY USE
≥70% pass rate
≥18 weeks per year
≥30 minutes per week

Tennessee Reading Scores by *i-Ready* PI Use



Tennessee Mathematics Scores by *i-Ready* PI Use



Note: *Indicates a statistically significant difference; State scores presented above reflect adjusted averages accounting for fall baseline performance. The non-fidelity group includes students whose *i-Ready* PI use was not sufficient to meet fidelity standards.

Methods: Researchers used statistical modeling to evaluate student performance (state test scores and proficiency rates) based on *i-Ready* PI usage. These models, graphed above, adjust for fall *i-Ready Diagnostic* scores to account for student performance at school entry. Reading and mathematics scores were modeled separately by grade level. All models removed outliers in *i-Ready* PI usage. All results are correlational, testing if *i-Ready* PI usage is associated with differences in state scores/proficiency.