

# Student Digital Experience

*Walkthrough*



Grades

**K-5**

# Boost Student Engagement and Understanding


The Student Digital Experience includes a wealth of interactive tools and games that encourage exploration and develop conceptual understanding.

All student resources are accessed directly from the online student dashboard on [i-ReadyConnect.com](https://i-ReadyConnect.com), making it easy for students to move from one resource to another.

This guide will walk you through how to access the materials contained in this easy-to-use platform.

Student Dashboard . . . . .	<a href="#">4</a>
To Do . . . . .	<a href="#">6</a>
My Progress . . . . .	<a href="#">7</a>
Student Bookshelf . . . . .	<a href="#">8</a>
Resources . . . . .	<a href="#">9</a>
Navigational Tools . . . . .	<a href="#">10</a>
Digital Math Tools . . . . .	<a href="#">12</a>
Learning Games . . . . .	<a href="#">14</a>

# Don't Miss These Engaging Resources



**Interactive Practice with Technology-Enhanced Items**

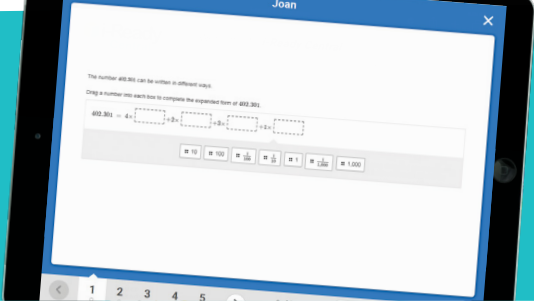
Teachers can assign digital Interactive Practice to help students build understanding and fluency through the use of technology-enhanced items.


**Page 6**

**Comprehension Checks**

Teachers can assign digital Comprehension Checks to assess student understanding of the concepts in each lesson and unit.

**Page 6**





**Student Bookshelf**

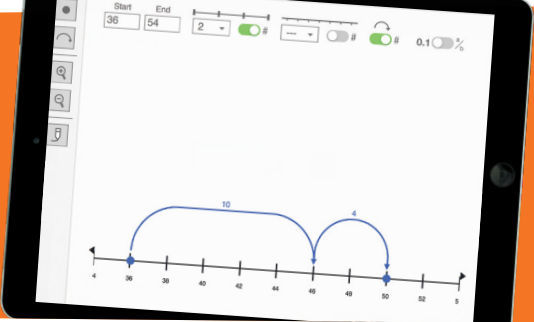
The Student Bookshelf offers online access to the print Student Worktext along with many additional digital features that make it easy to navigate and personalize.

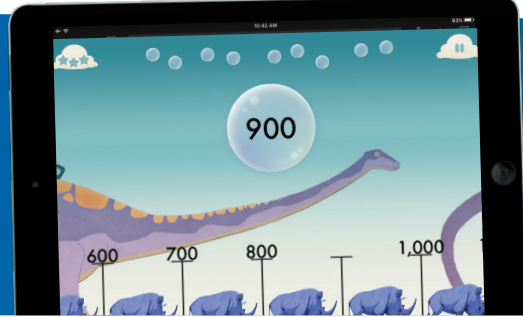
**Page 8**

**Digital Math Tools**

A full suite of Digital Math Tools allows students to explore mathematics concepts using multiple models.

**Page 12**





**Learning Games**

Interactive Learning Games help students gain a rich conceptual understanding of mathematics concepts, improve fluency, and develop a positive relationship to challenge.

**Page 14**



# Navigating the Student Dashboard

Once students log in, they will see their student dashboard, which provides easy access to all *i-Ready Classroom Mathematics* digital student resources.

See all **Teacher-Assigned** Interactive Practice and Comprehension Checks.

Toggle between **Current** and **Past Due** assignments.

If system-driven items are available, such as the Diagnostic assessment or Personalized Instruction\* lessons, students can access them in the **My Path** section.

**Family Center:** Access resources and support for families.

**To Do:** Access all assignments.

**My Progress:** Self-monitor progress.

**Bookshelf:** Open Student Bookshelf to access the digital Student Worktext and Family Resources.

**Tools:** Use Digital Math Tools to explore mathematical concepts.

**Learning Games:** Find playful practice to build understanding and fluency.




Age-appropriate interface for **Grades K-2**



**My Stuff:** Adjust settings, such as selecting a background theme or a Study Buddy character (Grades K-2).

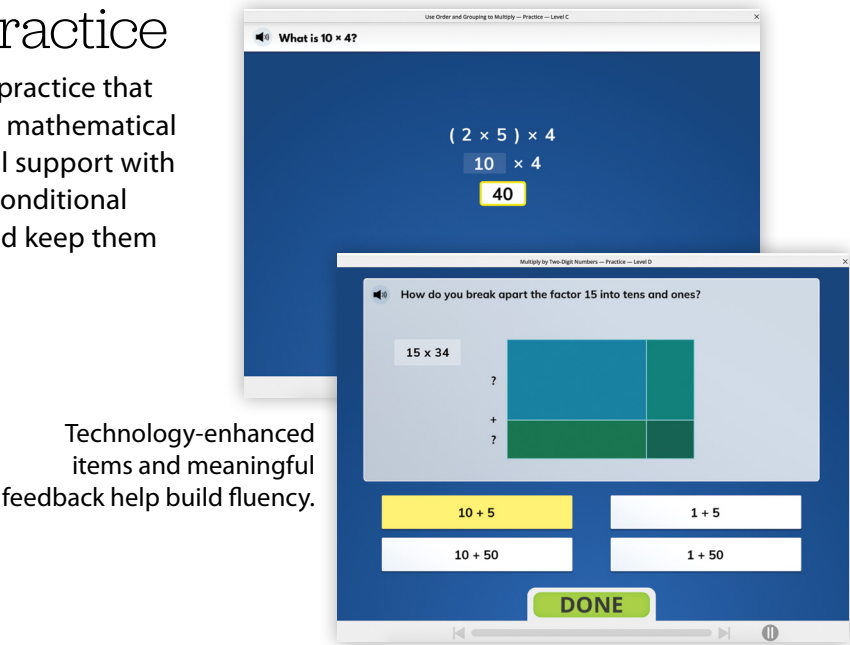
\*Personalized Instruction is an optional add-on.

# Navigating To Do



## Teacher-Assigned Practice

Interactive Practice is assignable digital practice that reinforces student understanding of the mathematical concepts students often need additional support with the most. Students receive immediate, conditional feedback to encourage perseverance and keep them on track.

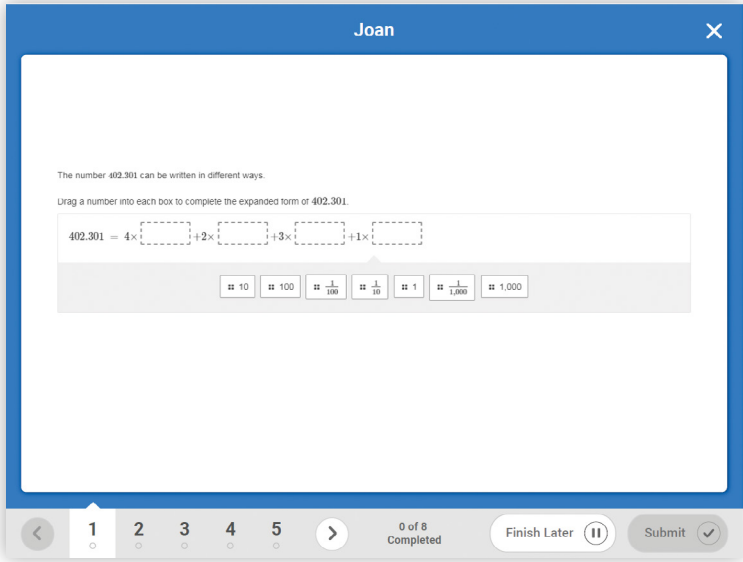


Technology-enhanced items and meaningful feedback help build fluency.

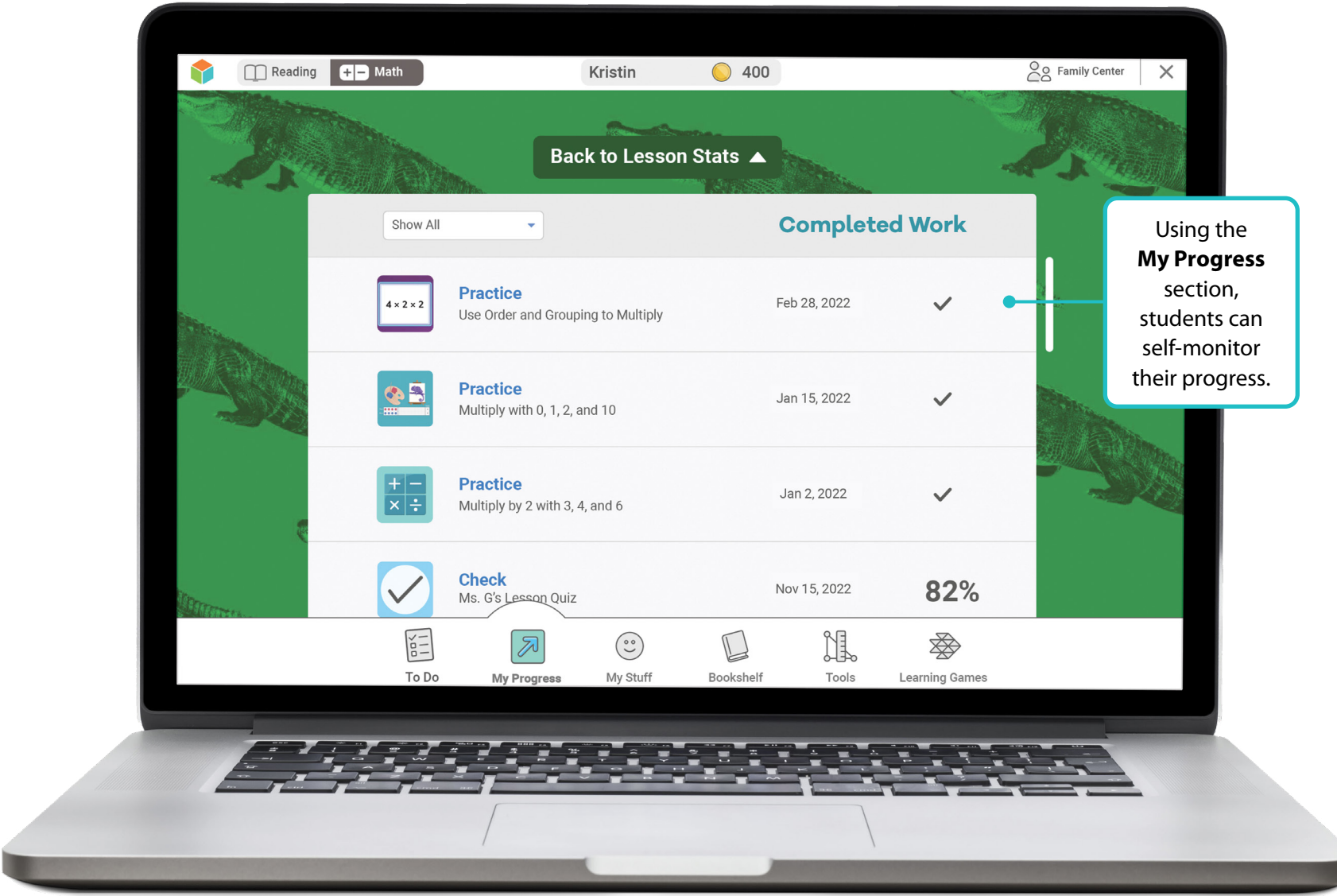

## Teacher-Assigned Assessments

Comprehension Checks are auto-scored digital assessments comparable to the Lesson Quiz, Mid-Unit Assessment, and Unit Assessment. Teachers can assign the premade Comprehension Checks or customize the question set to meet the unique needs of their class.

Example of Grade 5 Comprehension Check item



# Navigating My Progress





# Navigating the Student Bookshelf

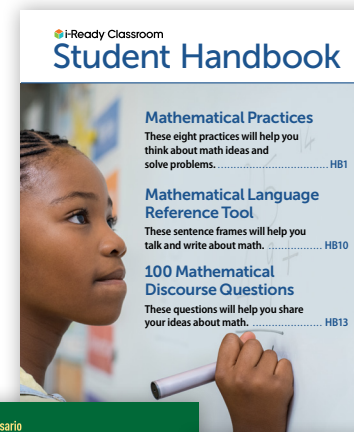
The Student Bookshelf is the digital version of the Student Worktext. Within this version, students have the ability to highlight, take notes, or have the pages of the Student Worktext read to them.



## 1 Front of Book:

Within Front of Book, students can access the **Student Handbook** that contains:


- **E/S** Mathematical Practices
- **E/S** Mathematical Language Reference Tool
- **E/S** 100 Mathematical Discourse Questions



## 2 End of Book:

Within End of Book, students can access:



- **E/S** Bilingual English/Spanish Glossary
- **E/S** Academic Vocabulary Glossary
- **E/S** Multilingual Glossary  
*Includes Arabic, Chinese, French, Haitian Creole, Portuguese, Russian, Spanish, Tagalog, Urdu, and Vietnamese*



## 3 Family Resources:

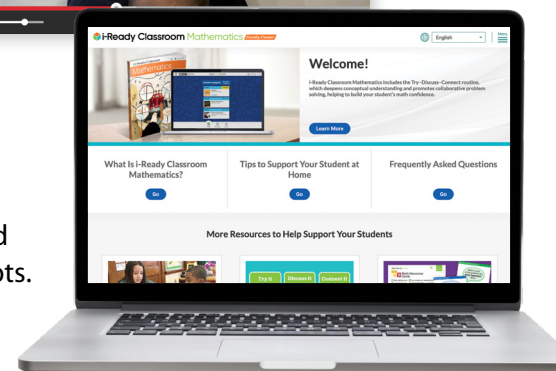
Within **Family Resources**, students can access:

- **E/S Family Letters** Family Letters, available in 11 languages, can be found in both the print and digital Student Worktext.
- **Unit Flow & Progression Videos**  
Each unit includes a video showing the flow and progression of the mathematics concepts within that unit. The Unit Flow & Progression Videos are accessible for students and families to help them gain a better understanding of the progression of the standards and the strategies that are taught within each unit of *i-Ready Classroom Mathematics*. Videos are closed captioned in English and Spanish.
- **E/S i-Ready Classroom Mathematics Family Center**  
This website provides information and resources for parents and families to learn more about the program and ways to support student success.



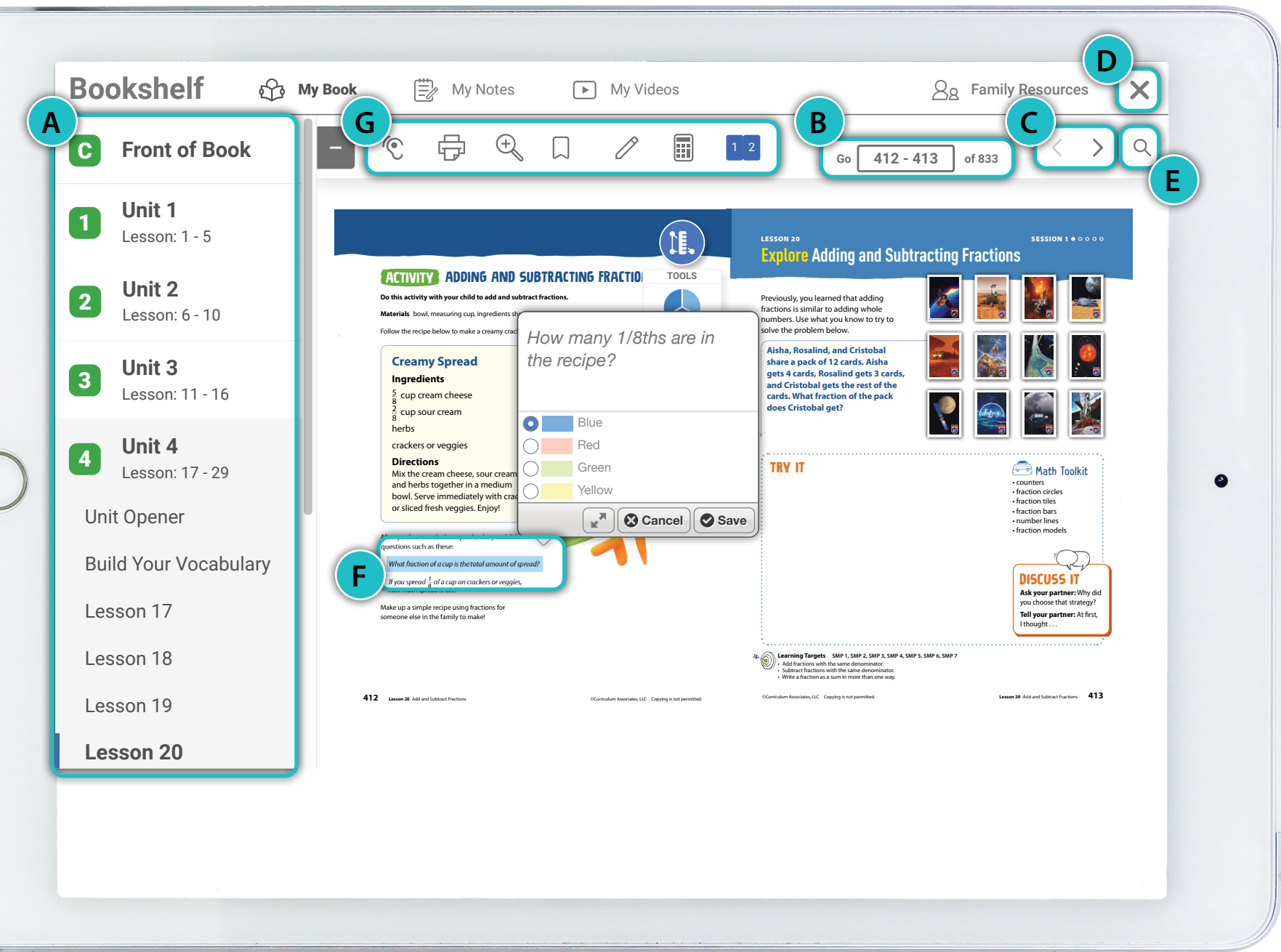
## 4 My Videos (Grades 2–5)

Give students 24/7 access to a personal math tutor. The **Develop Session Video Library** includes instructional videos that can be used for remote learning, homework support, or to reteach session concepts.

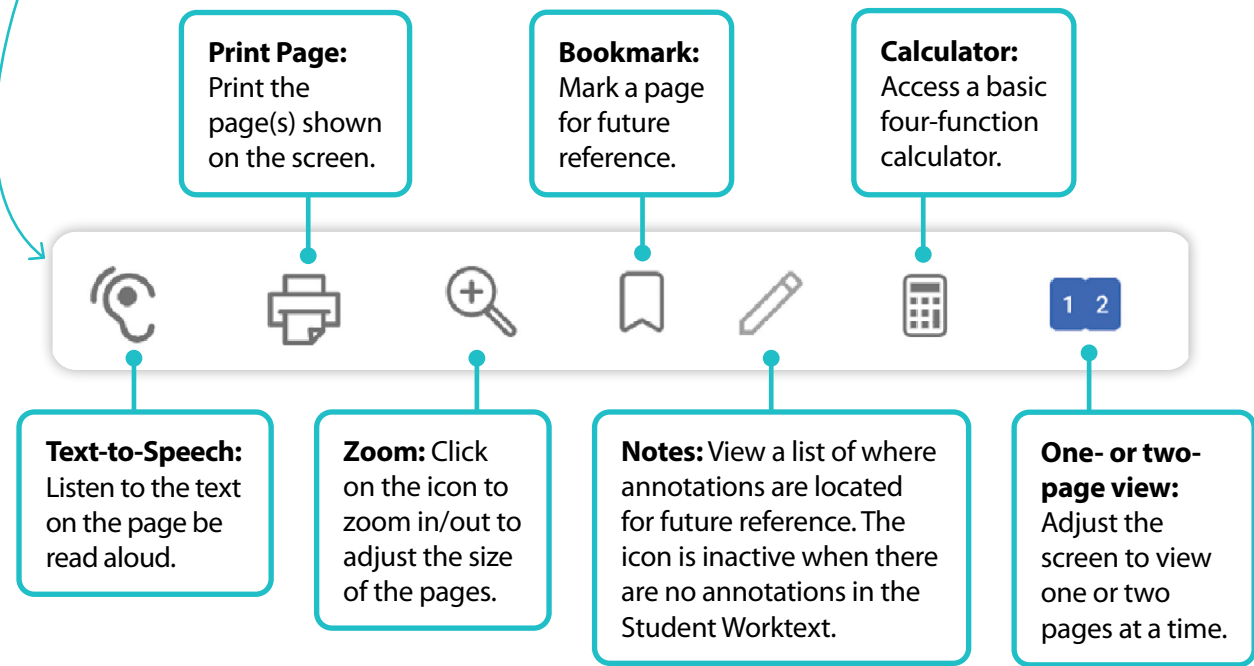


**E/S** = Available in English and Spanish

# Navigating the Student Bookshelf, Cont'd.



- A** To **navigate to a specific lesson**, choose the unit, then the lesson on the left side of the screen.
- B** Go **directly to a specific page** within the Student Worktext by entering the page number.
- C** Click the arrows to **page forward** or **backward** within each lesson.
- D** Select the "X" to **return to the dashboard**.
- E** **Search by keyword** to find where they occur within the Student Worktext.
- F** **Annotations can be added** by highlighting text on a page, clicking the blue square to enter notes, and selecting a highlighter color.
- G** **Navigational tools included for the student:**



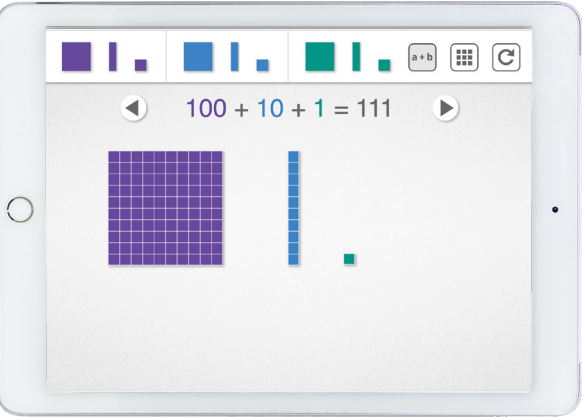

**Student Bookshelf iPad® Compatibility:** All assets within the *i-Ready Classroom Mathematics* online Student Bookshelf are fully supported on iPads (iOS® 15.1 and higher).

iPad® is a registered trademark of Apple, Inc.  
IOS is a trademark of Cisco in the US and other countries and is used under license.

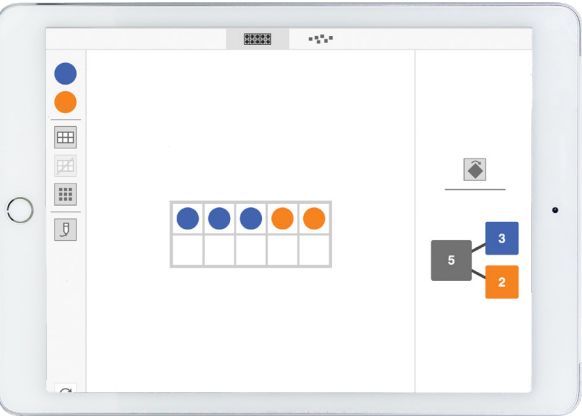


# Navigating the Digital Math Tools

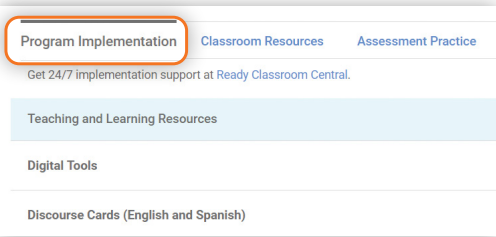
A full suite of virtual math manipulatives allows students to explore mathematical concepts using multiple models.



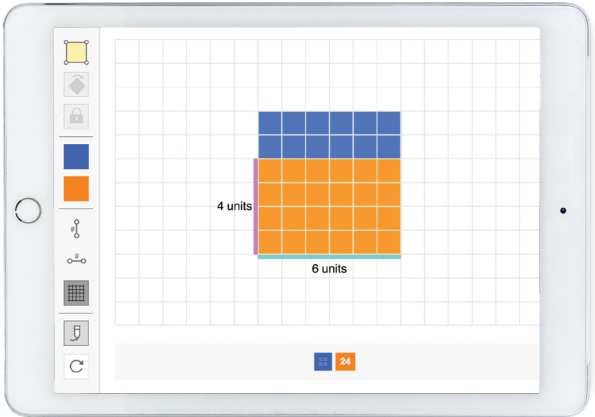
**Base-Ten Blocks**  
Use base-ten blocks to represent, add, and subtract numbers by place value. Break blocks apart for a visual representation of regrouping numbers that real blocks don't provide.



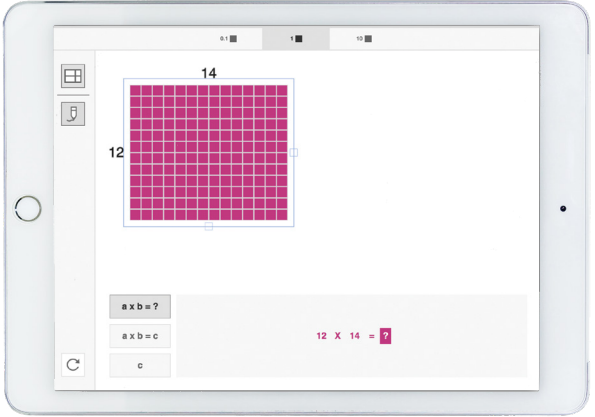
**Counters and Connecting Cubes**  
Count, build number relations, and compose and decompose numbers with the use of the two-color counters, ten frames, and number bonds. Reveal one, two, or three parts of the number bond to develop part-whole relationships.



Learn how to use the Digital Math Tools on the Teacher Toolbox under the **Program Implementation** tab.



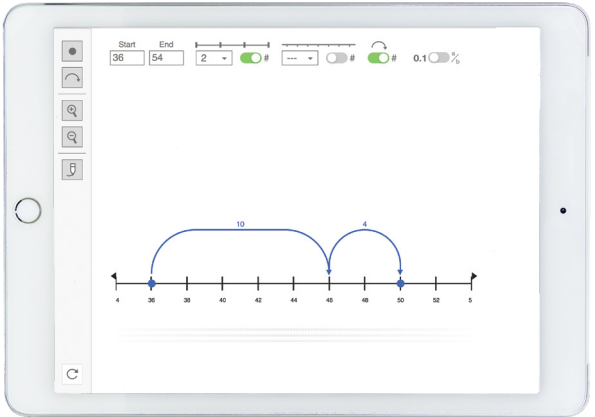
**Perimeter and Area Models**  
Build rectangular arrays and rectilinear figures in order to develop a conceptual understanding of area and perimeter.



**Multiplication Models**  
Investigate area models for multiplication, and visually explore partial products from decimals to hundreds.




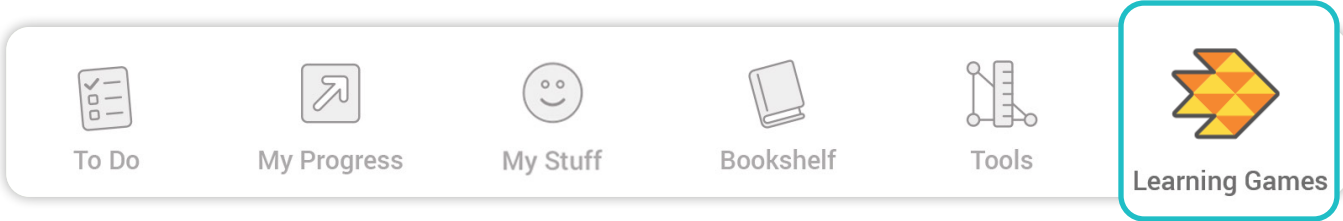
**Fraction Models**  
Use area models, fraction strips, and number lines to create clear visual representations of fractions. Develop a clear conceptual understanding of fractions in order to compare, add, subtract, and multiply.



**Number Lines**  
Design your own number line and use it to show relative position of numbers, rounding, and to model addition, subtraction, and multiplication. Also model fractions, decimals, and whole numbers.


# Navigating the Learning Games

Learning Games offer a multisensory approach to engaging students in fluency practice. They provide an interactive exploration of key skills in a low-stakes setting, allowing students to develop a positive attitude toward challenge and perseverance. Available in English and Spanish!




**Hungry Guppy**  
Students develop fluency with addition and subtraction.  
*Grades K–2*

**Hungry Fish**  
Students develop fluency with addition and subtraction, including integers.  
*Grades K–5*



**Match**  
Students increase fluency with numbers and operations.  
*Grades K–5*




**Zoom**  
Students develop understanding of place value and the number line.  
*Grades K–5*

**Bounce**  
Students build fluency with integers and fractions.  
*Grades K–5*



**Pizza**  
Students build mental math and real-world economic skills.  
*Grades 2–5*

**Cupcake**  
Students practice word problems by decoding real-world economics and navigating coordinate planes.  
*Grades 2–5*



**Cloud Machine**  
Students build conceptual understanding of fractions by solving visual puzzles.  
*Grades 3–5*



Learn more at  
[i-ReadyClassroomMathematics.com/24.](https://i-ReadyClassroomMathematics.com/24)

To see how other educators are maximizing their  
*i-Ready Classroom Mathematics* experience, follow us on social media!



[@MyiReady](https://www.instagram.com/MyiReady)



[Curriculum Associates](https://www.facebook.com/CurriculumAssociates)



[@CurriculumAssoc](https://twitter.com/CurriculumAssoc)



[iReady](https://www.pinterest.com/iReady)



34510.0