Online Educator Learning

Access on-demand, interactive courses that enhance concepts introduced in facilitated professional learning sessions. These digital courses explore critical *i-Ready* features and best practices to help you and your teachers maximize the program.

Access these courses from the Online Educator Learning platform under the *Help* button on your *i-Ready* dashboard. For more information, search *online educator learning* on i-ReadyCentral.com.

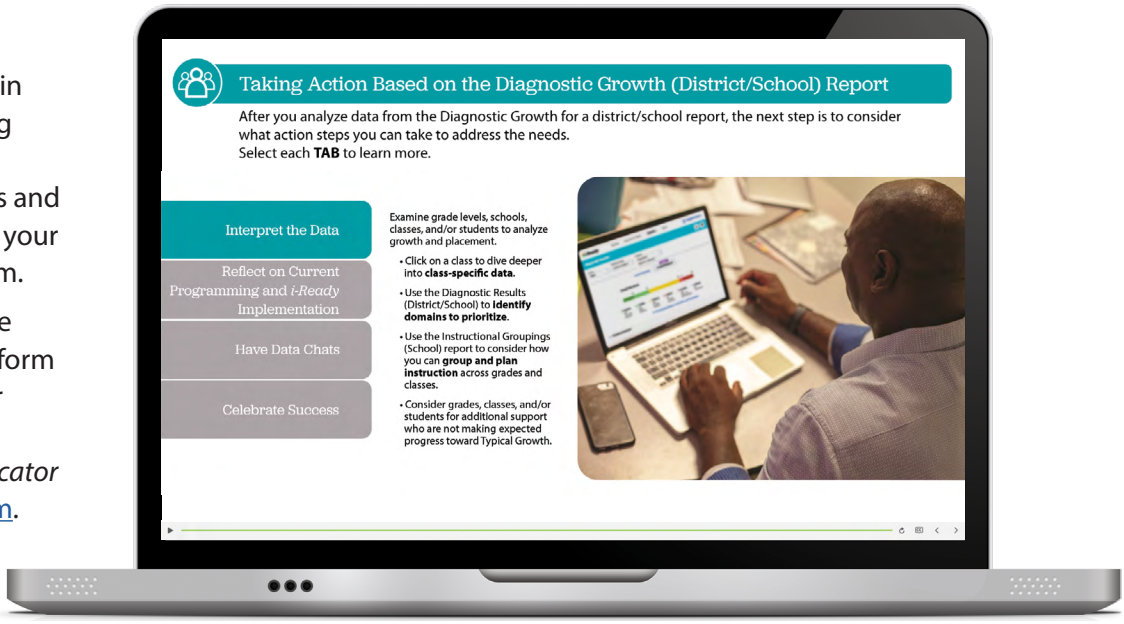



Topics Include:

- Administering the Diagnostic
- Getting Started for Leaders
- Best Practices for *i-Ready Personalized Instruction*
- Introduction to Diagnostic Results
- Introduction to Diagnostic Growth Reports
- Preparing for Small Group Instruction
- Engaging Students through Data Chats
- Using the Grade-Level Planning (Prerequisites) Report to Inform Instruction
- Using the Grade-Level Planning (Scaffolding) Report to Inform Instruction

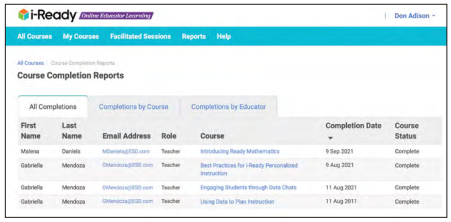

Course completion reports are available!

These reports will help you confirm educator completion of learning courses, gain insight into how educators are using digital professional learning, and determine topics of interest and areas of need. ***Search* course completion report *on* i-ReadyCentral.com *for details.***

Start planning how you'll use these learning experiences with educators now.

© 2024 Curriculum Associates, LLC. All rights reserved. | 06/24 0K | 2324495

i-Ready

For more information, visit OEL.i-Ready.com.

WORKSHEET

Digital Learning Action Plan

Develop a plan to use Online Educator Learning with your teachers and staff. Keep in mind that the digital courses are flexible, allowing educators to engage at their own pace.

Step 1: Identify Goals	Step 2: Select Course(s)	Step 3: Identify Audience	Step 4: Plan	Step 5: Follow Up
What are the learning goals of your district, school, and/or teachers?	Which course(s) support your learning goals?	Which educator(s) would benefit from the identified course(s)?	When and how will educators complete the courses (e.g., team meetings, independent participation, etc.)?	How will you address questions, determine next steps, and support teachers?

Time Frame	Courses
Before a Diagnostic	☐ **Administering the Diagnostic:** Get reliable data from the Diagnostic.
	☐ **Getting Started for Leaders:** Support a successful *i-Ready* implementation.
Before Personalized Instruction	☐ **Best Practices for *i-Ready Personalized Instruction*:** Use Personalized Instruction strategically.
Before Small Group Instruction	☐ **Preparing for Small Group Instruction:** Create a plan for small group instruction.
After the First Diagnostic	☐ **Introduction to Diagnostic Results:** Use Diagnostic Results to inform instruction.
After the Second Diagnostic	☐ **Introduction to Diagnostic Growth Reports:** Explore Diagnostic Growth reports to understand how students are progressing.
Throughout the School Year	☐ **Engaging Students through Data Chats:** Learn how to facilitate data conversations.
	☐ **Using the Grade-Level Planning (Prerequisites) Report to Inform Instruction:** Identify students' learning needs for an upcoming unit of math instruction.
	☐ **Using the Grade-Level Planning (Scaffolding) Report to Inform Instruction:** Identify students' unfinished learning needs for upcoming grade-level comprehension instruction.

© 2024 Curriculum Associates, LLC. All rights reserved. | 06/24 0K | 2324495

i-Ready