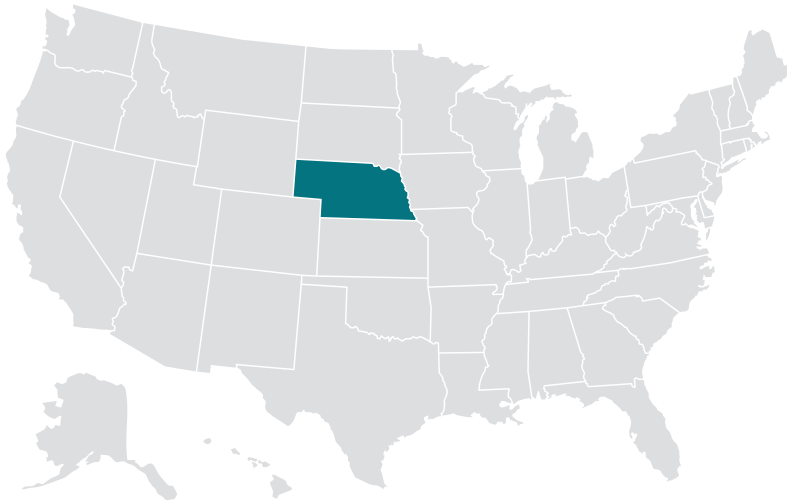


# CANCER CARE IN NEBRASKA



**ASCO Members: 189**  
**ASCO State Affiliate Members: 96**  
\*as of 2024



**Number of Oncology Practices: 18**  
**Number of Oncologists: 142**  
\*as of 2024

**2,005,465 Total Population**  
**6.3% Uninsured Rate**  
(30th Highest) (Percent of Population  
and State Rank, 2023)

**341,081 Medicaid & CHIP  
Beneficiaries**  
(October 2024)

**12,390 Cancer Cases  
Diagnosed**  
(Projected 2025)

**383,472 Medicare  
Beneficiaries**  
(February 2025)

**100,170 Cancer Survivors**  
(Estimated 2022)

**3,470 Cancer Deaths**  
(Projected 2025)

## NIH Research Impact

**11**  
**NIH Funded Institutions**  
(2024)

**\$137,301,284**  
**Total NIH Grant Funding**  
(2024)

**301**  
**Research Projects Funded**  
(2024)

### NIH Funding Improves Research Opportunity

**1** NCI Designated Cancer Center  
**202** NCI supported clinical trials

### NIH Funding Improves Economic Opportunity

NIH grants created and supported more than  
**1,998 jobs** in 2024 and generated **\$371million**  
in new economic activity.

#### Sources

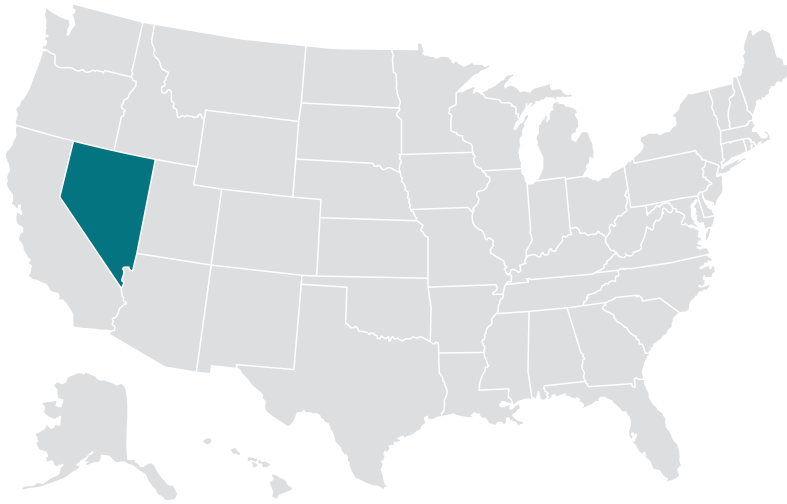
American Cancer Society Cancer Facts & Figures, 2025  
ASCO Workforce Information System  
Census Bureau, 2024 Census Apportionment Results  
CMS, Medicare Enrollment Dashboard, October 2024  
FY2024  
Data.CMS.gov, Oncology Care Model

Data.Medicaid.gov, February 2025 Medicaid &  
CHIP Enrollment Data Highlights  
Kaiser Family Foundation, Health Insurance Coverage of  
Total NCI National Designated Cancer Centers  
NCI Supported Clinical Trials  
NIH Awards by Location and Organization, U.S. FY 2024  
United for Medical Research, State by State, U.S.

For more information visit [asco.org](https://asco.org) or  
contact us at [grassroots@asco.org](mailto:grassroots@asco.org)



# CANCER CARE IN NEVADA



**ASCO Members: 109**  
**ASCO State Affiliate Members: 243**  
\*as of 2024



**Number of Oncology Practices: 14**  
**Number of Oncologists: 130**  
\*as of 2024

**3,267,467 Total Population**  
**10.7% Uninsured Rate**  
(5th Highest) (Percent of Population and State Rank, 2023)

**760,981 Medicaid & CHIP Beneficiaries**  
(October 2024)

**17,540 Cancer Cases Diagnosed**  
(Projected 2025)

**603,863 Medicare Beneficiaries**  
(February 2025)

**141,460 Cancer Survivors**  
(Estimated 2022)

**5,450 Cancer Deaths**  
(Projected 2025)

## NIH Research Impact

**7**  
**NIH Funded Institutions**  
(2024)

**\$32,701,615**  
**Total NIH Grant Funding**  
(2024)

**77**  
**Research Projects Funded**  
(2024)

### NIH Funding Improves Research Opportunity

**0** NCI Designated Cancer Center  
**116** NCI supported clinical trials

### NIH Funding Improves Economic Opportunity

NIH grants created and supported more than **977 jobs** in 2024 and generated **\$202 million** in new economic activity.

#### Sources

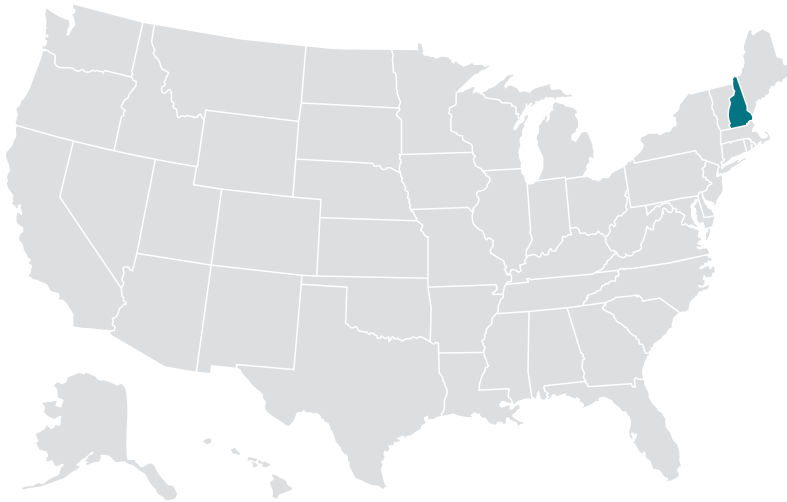
American Cancer Society Cancer Facts & Figures, 2025  
ASCO Workforce Information System  
Census Bureau, 2024 Census Apportionment Results  
CMS, Medicare Enrollment Dashboard, October 2024  
FY2024  
Data.CMS.gov, Oncology Care Model

Data.Medicaid.gov, February 2025 Medicaid & CHIP Enrollment Data Highlights  
Kaiser Family Foundation, Health Insurance Coverage of Total NCI National Designated Cancer Centers  
NCI Supported Clinical Trials  
NIH Awards by Location and Organization, U.S. FY 2024  
United for Medical Research, State by State, U.S.

For more information visit [asco.org](https://asco.org) or contact us at [grassroots@asco.org](mailto:grassroots@asco.org)



# CANCER CARE IN NEW HAMPSHIRE



**ASCO Members: 121**  
**ASCO State Affiliate Members: 620**  
\*as of 2024



**Number of Oncology Practices: 12**  
**Number of Oncologists: 133**  
\*as of 2024

**1,409,032 Total Population**  
**4.6% Uninsured Rate**  
(43rd Highest) (Percent of Population  
and State Rank, 2023)

**183,563 Medicaid & CHIP  
Beneficiaries**  
(October 2024)

**345,313 Medicare  
Beneficiaries**  
(February 2025)

**10,290 Cancer Cases  
Diagnosed**  
(Projected 2025)

**87,680 Cancer Survivors**  
(Estimated 2023)

**2,980 Cancer Deaths**  
(Projected 2025)

## NIH Research Impact

**18**

**NIH Funded Institutions**  
(2024)

**\$131,969,370**

**Total NIH Grant Funding**  
(2024)

**236**

**Research Projects Funded**  
(2024)

### NIH Funding Improves Research Opportunity

**1** NCI Designated Cancer Center  
**135** NCI supported clinical trials

### NIH Funding Improves Economic Opportunity

NIH grants created and supported more than  
**1,158 jobs** in 2024 and generated **\$301 million**  
in new economic activity.

#### Sources

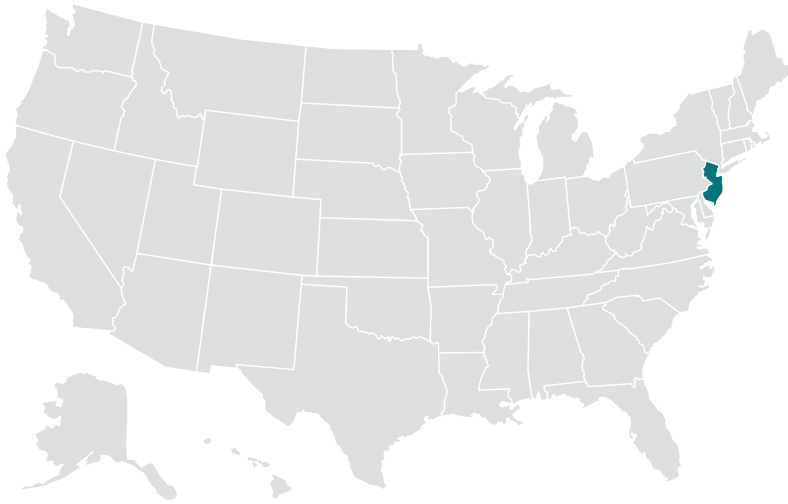
American Cancer Society Cancer Facts & Figures, 2025  
ASCO Workforce Information System  
Census Bureau, 2024 Census Apportionment Results  
CMS, Medicare Enrollment Dashboard, October 2024  
FY2024  
Data.CMS.gov, Oncology Care Model

Data.Medicaid.gov, February 2025 Medicaid &  
CHIP Enrollment Data Highlights  
Kaiser Family Foundation, Health Insurance Coverage of  
Total NCI National Designated Cancer Centers  
NCI Supported Clinical Trials  
NIH Awards by Location and Organization, U.S. FY 2024  
United for Medical Research, State by State, U.S.

For more information visit [asco.org](https://asco.org) or  
contact us at [grassroots@asco.org](mailto:grassroots@asco.org)



# CANCER CARE IN NEW JERSEY



**ASCO Members: 1496**

**ASCO State Affiliate Members: 67**

*\*as of 2024*



**Number of Oncology Practices: 48**

**Number of Oncologists: 766**

*\*as of 2024*

**9,500,851 Total Population**  
**7.2% Uninsured Rate**  
(22nd Highest) (Percent of Population  
and State Rank, 2023)

**1,753,610 Medicaid & CHIP  
Beneficiaries**  
(October 2024)

**1,768,571 Medicare  
Beneficiaries**  
(February 2025)

**59,840 Cancer Cases  
Diagnosed**  
(Projected 2025)

**543,330 Cancer Survivors**  
(Estimated 2022)

**15,180 Cancer Deaths**  
(Projected 2025)

## NIH Research Impact

**53**

**NIH Funded Institutions**  
(2024)

**\$405,110,224**

**Total NIH Grant Funding**  
(2024)

**765**

**Research Projects Funded**  
(2024)

### NIH Funding Improves Research Opportunity

**1** NCI Designated Cancer Center  
**662** NCI supported clinical trials

### NIH Funding Improves Economic Opportunity

NIH grants created and supported more than  
**5,136 jobs** in 2024 and generated **\$1.32 billion**  
in new economic activity.

#### Sources

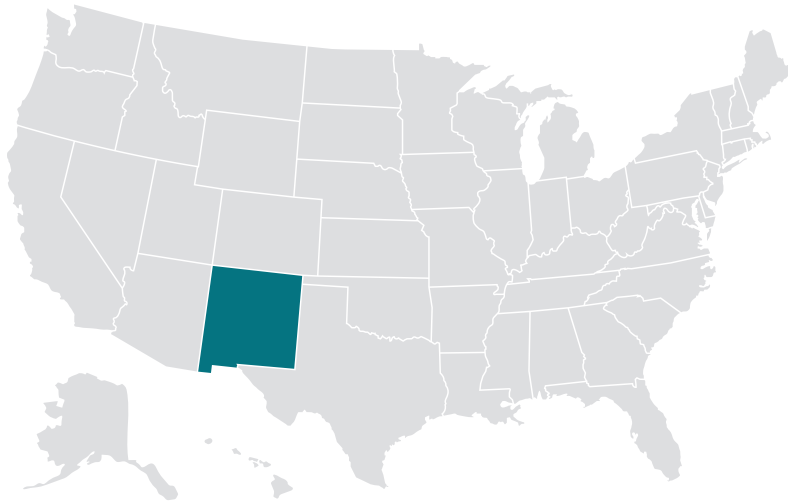
American Cancer Society Cancer Facts & Figures, 2025  
ASCO Workforce Information System  
Census Bureau, 2024 Census Apportionment Results  
CMS, Medicare Enrollment Dashboard, October 2024  
FY2024  
Data.CMS.gov, Oncology Care Model

Data.Medicaid.gov, February 2025 Medicaid &  
CHIP Enrollment Data Highlights  
Kaiser Family Foundation, Health Insurance Coverage of  
Total NCI National Designated Cancer Centers  
NCI Supported Clinical Trials  
NIH Awards by Location and Organization, U.S. FY 2024  
United for Medical Research, State by State, U.S.

For more information visit [asco.org](https://asco.org) or  
contact us at [grassroots@asco.org](mailto:grassroots@asco.org)



# CANCER CARE IN NEW MEXICO



**ASCO Members: 113**  
**ASCO State Affiliate Members: 126**  
\*as of 2024



**Number of Oncology Practices: 17**  
**Number of Oncologists: 122**  
\*as of 2024

**2,130,256 Total Population**  
**9.0% Uninsured Rate**  
(14th Highest) (Percent of Population and State Rank, 2023)

**764,407 Medicaid & CHIP Beneficiaries**  
(October 2024)

**461,649 Medicare Beneficiaries**  
(February 2025)

**11,540 Cancer Cases Diagnosed**  
(Projected 2025)

**93,890 Cancer Survivors**  
(Estimated 2022)

**3,900 Cancer Deaths**  
(Projected 2025)

## NIH Research Impact

**14**  
**NIH Funded Institutions**  
(2024)

**\$122,705,509**  
**Total NIH Grant Funding**  
(2024)

**203**  
**Research Projects Funded**  
(2024)

### NIH Funding Improves Research Opportunity

**1** NCI Designated Cancer Center  
**132** NCI supported clinical trials

### NIH Funding Improves Economic Opportunity

NIH grants created and supported more than **1,472 jobs** in 2024 and generated **\$290 million** in new economic activity.

#### Sources

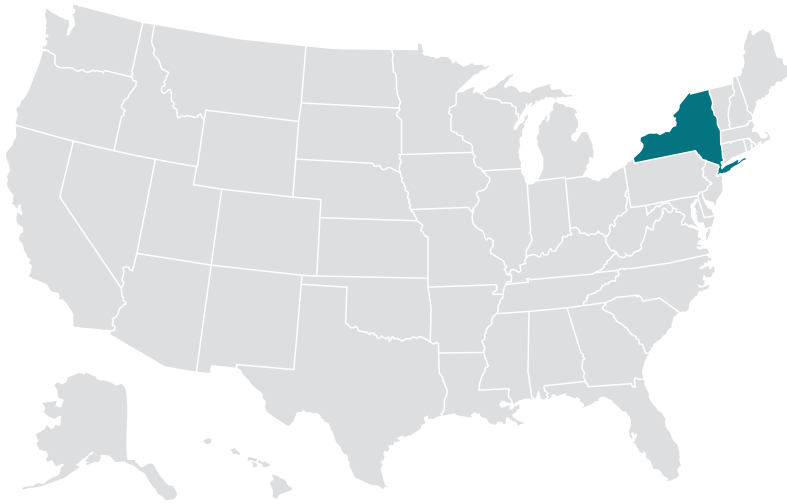
American Cancer Society Cancer Facts & Figures, 2025  
ASCO Workforce Information System  
Census Bureau, 2024 Census Apportionment Results  
CMS, Medicare Enrollment Dashboard, October 2024  
FY2024  
Data.CMS.gov, Oncology Care Model

Data.Medicaid.gov, February 2025 Medicaid & CHIP Enrollment Data Highlights  
Kaiser Family Foundation, Health Insurance Coverage of Total NCI National Designated Cancer Centers  
NCI Supported Clinical Trials  
NIH Awards by Location and Organization, U.S. FY 2024  
United for Medical Research, State by State, U.S.

For more information visit [asco.org](https://asco.org) or contact us at [grassroots@asco.org](mailto:grassroots@asco.org)



# CANCER CARE IN NEW YORK



**ASCO Members: 2874**  
**ASCO State Affiliate Members: 539**  
\*as of 2024



**Number of Oncology Practices: 112**  
**Number of Oncologists: 1990**  
\*as of 2024

**19,867,248** Total Population  
**4.8%** Uninsured Rate  
(42nd Highest) (Percent of Population and State Rank, 2023)

**6,652,419** Medicaid & CHIP Beneficiaries  
(October 2024)

**3,911,645** Medicare Beneficiaries  
(February 2025)

**123,430** Cancer Cases Diagnosed  
(Projected 2025)

**1,178,440** Cancer Survivors  
(Estimated 2022)

**31,190** Cancer Deaths  
(Projected 2025)

## NIH Research Impact

**199**

**NIH Funded Institutions**  
(2024)

**\$3,548,124,509**

**Total NIH Grant Funding**  
(2024)

**6,204**

**Research Projects Funded**  
(2024)

### NIH Funding Improves Research Opportunity

**7** NCI Designated Cancer Center  
**1507** NCI supported clinical trials

### NIH Funding Improves Economic Opportunity

NIH grants created and supported more than **29,298 jobs** in 2024 and generated **\$7.97 billion** in new economic activity.

#### Sources

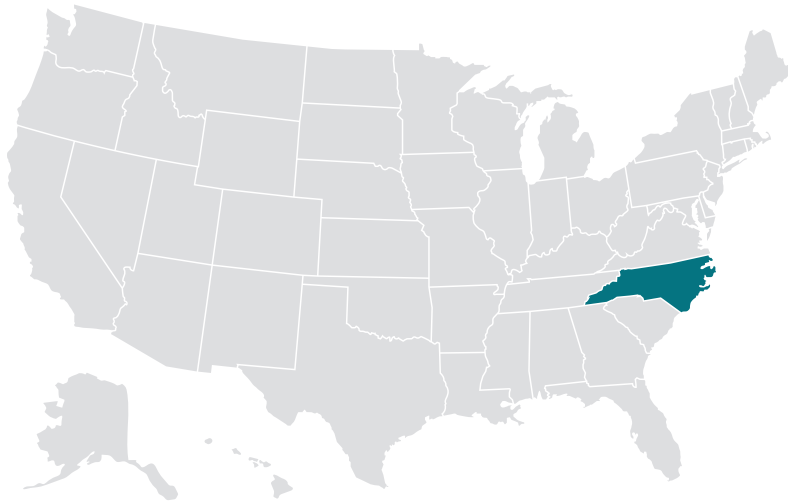
American Cancer Society Cancer Facts & Figures, 2025  
ASCO Workforce Information System  
Census Bureau, 2024 Census Apportionment Results  
CMS, Medicare Enrollment Dashboard, October 2024  
FY2024  
Data.CMS.gov, Oncology Care Model

Data.Medicaid.gov, February 2025 Medicaid & CHIP Enrollment Data Highlights  
Kaiser Family Foundation, Health Insurance Coverage of Total NCI National Designated Cancer Centers  
NCI Supported Clinical Trials  
NIH Awards by Location and Organization, U.S. FY 2024  
United for Medical Research, State by State, U.S.

For more information visit [asco.org](https://asco.org) or contact us at [grassroots@asco.org](mailto:grassroots@asco.org)



# CANCER CARE IN NORTH CAROLINA



**ASCO Members: 981**  
**ASCO State Affiliate Members: 1041**  
\*as of 2024



**Number of Oncology Practices: 51**  
**Number of Oncologists: 815**  
\*as of 2024

**11,046,024 Total Population**  
**9.2% Uninsured Rate**  
(12th Highest) (Percent of Population  
and State Rank, 2023)

**2,776,584 Medicaid & CHIP  
Beneficiaries**  
(October 2024)

**2,229,682 Medicare  
Beneficiaries**  
(February 2025)

**71,320 Cancer Cases  
Diagnosed**  
(Projected 2025)

**548,100 Cancer Survivors**  
(Estimated 2022)

**20,910 Cancer Deaths**  
(Projected 2025)

## NIH Research Impact

**107**

**NIH Funded Institutions**  
(2024)

**\$1,975,483,822**

**Total NIH Grant Funding**  
(2024)

**2,822**

**Research Projects Funded**  
(2024)

### NIH Funding Improves Research Opportunity

**3** NCI Designated Cancer Center  
**875** NCI supported clinical trials

### NIH Funding Improves Economic Opportunity

NIH grants created and supported more than  
**25,081 jobs** in 2024 and generated **\$5.34 billion**  
in new economic activity.

#### Sources

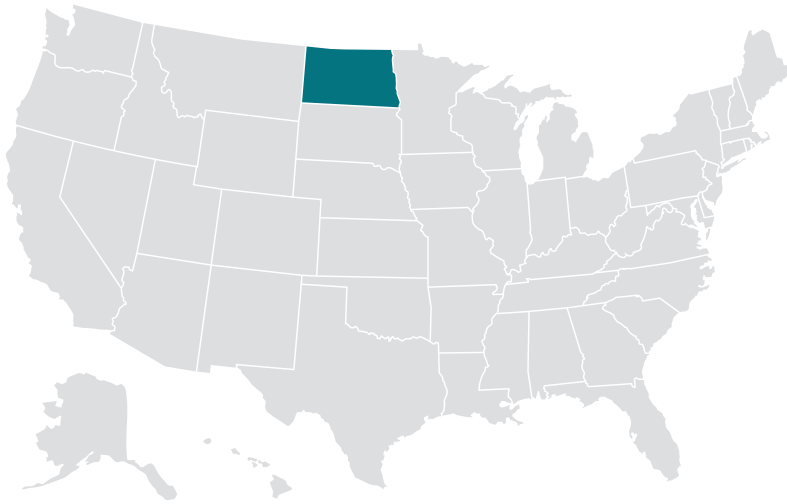
American Cancer Society Cancer Facts & Figures, 2025  
ASCO Workforce Information System  
Census Bureau, 2024 Census Apportionment Results  
CMS, Medicare Enrollment Dashboard, October 2024  
FY2024  
Data.CMS.gov, Oncology Care Model

Data.Medicaid.gov, February 2025 Medicaid &  
CHIP Enrollment Data Highlights  
Kaiser Family Foundation, Health Insurance Coverage of  
Total NCI National Designated Cancer Centers  
NCI Supported Clinical Trials  
NIH Awards by Location and Organization, U.S. FY 2024  
United for Medical Research, State by State, U.S.

For more information visit [asco.org](https://asco.org) or  
contact us at [grassroots@asco.org](mailto:grassroots@asco.org)



# CANCER CARE IN NORTH DAKOTA



ASCO Members: **36**



Number of Oncology Practices: **6**

Number of Oncologists: **65**

\*as of 2024

**796,568** Total Population  
**4.2%** Uninsured Rate  
(46th Highest) (Percent of Population  
and State Rank, 2023)

**104,911** Medicaid & CHIP  
Beneficiaries  
(October 2024)

**148,126** Medicare  
Beneficiaries  
(February 2025)

**4,510** Cancer Cases  
Diagnosed  
(Projected 2025)

**39,660** Cancer Survivors  
(Estimated 2022)

**1,280** Cancer Deaths  
(Projected 2025)

## NIH Research Impact

**3**  
NIH Funded Institutions  
(2024)

**\$24,519,188**  
Total NIH Grant Funding  
(2024)

**34**  
Research Projects Funded  
(2024)

### NIH Funding Improves Research Opportunity

**0** NCI Designated Cancer Center  
**123** NCI supported clinical trials

### NIH Funding Improves Economic Opportunity

NIH grants created and supported more than  
**435 jobs** in 2024 and generated **\$88 million**  
in new economic activity.

#### Sources

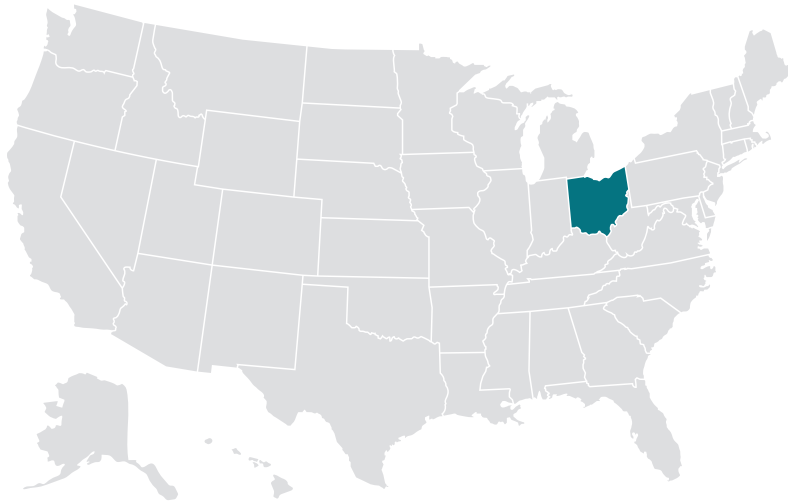
American Cancer Society Cancer Facts & Figures, 2025  
ASCO Workforce Information System  
Census Bureau, 2024 Census Apportionment Results  
CMS, Medicare Enrollment Dashboard, October 2024  
FY2024  
Data.CMS.gov, Oncology Care Model

Data.Medicaid.gov, February 2025 Medicaid &  
CHIP Enrollment Data Highlights  
Kaiser Family Foundation, Health Insurance Coverage of  
Total NCI National Designated Cancer Centers  
NCI Supported Clinical Trials  
NIH Awards by Location and Organization, U.S. FY 2024  
United for Medical Research, State by State, U.S.

For more information visit [asco.org](https://asco.org) or  
contact us at [grassroots@asco.org](mailto:grassroots@asco.org)



# CANCER CARE IN OHIO



**ASCO Members: 932**  
**ASCO State Affiliate Members: 214**  
*\*as of 2024*



**Number of Oncology Practices: 67**  
**Number of Oncologists: 1030**  
*\*as of 2024*

**11,883,304 Total Population**  
**6.1% Uninsured Rate**  
(34th Highest) (Percent of Population and State Rank, 2023)

**2,875,313 Medicaid & CHIP Beneficiaries**  
(October 2024)

**77,010 Cancer Cases Diagnosed**  
(Projected 2025)

**2,530,861 Medicare Beneficiaries**  
(February 2025)

**638,290 Cancer Survivors**  
(Estimated 2022)

**24,440 Cancer Deaths**  
(Projected 2025)

## NIH Research Impact

**59**  
**NIH Funded Institutions**  
(2024)

**\$1,034,489,137**  
**Total NIH Grant Funding**  
(2024)

**2,021**  
**Research Projects Funded**  
(2024)

**NIH Funding Improves Research Opportunity**  
2 NCI Designated Cancer Center  
1022 NCI supported clinical trials

**NIH Funding Improves Economic Opportunity**  
NIH grants created and supported more than  
**13,061 jobs** in 2024 and generated **\$2.59 billion**  
in new economic activity.

### Sources

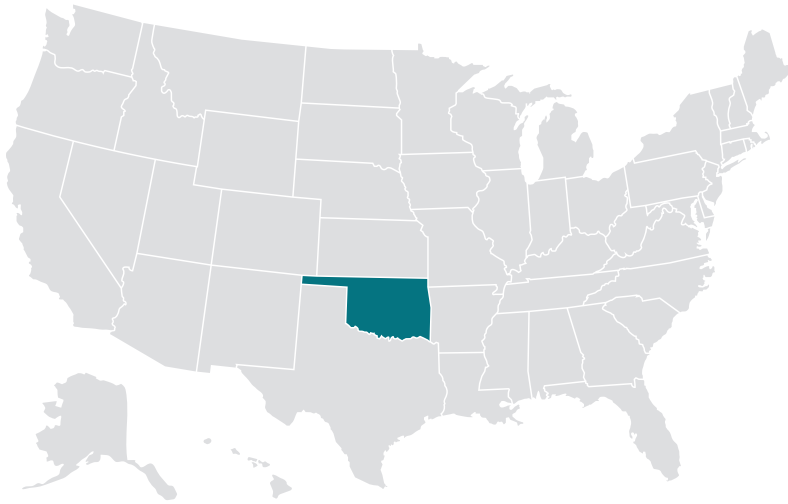
American Cancer Society Cancer Facts & Figures, 2025  
ASCO Workforce Information System  
Census Bureau, 2024 Census Apportionment Results  
CMS, Medicare Enrollment Dashboard, October 2024  
FY2024  
Data.CMS.gov, Oncology Care Model

Data.Medicaid.gov, February 2025 Medicaid &  
CHIP Enrollment Data Highlights  
Kaiser Family Foundation, Health Insurance Coverage of  
Total NCI National Designated Cancer Centers  
NCI Supported Clinical Trials  
NIH Awards by Location and Organization, U.S. FY 2024  
United for Medical Research, State by State, U.S.

For more information visit [asco.org](https://asco.org) or  
contact us at [grassroots@asco.org](mailto:grassroots@asco.org)



# CANCER CARE IN OKLAHOMA



**ASCO Members: 109**  
**ASCO State Affiliate Members: 101**  
\*as of 2024



**Number of Oncology Practices: 19**  
**Number of Oncologists: 188**  
\*as of 2024

**4,095,393 Total Population**  
**11.4% Uninsured Rate**  
(3rd Highest) (Percent of Population and State Rank, 2023)

**988,293 Medicaid & CHIP Beneficiaries**  
(October 2024)

**804,644 Medicare Beneficiaries**  
(February 2025)

**24,120 Cancer Cases Diagnosed**  
(Projected 2025)

**184,790 Cancer Survivors**  
(Estimated 2022)

**8,710 Cancer Deaths**  
(Projected 2025)

## NIH Research Impact

**12**

**NIH Funded Institutions**  
(2024)

**\$156,501,587**

**Total NIH Grant Funding**  
(2024)

**299**

**Research Projects Funded**  
(2024)

### NIH Funding Improves Research Opportunity

**1** NCI Designated Cancer Center  
**351** NCI supported clinical trials

### NIH Funding Improves Economic Opportunity

NIH grants created and supported more than **2,490 jobs** in 2024 and generated **\$426 million** in new economic activity.

#### Sources

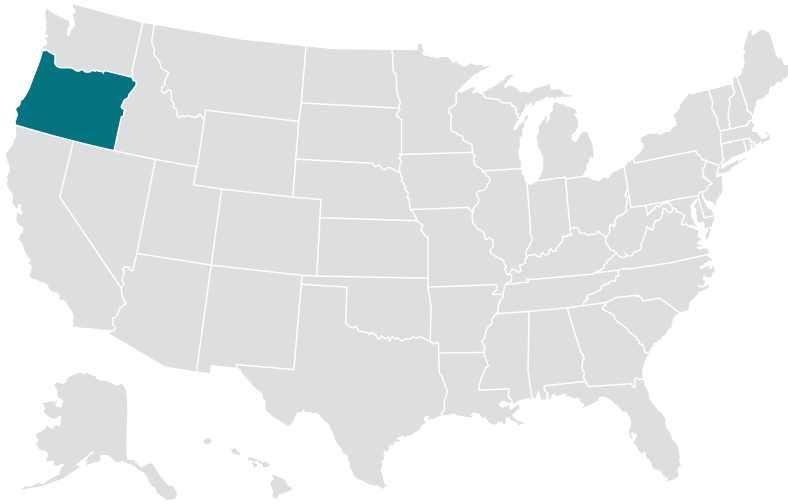
American Cancer Society Cancer Facts & Figures, 2025  
ASCO Workforce Information System  
Census Bureau, 2024 Census Apportionment Results  
CMS, Medicare Enrollment Dashboard, October 2024  
FY2024  
Data.CMS.gov, Oncology Care Model

Data.Medicaid.gov, February 2025 Medicaid & CHIP Enrollment Data Highlights  
Kaiser Family Foundation, Health Insurance Coverage of Total NCI National Designated Cancer Centers  
NCI Supported Clinical Trials  
NIH Awards by Location and Organization, U.S. FY 2024  
United for Medical Research, State by State, U.S.

For more information visit [asco.org](https://asco.org) or contact us at [grassroots@asco.org](mailto:grassroots@asco.org)



# CANCER CARE IN OREGON



ASCO Members: **289**



Number of Oncology Practices: **26**  
Number of Oncologists: **354**

\*as of 2024

**4,272,371** Total Population  
**5.4%** Uninsured Rate  
(38th Highest) (Percent of Population  
and State Rank, 2023)

**1,300,251** Medicaid & CHIP  
Beneficiaries  
(October 2024)

**935,765** Medicare  
Beneficiaries  
(February 2025)

**26,980** Cancer Cases  
Diagnosed  
(Projected 2025)

**222,810** Cancer Survivors  
(Estimated 2022)

**8,770** Cancer Deaths  
(Projected 2025)

## NIH Research Impact

**49**

NIH Funded Institutions  
(2024)

**\$388,312,535**

Total NIH Grant Funding  
(2024)

**752**

Research Projects Funded  
(2024)

### NIH Funding Improves Research Opportunity

**1** NCI Designated Cancer Center  
**366** NCI supported clinical trials

### NIH Funding Improves Economic Opportunity

NIH grants created and supported more than  
**5,013 jobs** in 2024 and generated **\$992 million**  
in new economic activity.

#### Sources

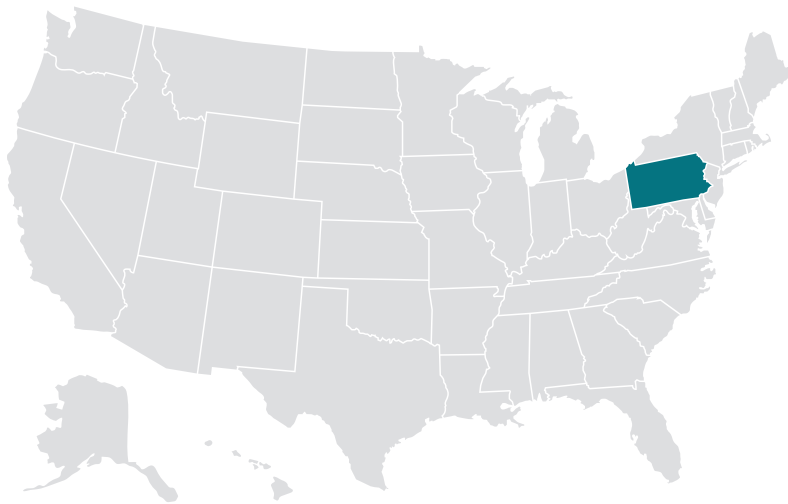
American Cancer Society Cancer Facts & Figures, 2025  
ASCO Workforce Information System  
Census Bureau, 2024 Census Apportionment Results  
CMS, Medicare Enrollment Dashboard, October 2024  
FY2024  
Data.CMS.gov, Oncology Care Model

Data.Medicaid.gov, February 2025 Medicaid &  
CHIP Enrollment Data Highlights  
Kaiser Family Foundation, Health Insurance Coverage of  
Total NCI National Designated Cancer Centers  
NCI Supported Clinical Trials  
NIH Awards by Location and Organization, U.S. FY 2024  
United for Medical Research, State by State, U.S

For more information visit [asco.org](https://asco.org) or  
contact us at [grassroots@asco.org](mailto:grassroots@asco.org)



# CANCER CARE IN PENNSYLVANIA



**ASCO Members: 1820**

**ASCO State Affiliate Members: 215**

*\*as of 2024*



**Number of Oncology Practices: 66**

**Number of Oncologists: 1221**

*\*as of 2024*

**13,078,751 Total Population**  
**5.4% Uninsured Rate**  
(39th Highest) (Percent of Population and State Rank, 2023)

**3,106,529 Medicaid & CHIP Beneficiaries**  
(October 2024)

**2,947,799 Medicare Beneficiaries**  
(February 2025)

**90,240 Cancer Cases Diagnosed**  
(Projected 2025)

**801,160 Cancer Survivors**  
(Estimated 2022)

**27,500 Cancer Deaths**  
(Projected 2025)

## NIH Research Impact

**106**

**NIH Funded Institutions**  
(2024)

**\$2,204,330,977**

**Total NIH Grant Funding**  
(2024)

**4,115**

**Research Projects Funded**  
(2024)

### NIH Funding Improves Research Opportunity

**5** NCI Designated Cancer Center  
**1099** NCI supported clinical trials

### NIH Funding Improves Economic Opportunity

NIH grants created and supported more than **21,784 jobs** in 2024 and generated **\$5.23 billion** in new economic activity.

#### Sources

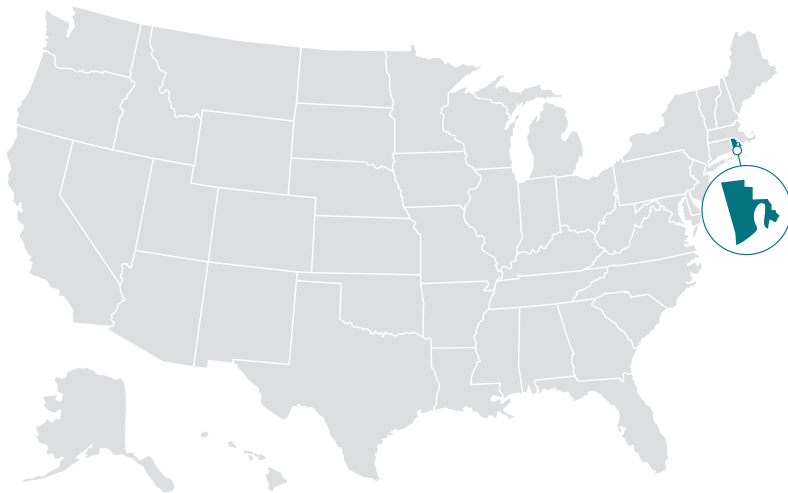
American Cancer Society Cancer Facts & Figures, 2025  
ASCO Workforce Information System  
Census Bureau, 2024 Census Apportionment Results  
CMS, Medicare Enrollment Dashboard, October 2024  
FY2024  
Data.CMS.gov, Oncology Care Model

Data.Medicaid.gov, February 2025 Medicaid & CHIP Enrollment Data Highlights  
Kaiser Family Foundation, Health Insurance Coverage of Total NCI National Designated Cancer Centers  
NCI Supported Clinical Trials  
NIH Awards by Location and Organization, U.S. FY 2024  
United for Medical Research, State by State, U.S.

For more information visit [asco.org](https://asco.org) or contact us at [grassroots@asco.org](mailto:grassroots@asco.org)



# CANCER CARE IN RHODE ISLAND



ASCO Members: **144**



Number of Oncology Practices: **7**  
 Number of Oncologists: **101**

\*as of 2024

**1,112,308** Total Population  
**4.5%** Uninsured Rate  
 (44th Highest) (Percent of Population and State Rank, 2023)

**306,344** Medicaid & CHIP Beneficiaries  
 (October 2024)

**243,350** Medicare Beneficiaries  
 (February 2025)

**7,480** Cancer Cases Diagnosed  
 (Projected 2025)

**65,630** Cancer Survivors  
 (Estimated 2022)

**2,110** Cancer Deaths  
 (Projected 2025)

## NIH Research Impact

**20**

NIH Funded Institutions  
 (2024)

**\$244,944,208**

Total NIH Grant Funding  
 (2024)

**575**

Research Projects Funded  
 (2024)

### NIH Funding Improves Research Opportunity

**0** NCI Designated Cancer Center  
**118** NCI supported clinical trials

### NIH Funding Improves Economic Opportunity

NIH grants created and supported more than **2,212 jobs** in 2024 and generated **\$502 million** in new economic activity.

#### Sources

American Cancer Society Cancer Facts & Figures, 2025  
 ASCO Workforce Information System  
 Census Bureau, 2024 Census Apportionment Results  
 CMS, Medicare Enrollment Dashboard, October 2024  
 FY2024  
 Data.CMS.gov, Oncology Care Model

Data.Medicaid.gov, February 2025 Medicaid & CHIP Enrollment Data Highlights  
 Kaiser Family Foundation, Health Insurance Coverage of Total NCI National Designated Cancer Centers  
 NCI Supported Clinical Trials  
 NIH Awards by Location and Organization, U.S. FY 2024  
 United for Medical Research, State by State, U.S.

For more information visit [asco.org](https://asco.org) or contact us at [grassroots@asco.org](mailto:grassroots@asco.org)

