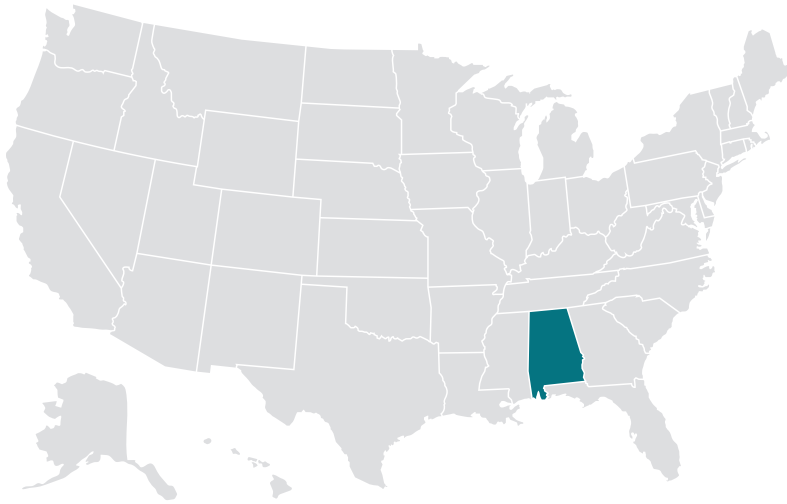


CANCER CARE IN ALABAMA



ASCO Members: 255
ASCO State Affiliate Members: 915
**as of 2024*



Number of Oncology Practices: 27
Number of Oncologists: 295
**as of 2024*

5,157,699 Total Population
8.4% Uninsured Rate
(18th highest) (Percent of Population
and State Rank, 2023)

**952,073 Medicaid & CHIP
Beneficiaries**
(October 2024)

**1,114,514 Medicare
Beneficiaries**
(February 2025)

**30,030 Cancer Cases
Diagnosed**
(Projected 2025)

251,930 Cancer Survivors
(Estimated 2022)

10,210 Cancer Deaths
(Projected 2025)

NIH Research Impact

19
NIH Funded Institutions
(2024)

\$380,343,947
Total NIH Grant Funding
(2024)

722
Research Projects Funded
(2024)

NIH Funding Improves Research Opportunity

1 NCI Designated Cancer Center
235 NCI supported clinical trials

NIH Funding Improves Economic Opportunity

NIH grants created and supported more than
4,769 jobs in 2024 and generated **\$909 million** in new economic activity.

Sources

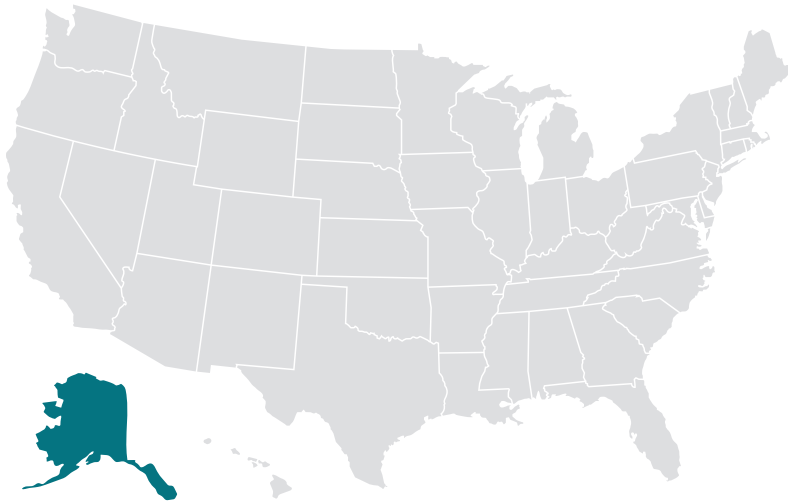
AMA Physician Masterfile, 2023
Enrollment Data Highlights
American Cancer Society Cancer Facts & Figures, 2025
ASCO Workforce Information System
Census Bureau, 2023 Census Apportionment Results
CMS, Medicare Enrollment Dashboard, October 2024
FY2024

Data.CMS.gov, Oncology Care Model
Data.Medicaid.gov, february 2025 Medicaid &
CHIP Enrollment Data Highlights
Kaiser Family Foundation, Health Insurance Coverage of
Total NCI National Designated Cancer Centers
NCI Supported Clinical Trials
NIH Awards by Location and Organization, U.S. FY 2024
United for Medical Research, State by State, U.S.

For more information visit asco.org or
contact us at grassroots@asco.org



CANCER CARE IN ALASKA



ASCO Members: 23
ASCO State Affiliate Members: 20
*as of 2024



Number of Oncology Practices: 9
Number of Oncologists: 48
*as of 2024

740,133 Total Population
10.5% Uninsured Rate
(6th Highest) (Percent of Population
and State Rank, 2023)

**250,131 Medicaid & CHIP
Beneficiaries**
(October 2024)

**118,620 Medicare
Beneficiaries**
(February 2025)

**3,670 Cancer Cases
Diagnosed**
(Projected 2025)

30,080 Cancer Survivors
(Estimated 2022)

1,120 Cancer Deaths
(Projected 2025)

NIH Research Impact

6

NIH Funded Institutions
(2024)

\$14,833,720

Total NIH Grant Funding
(2024)

24

Research Projects Funded
(2024)

NIH Funding Improves Research Opportunity

0 NCI Designated Cancer Center
84 NCI supported clinical trials

NIH Funding Improves Economic

Opportunity NIH grants created and supported more than **388 jobs** in 2024 and generated **\$65 million** in new economic activity.

Sources

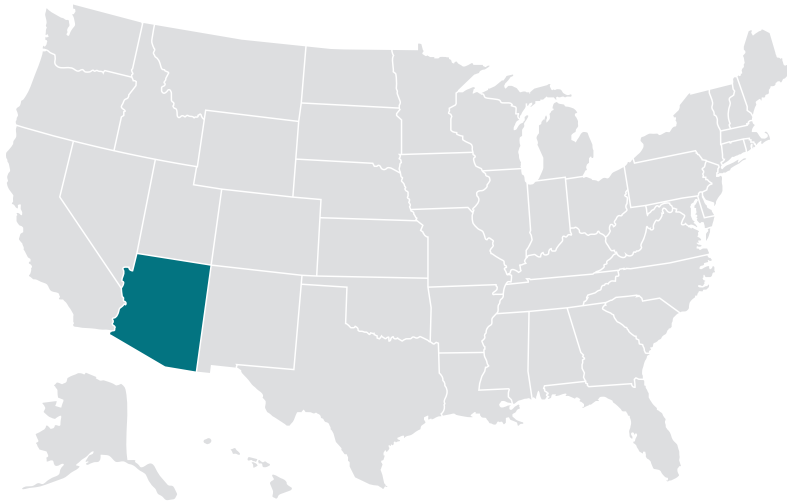
American Cancer Society Cancer Facts & Figures, 2025
ASCO Workforce Information System
Census Bureau, 2024 Census Apportionment Results
CMS, Medicare Enrollment Dashboard, October 2024
FY2024
Data.CMS.gov, Oncology Care Model

Data.Medicaid.gov, February 2025 Medicaid &
CHIP Enrollment Data Highlights
Kaiser Family Foundation, Health Insurance Coverage of
Total NCI National Designated Cancer Centers
NCI Supported Clinical Trials
NIH Awards by Location and Organization, U.S. FY 2024
United for Medical Research, State by State, U.S.

For more information visit asco.org or
contact us at grassroots@asco.org



CANCER CARE IN ARIZONA



ASCO Members: 456

ASCO State Affiliate Members: 446
* as of 2024



Number of Oncology Practices: 33

Number of Oncologists: 485
*as of 2024

7,582,384 Total Population
9.8% Uninsured Rate
(9th Highest) (Percent of
Population and State
Rank, 2023)

**1,963,200 Medicaid & CHIP
Beneficiaries**
(October 2024)

**1,492,303 Medicare
Beneficiaries**
(February 2025)

**42,560 Cancer Cases
Diagnosed**
(Projected 2025)

308,160 Cancer Survivors
(Estimated 2022)

14,110 Cancer Deaths
(Projected 2025)

NIH Research Impact

34
NIH Funded Institutions
(2024)

\$357,034,711
Total NIH Grant Funding
(2024)

593
Research Projects Funded
(2024)

NIH Funding Improves Research Opportunity
2 NCI Designated Cancer Center
419 NCI supported clinical trials

NIH Funding Improves Economic Opportunity
NIH grants created and supported more than
5,433 jobs in 2024 and generated **\$1.03 billion**
in new economic activity.

Sources

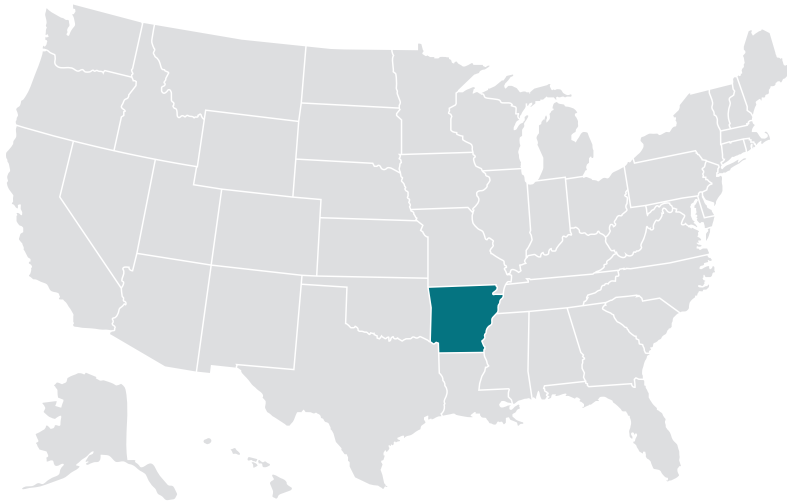
American Cancer Society Cancer Facts & Figures, 2025
ASCO Workforce Information System
Census Bureau, 2024 Census Apportionment Results
CMS, Medicare Enrollment Dashboard, October 2024
FY2024
Data.CMS.gov, Oncology Care Model

Data.Medicaid.gov, February 2025 Medicaid &
CHIP Enrollment Data Highlights
Kaiser Family Foundation, Health Insurance Coverage of
Total NCI National Designated Cancer Centers
NCI Supported Clinical Trials
NIH Awards by Location and Organization, U.S. FY 2024
United for Medical Research, State by State, U.S.

For more information visit asco.org or
contact us at grassroots@asco.org



CANCER CARE IN ARKANSAS



ASCO Members: **103**



Number of Oncology Practices: **20**
Number of Oncologists: **165**

*as of 2024

3,088,354 Total Population
9.2% Uninsured Rate
(11th Highest) (Percent of Population
and State Rank, 2023)

821,017 Medicaid & CHIP
Beneficiaries
(October 2024)

670,852 Medicare
Beneficiaries
(February 2025)

19,700 Cancer Cases
Diagnosed
(Projected 2025)

154,660 Cancer Survivors
(Estimated 2022)

6,730 Cancer Deaths
(Projected 2025)

NIH Research Impact

14

NIH Funded Institutions
(2024)

\$108,886,839

Total NIH Grant Funding
(2024)

185

Research Projects Funded
(2024)

NIH Funding Improves Research Opportunity

0 NCI Designated Cancer Center
147 NCI supported clinical trials

NIH Funding Improves Economic Opportunity

NIH grants created and supported more than
1,589 jobs in 2024 and generated **\$288 million**
in new economic activity.

Sources

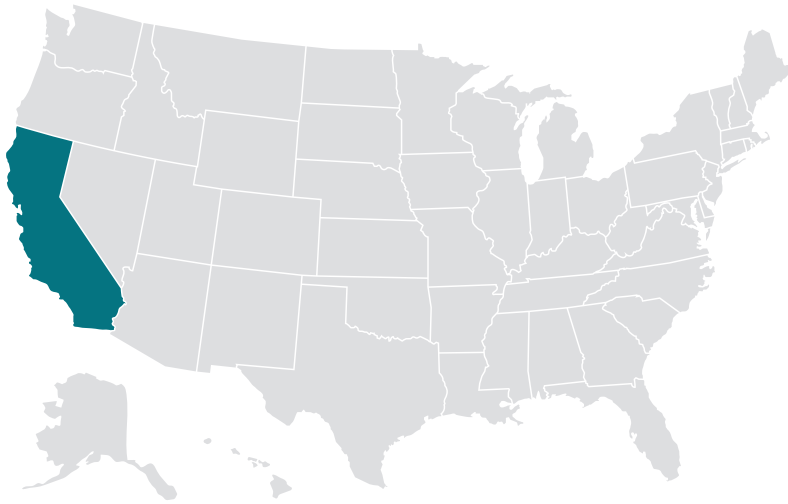
American Cancer Society Cancer Facts & Figures, 2025
ASCO Workforce Information System
Census Bureau, 2024 Census Apportionment Results
CMS, Medicare Enrollment Dashboard, October 2024
FY2024
Data.CMS.gov, Oncology Care Model

Data.Medicaid.gov, February 2025 Medicaid &
CHIP Enrollment Data Highlights
Kaiser Family Foundation, Health Insurance Coverage of
Total NCI National Designated Cancer Centers
NCI Supported Clinical Trials
NIH Awards by Location and Organization, U.S. FY 2024
United for Medical Research, State by State, U.S.

For more information visit asco.org or
contact us at grassroots@asco.org



CANCER CARE IN CALIFORNIA



ASCO Members: 4080

ASCO State Affiliate Members: 626
*as of 2024



Number of Oncology Practices: 133

Number of Oncologists: 2,501

*as of 2024

39,431,263 Total Population
6.4% Uninsured Rate
(27th Highest)
(Percent of
Population and State
Rank, 2023)

**13,431,928 Medicaid & CHIP
Beneficiaries**
(October 2024)

**6,947,883 Medicare
Beneficiaries**
(February 2025)

**199,980 Cancer Cases
Diagnosed**
(Projected 2025)

1,758,890 Cancer Survivors
(Estimated 2022)

60,620 Cancer Deaths
(Projected 2025)

NIH Research Impact

432

NIH Funded Institutions
(2024)

\$5,152,892,129

Total NIH Grant Funding
(2024)

8,875

Research Projects Funded
(2024)

NIH Funding Improves Research Opportunity

10 NCI Designated Cancer Center
1726 NCI supported clinical trials

NIH Funding Improves Economic Opportunity

NIH grants created and supported more than
55,949 jobs in 2024 and generated **\$13.55 billion**
in new economic activity.

Sources

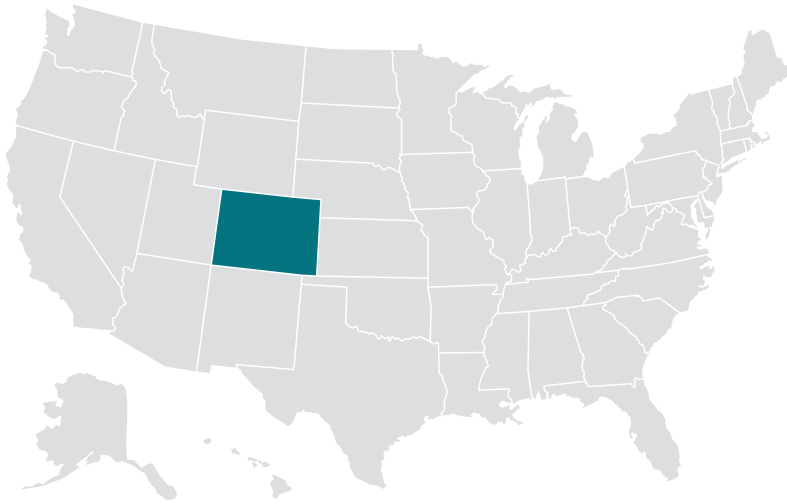
American Cancer Society Cancer Facts & Figures, 2025
ASCO Workforce Information System
Census Bureau, 2024 Census Apportionment Results
CMS, Medicare Enrollment Dashboard, October 2024
FY2024
Data.CMS.gov, Oncology Care Model

Data.Medicaid.gov, February 2025 Medicaid &
CHIP Enrollment Data Highlights
Kaiser Family Foundation, Health Insurance Coverage of
Total NCI National Designated Cancer Centers
NCI Supported Clinical Trials
NIH Awards by Location and Organization, U.S. FY 2024
United for Medical Research, State by State, U.S.

For more information visit asco.org or
contact us at grassroots@asco.org



CANCER CARE IN COLORADO



ASCO Members: 394
ASCO State Affiliate Members: 518
* as of 2024



Number of Oncology Practices: 25
Number of Oncologists: 412
*as of 2024

5,957,493 Total Population
6.7% Uninsured Rate
(26th Highest) (Percent of Population
and State Rank, 2023)

**1,185,011 Medicaid & CHIP
Beneficiaries**
(October 2024)

**1,040,974 Medicare
Beneficiaries**
(February 2025)

**29,020 Cancer Cases
Diagnosed**
(Projected 2025)

250,460 Cancer Survivors
(Estimated 2022)

8,620 Cancer Deaths
(Projected 2025)

NIH Research Impact

47

NIH Funded Institutions
(2024)

\$566,793,406

Total NIH Grant Funding
(2024)

1,303

Research Projects Funded
(2024)

NIH Funding Improves Research Opportunity

1 NCI Designated Cancer Center
453 NCI supported clinical trials

NIH Funding Improves Economic Opportunity

NIH grants created and supported more than
7,142 jobs in 2024 and generated **\$1.56 billion**
in new economic activity.

Sources

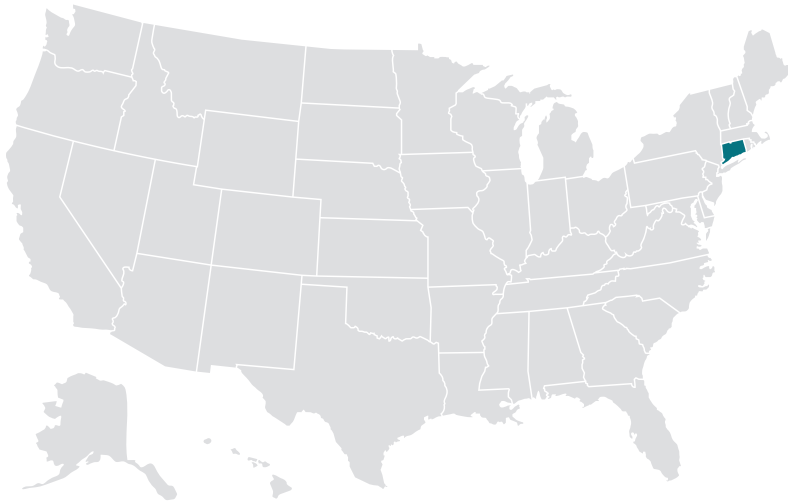
American Cancer Society Cancer Facts & Figures, 2025
ASCO Workforce Information System
Census Bureau, 2024 Census Apportionment Results
CMS, Medicare Enrollment Dashboard, October 2024
FY2024
Data.CMS.gov, Oncology Care Model

Data.Medicaid.gov, February 2025 Medicaid &
CHIP Enrollment Data Highlights
Kaiser Family Foundation, Health Insurance Coverage of
Total NCI National Designated Cancer Centers
NCI Supported Clinical Trials
NIH Awards by Location and Organization, U.S. FY 2025
United for Medical Research, State by State, U.S.

For more information visit asco.org or
contact us at grassroots@asco.org



CANCER CARE IN CONNECTICUT



ASCO Members: 548
ASCO State Affiliate Members: 120
*as of 2024



Number of Oncology Practices: 21
Number of Oncologists: 338
*as of 2024

3,675,069 Total Population
5.6% Uninsured Rate
(36th Highest) (Percent of Population and State Rank, 2023)

932,771 Medicaid & CHIP Beneficiaries
(October 2024)

753,019 Medicare Beneficiaries
(February 2025)

23,920 Cancer Cases Diagnosed
(Projected 2025)

224,530 Cancer Survivors
(Estimated 2023)

6,760 Cancer Deaths
(Projected 2025)

NIH Research Impact

45

NIH Funded Institutions
(2024)

\$786,709,422

Total NIH Grant Funding
(2024)

1,517

Research Projects Funded
(2024)

NIH Funding Improves Research Opportunity

1 NCI Designated Cancer Center
368 NCI supported clinical trials

NIH Funding Improves Economic Opportunity

NIH grants created and supported more than **6,609 jobs** in 2024 and generated **\$1.68 billion** in new economic activity.

Sources

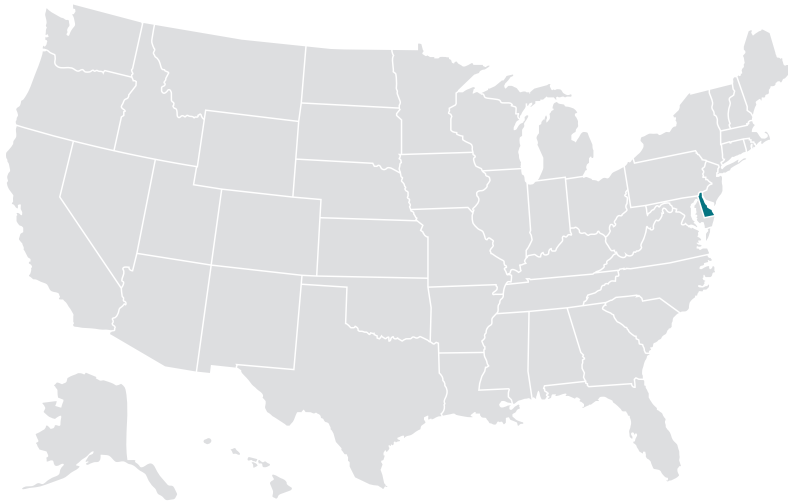
American Cancer Society Cancer Facts & Figures, 2025
ASCO Workforce Information System
Census Bureau, 2024 Census Apportionment Results
CMS, Medicare Enrollment Dashboard, October 2024
FY2024
Data.CMS.gov, Oncology Care Model

Data.Medicaid.gov, February 2025 Medicaid & CHIP Enrollment Data Highlights
Kaiser Family Foundation, Health Insurance Coverage of Total NCI National Designated Cancer Centers
NCI Supported Clinical Trials
NIH Awards by Location and Organization, U.S. FY 2024
United for Medical Research, State by State, U.S.

For more information visit asco.org or contact us at grassroots@asco.org



CANCER CARE IN DELAWARE



ASCO Members: 130
ASCO State Affiliate Members: 73
*as of 2024



Number of Oncology Practices: 6
Number of Oncologists: 80
*as of 2024

1,051,917 Total Population
6.8% Uninsured Rate
(24th Highest) (Percent of Population
and State Rank, 2023)

**250,651 Medicaid & CHIP
Beneficiaries**
(October 2024)

**246,011 Medicare
Beneficiaries**
(February 2025)

**7,680 Cancer Cases
Diagnosed**
(Projected 2025)

58,330 Cancer Survivors
(Estimated 2022)

2,590 Cancer Deaths
(Projected 2025)

NIH Research Impact

24

NIH Funded Institutions
(2024)

\$84,009,474

Total NIH Grant Funding
(2024)

153

Research Projects Funded
(2024)

NIH Funding Improves Research Opportunity

0 NCI Designated Cancer Center
115 NCI supported clinical trials

NIH Funding Improves Economic Opportunity

NIH grants created and supported more than
607 jobs in 2024 and generated **\$181 million**
in new economic activity.

Sources

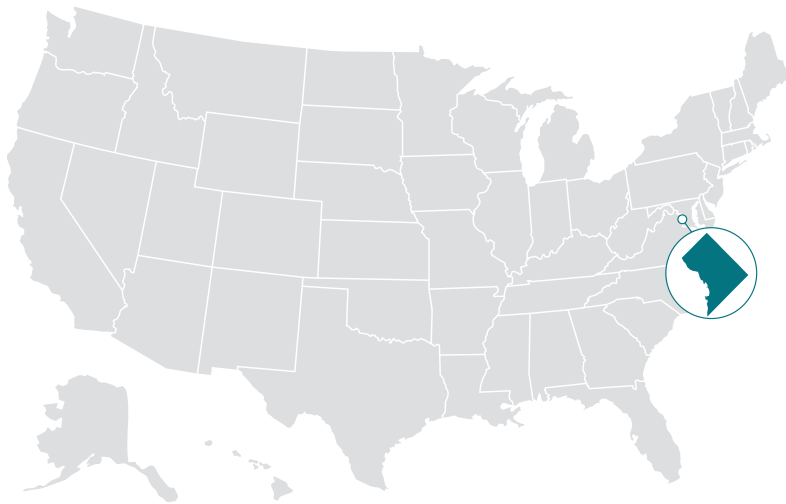
American Cancer Society Cancer Facts & Figures, 2025
ASCO Workforce Information System
Census Bureau, 2024 Census Apportionment Results
CMS, Medicare Enrollment Dashboard, October 2024
FY2024
Data.CMS.gov, Oncology Care Model

Data.Medicaid.gov, February 2025 Medicaid &
CHIP Enrollment Data Highlights
Kaiser Family Foundation, Health Insurance Coverage of
Total NCI National Designated Cancer Centers
NCI Supported Clinical Trials
NIH Awards by Location and Organization, U.S. FY 2024
United for Medical Research, State by State, U.S.

For more information visit asco.org or
contact us at grassroots@asco.org



CANCER CARE IN DISTRICT OF COLUMBIA



ASCO Members: 246
ASCO State Affiliate Members: 1364
* as of 2024



Number of Oncology Practices: 11
Number of Oncologists: 177
*as of 2024

702,250 Total Population
2.7% Uninsured Rate
(50th Highest) (Percent of Population
and State Rank, 2023)

**255,313 Medicaid & CHIP
Beneficiaries**
(October 2024)

**95,824 Medicare
Beneficiaries**
(February 2025)

**3,140 Cancer Cases
Diagnosed**
(Projected 2025)

27,940 Cancer Survivors
(Estimated 2022)

930 Cancer Deaths
(Projected 2025)

NIH Research Impact

44

NIH Funded Institutions
(2024)

\$219,284,224

Total NIH Grant Funding
(2024)

447

Research Projects Funded
(2024)

NIH Funding Improves Research Opportunity

1 NCI Designated Cancer Center
223 NCI supported clinical trials

NIH Funding Improves Economic

Opportunity NIH grants created and supported more than **528 jobs** in 2024 and generated **\$422 million** in new economic activity.

Sources

American Cancer Society Cancer Facts & Figures, 2025
ASCO Workforce Information System
Census Bureau, 2024 Census Apportionment Results
CMS, Medicare Enrollment Dashboard, October 2024
FY2024
Data.CMS.gov, Oncology Care Model

Data.Medicare.gov, February 2025 Medicaid &
CHIP Enrollment Data Highlights
Kaiser Family Foundation, Health Insurance Coverage of
Total NCI National Designated Cancer Centers
NCI Supported Clinical Trials
NIH Awards by Location and Organization, U.S. FY 2025
United for Medical Research, State by State, U.S.

For more information visit asco.org or
contact us at grassroots@asco.org



CANCER CARE IN FLORIDA



ASCO Members: 1,552
ASCO State Affiliate Members: 1770

*as of 2024



Number of Oncology Practices: 85

Number of Oncologists: 1598

*as of 2024

23,372,215 Total Population
10.7% Uninsured Rate
 (4th Highest) (Percent of Population and State Rank, 2023)

3,765,231 Medicaid & CHIP Beneficiaries
 (October 2024)

5,133,405 Medicare Beneficiaries
 (February 2025)

171,960 Cancer Cases Diagnosed
 (Projected 2025)

1,224,140 Cancer Survivors
 (Estimated 2023)

49,040 Cancer Deaths
 (Projected 2025)

NIH Research Impact

66

NIH Funded Institutions
 (2024)

\$869,340,908

Total NIH Grant Funding
 (2024)

1,617

Research Projects Funded
 (2024)

NIH Funding Improves Research Opportunity

4 NCI Designated Cancer Center
909 NCI supported clinical trials

NIH Funding Improves Economic Opportunity

NIH grants created and supported more than **14,688 jobs** in 2024 and generated **\$2.78 billion** in new economic activity.

Sources

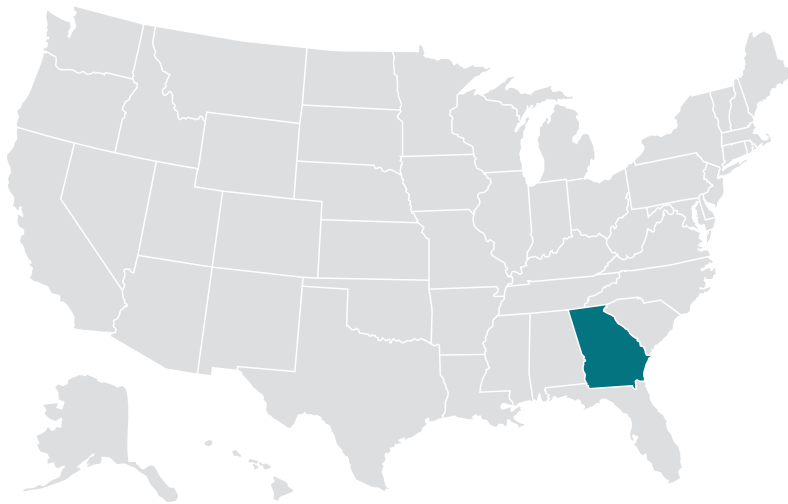
American Cancer Society Cancer Facts & Figures, 2025
 ASCO Workforce Information System
 Census Bureau, 2024 Census Apportionment Results
 CMS, Medicare Enrollment Dashboard, October 2024
 FY2024
 Data.CMS.gov, Oncology Care Model

Data.Medicaid.gov, February 2025 Medicaid & CHIP Enrollment Data Highlights
 Kaiser Family Foundation, Health Insurance Coverage of Total NCI National Designated Cancer Centers
 NCI Supported Clinical Trials
 NIH Awards by Location and Organization, U.S. FY 2024
 United for Medical Research, State by State, U.S.

For more information visit asco.org or contact us at grassroots@asco.org



CANCER CARE IN GEORGIA



ASCO Members: 589
ASCO State Affiliate Members: 1253
*as of 2024



Number of Oncology Practices: 38
Number of Oncologists: 621
*as of 2024

11,180,878 Total Population
11.4% Uninsured Rate
(2nd Highest) (Percent of Population and State Rank, 2023)

1,978,819 Medicaid & CHIP Beneficiaries
(October 2024)

1,946,716 Medicare Beneficiaries
(February 2025)

66,210 Cancer Cases Diagnosed
(Projected 2025)

485,770 Cancer Survivors
(Estimated 2022)

19,090 Cancer Deaths
(Projected 2025)

NIH Research Impact

46
NIH Funded Institutions
(2024)

\$782,913,345
Total NIH Grant Funding
(2024)

1,557
Research Projects Funded
(2024)

NIH Funding Improves Research Opportunity
1 NCI Designated Cancer Center
553 NCI supported clinical trials

NIH Funding Improves Economic Opportunity
NIH grants created and supported more than
11,816 jobs in 2024 and generated **\$2.18 billion** in new economic activity.

Sources

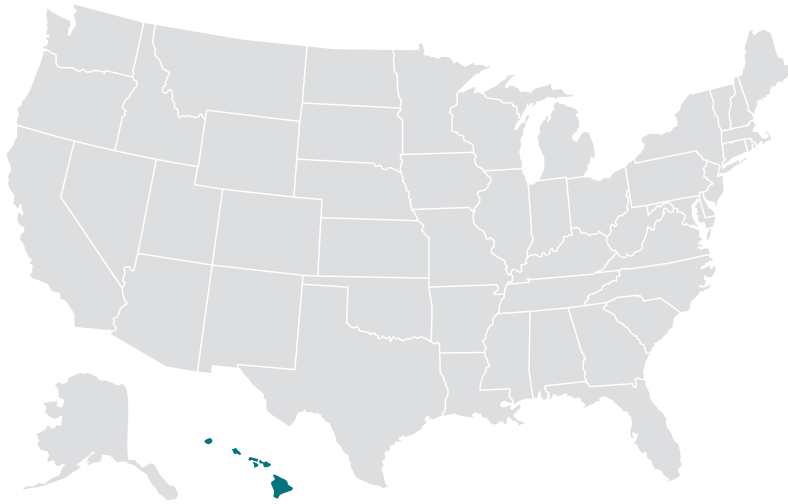
American Cancer Society Cancer Facts & Figures, 2025
ASCO Workforce Information System
Census Bureau, 2024 Census Apportionment Results
CMS, Medicare Enrollment Dashboard, October 2024
FY2024
Data.CMS.gov, Oncology Care Model

Data.Medicaid.gov, February 2025 Medicaid & CHIP Enrollment Data Highlights
Kaiser Family Foundation, Health Insurance Coverage of Total NCI National Designated Cancer Centers
NCI Supported Clinical Trials
NIH Awards by Location and Organization, U.S. FY 2025
United for Medical Research, State by State, U.S.

For more information visit asco.org or contact us at grassroots@asco.org



CANCER CARE IN HAWAII



ASCO Members: 64
ASCO State Affiliate Members: 426
*as of 2024



Number of Oncology Practices: 10
Number of Oncologists: 90
*as of 2024

1,446,146 Total Population
2.8% Uninsured Rate
(49th Highest) (Percent of Population
and State Rank, 2023)

**402,818 Medicaid & CHIP
Beneficiaries**
(October 2024)

**306,645 Medicare
Beneficiaries**
(February 2025)

**9,040 Cancer Cases
Diagnosed**
(Projected 2025)

74,410 Cancer Survivors
(Estimated 2023)

2,700 Cancer Deaths
(Projected 2025)

NIH Research Impact

8

NIH Funded Institutions
(2024)

\$67,385,274

Total NIH Grant Funding
(2024)

90

Research Projects Funded
(2024)

NIH Funding Improves Research Opportunity

1 NCI Designated Cancer Center
97 NCI supported clinical trials

NIH Funding Improves Economic Opportunity

NIH grants created and supported more than
964 jobs in 2024 and generated **\$186 million**
in new economic activity.

Sources

American Cancer Society Cancer Facts & Figures, 2025
ASCO Workforce Information System
Census Bureau, 2024 Census Apportionment Results
CMS, Medicare Enrollment Dashboard, October 2024
FY2024
Data.CMS.gov, Oncology Care Model

Data.Medicaid.gov, February 2025 Medicaid &
CHIP Enrollment Data Highlights
Kaiser Family Foundation, Health Insurance Coverage of
Total NCI National Designated Cancer Centers
NCI Supported Clinical Trials
NIH Awards by Location and Organization, U.S. FY 2024
United for Medical Research, State by State, U.S.

For more information visit asco.org or
contact us at grassroots@asco.org

