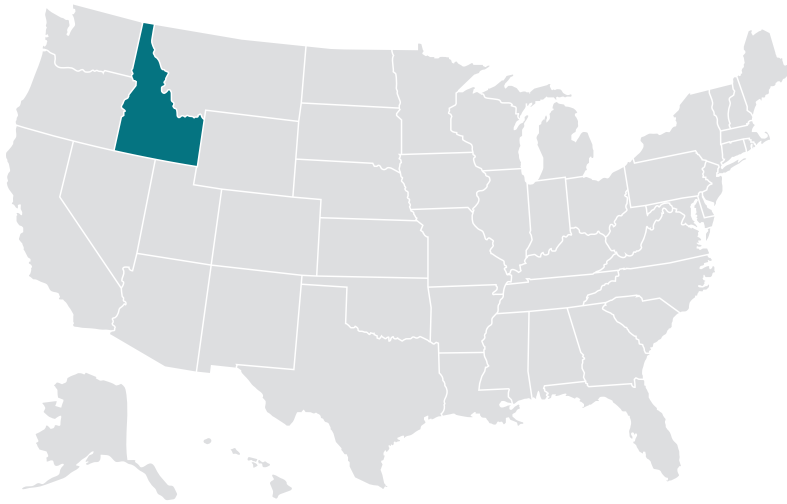


CANCER CARE IN IDAHO



ASCO Members: 51
ASCO State Affiliate Members: 368
*as of 2024



Number of Oncology Practices: 14
Number of Oncologists: 97
*as of 2024

2,001,619 Total Population
9.0% Uninsured Rate
(13th Highest) (Percent of Population and State Rank, 2023)

314,819 Medicaid & CHIP Beneficiaries
(October 2024)

395,199 Medicare Beneficiaries
(February 2025)

11,820 Cancer Cases Diagnosed
(Projected 2025)

82,950 Cancer Survivors
(Estimated 2022)

3,380 Cancer Deaths
(Projected 2025)

NIH Research Impact

8

NIH Funded Institutions
(2024)

\$23,455,013

Total NIH Grant Funding
(2024)

41

Research Projects Funded
(2024)

NIH Funding Improves Research Opportunity

0 NCI Designated Cancer Center
139 NCI supported clinical trials

NIH Funding Improves Economic Opportunity

NIH grants created and supported more than **533 jobs** in 2024 and generated **\$101 million** in new economic activity.

Sources

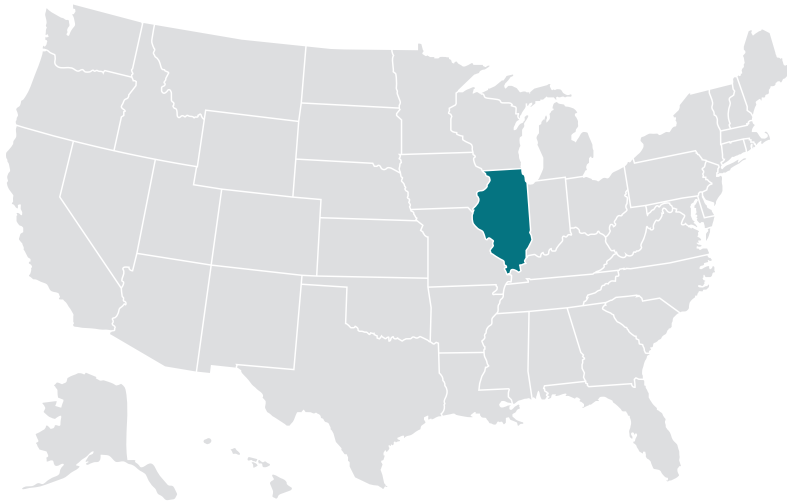
American Cancer Society Cancer Facts & Figures, 2025
ASCO Workforce Information System
Census Bureau, 2024 Census Apportionment Results
CMS, Medicare Enrollment Dashboard, October 2024 FY2024
Data.CMS.gov, Oncology Care Model

Data.Medicaid.gov, February 2025 Medicaid & CHIP Enrollment Data Highlights
Kaiser Family Foundation, Health Insurance Coverage of Total NCI National Designated Cancer Centers
NCI Supported Clinical Trials
NIH Awards by Location and Organization, U.S. FY 2024
United for Medical Research, State by State, U.S.

For more information visit asco.org or contact us at grassroots@asco.org



CANCER CARE IN ILLINOIS



ASCO Members: 1330

ASCO State Affiliate Members: 666

**as of 2024*



Number of Oncology Practices: 72

Number of Oncologists: 934

**as of 2024*

12,710,158 Total Population
6.1% Uninsured Rate
(32nd Highest) (Percent of Population
and State Rank, 2023)

**3,243,413 Medicaid & CHIP
Beneficiaries**
(October 2024)

**2,403,940 Medicare
Beneficiaries**
(February 2025)

**78,870 Cancer Cases
Diagnosed**
(Projected 2025)

698,090 Cancer Survivors
(Estimated 2022)

23,170 Cancer Deaths
(Projected 2025)

NIH Research Impact

86

NIH Funded Institutions
(2024)

\$1,275,295,831

Total NIH Grant Funding
(2024)

2,364

Research Projects Funded
(2024)

NIH Funding Improves Research Opportunity

2 NCI Designated Cancer Center
699 NCI supported clinical trials

NIH Funding Improves Economic Opportunity

NIH grants created and supported more than
14,225 jobs in 2024 and generated **\$3.46 billion**
in new economic activity.

Sources

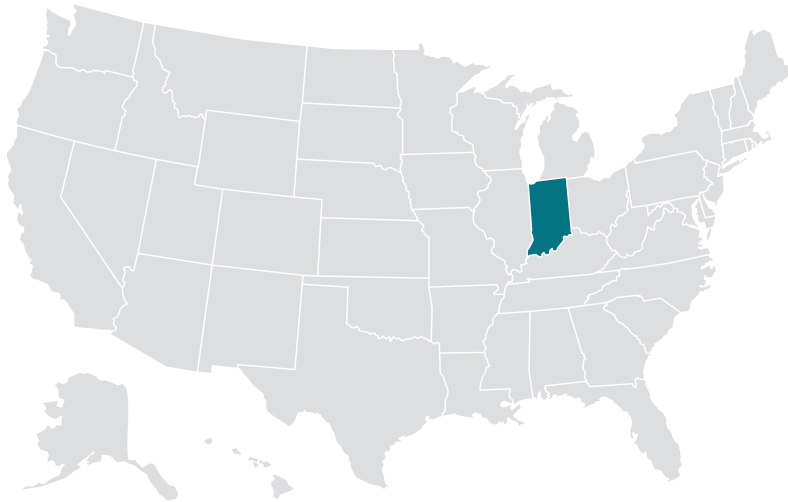
American Cancer Society Cancer Facts & Figures, 2025
ASCO Workforce Information System
Census Bureau, 2024 Census Apportionment Results
CMS, Medicare Enrollment Dashboard, October 2024
FY2024
Data.CMS.gov, Oncology Care Model

Data.Medicaid.gov, February 2025 Medicaid &
CHIP Enrollment Data Highlights
Kaiser Family Foundation, Health Insurance Coverage of
Total NCI National Designated Cancer Centers
NCI Supported Clinical Trials
NIH Awards by Location and Organization, U.S. FY 2024
United for Medical Research, State by State, U.S.

For more information visit asco.org or
contact us at grassroots@asco.org



CANCER CARE IN INDIANA



ASCO Members: 416

ASCO State Affiliate Members: 406

**as of 2024*



Number of Oncology Practices: 55

Number of Oncologists: 474

**as of 2024*

6,924,275 Total Population
6.8% Uninsured Rate
(25th Highest) (Percent of Population and State Rank, 2023)

1,804,429 Medicaid & CHIP Beneficiaries
(October 2024)

1,375,428 Medicare Beneficiaries
(February 2025)

42,150 Cancer Cases Diagnosed
(Projected 2025)

366,490 Cancer Survivors
(Estimated 2023)

14,080 Cancer Deaths
(Projected 2025)

NIH Research Impact

29

NIH Funded Institutions
(2024)

\$407,767,520

Total NIH Grant Funding
(2024)

821

Research Projects Funded
(2024)

NIH Funding Improves Research Opportunity

2 NCI Designated Cancer Center
260 NCI supported clinical trials

NIH Funding Improves Economic Opportunity

NIH grants created and supported more than **5,359 jobs** in 2024 and generated **\$1.10 billion** in new economic activity.

Sources

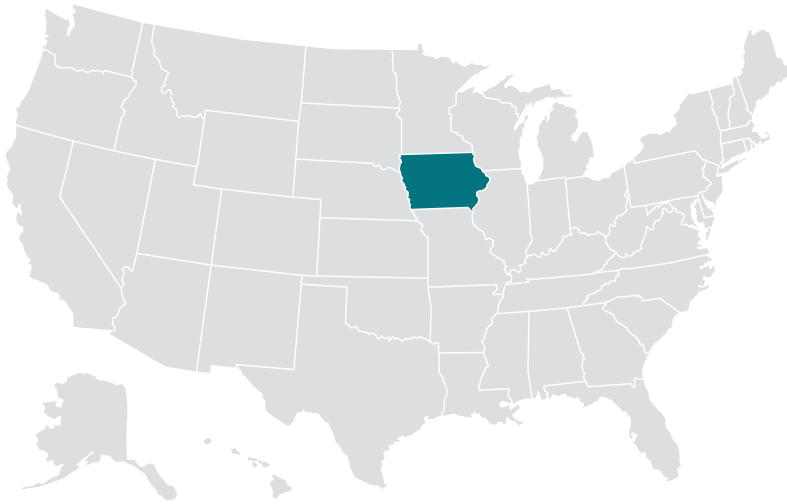
American Cancer Society Cancer Facts & Figures, 2025
ASCO Workforce Information System
Census Bureau, 2024 Census Apportionment Results
CMS, Medicare Enrollment Dashboard, October 2024 FY2024
Data.CMS.gov, Oncology Care Model

Data.Medicare.gov, February 2025 Medicaid & CHIP Enrollment Data Highlights
Kaiser Family Foundation, Health Insurance Coverage of Total NCI National Designated Cancer Centers
NCI Supported Clinical Trials
NIH Awards by Location and Organization, U.S. FY 2025
United for Medical Research, State by State, U.S.

For more information visit asco.org or contact us at grassroots@asco.org



CANCER CARE IN IOWA



ASCO Members: 151
ASCO State Affiliate Members: 89
*as of 2024



Number of Oncology Practices: 34
Number of Oncologists: 205
*as of 2024

3,241,488 Total Population
5.0% Uninsured Rate
(40th Highest) (Percent of Population and State Rank, 2023)

674,985 Medicaid & CHIP Beneficiaries
(October 2024)

686,317 Medicare Beneficiaries
(February 2025)

21,340 Cancer Cases Diagnosed
(Projected 2025)

179,600 Cancer Survivors
(Estimated 2022)

6,260 Cancer Deaths
(Projected 2025)

NIH Research Impact

13
NIH Funded Institutions
(2024)

\$218,175,864
Total NIH Grant Funding
(2024)

469
Research Projects Funded
(2024)

NIH Funding Improves Research Opportunity

1 NCI Designated Cancer Center
351 NCI supported clinical trials

NIH Funding Improves Economic Opportunity

NIH grants created and supported more than **2,579 jobs** in 2024 and generated **\$504 million** in new economic activity.

Sources

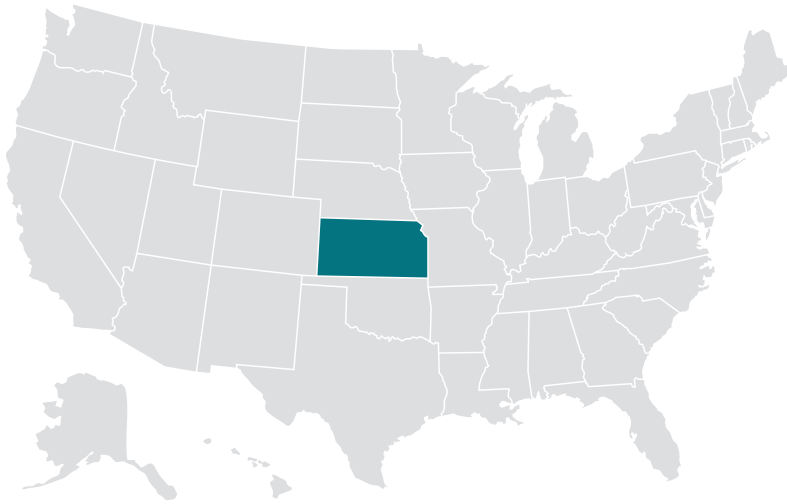
American Cancer Society Cancer Facts & Figures, 2025
ASCO Workforce Information System
Census Bureau, 2024 Census Apportionment Results
CMS, Medicare Enrollment Dashboard, October 2024
FY2024
Data.CMS.gov, Oncology Care Model

Data.Medicaid.gov, February 2025 Medicaid & CHIP Enrollment Data Highlights
Kaiser Family Foundation, Health Insurance Coverage of Total NCI National Designated Cancer Centers
NCI Supported Clinical Trials
NIH Awards by Location and Organization, U.S. FY 2025
United for Medical Research, State by State, U.S.

For more information visit asco.org or contact us at grassroots@asco.org



CANCER CARE IN KANSAS



ASCO Members: 184
ASCO State Affiliate Members: 506
*as of 2024



Number of Oncology Practices: 23
Number of Oncologists: 208
*as of 2024

2,970,606 Total Population
8.4% Uninsured Rate
(19th Highest) (Percent of Population and State Rank, 2023)

411,381 Medicaid & CHIP Beneficiaries
(October 2024)

589,530 Medicare Beneficiaries
(February 2025)

15,810 Cancer Cases Diagnosed
(Projected 2025)

160,380 Cancer Survivors
(Estimated 2023)

5,680 Cancer Deaths
(Projected 2025)

NIH Research Impact

11
NIH Funded Institutions
(2024)

\$140,702,977
Total NIH Grant Funding
(2024)

264
Research Projects Funded
(2024)

NIH Funding Improves Research Opportunity

1 NCI Designated Cancer Center
294 NCI supported clinical trials

NIH Funding Improves Economic Opportunity

NIH grants created and supported more than **1,902 jobs** in 2024 and generated **\$401 million** in new economic activity.

Sources

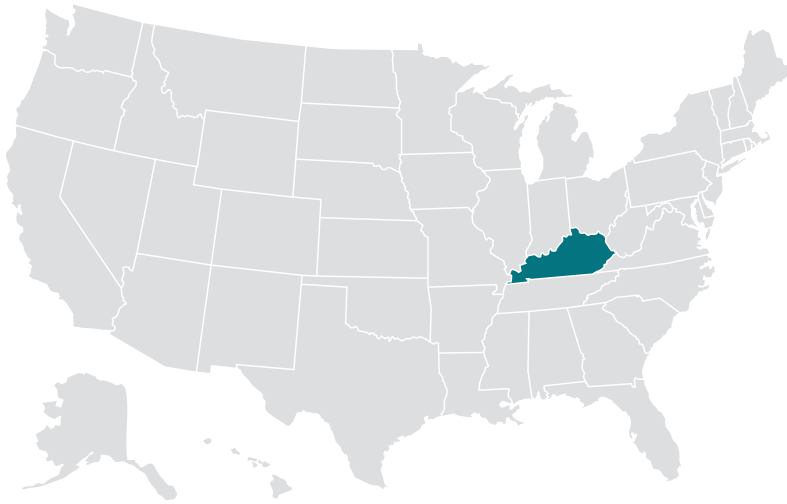
American Cancer Society Cancer Facts & Figures, 2025
ASCO Workforce Information System
Census Bureau, 2024 Census Apportionment Results
CMS, Medicare Enrollment Dashboard, October 2024
FY2024
Data.CMS.gov, Oncology Care Model

Data.Medicaid.gov, February 2025 Medicaid & CHIP Enrollment Data Highlights
Kaiser Family Foundation, Health Insurance Coverage of Total NCI National Designated Cancer Centers
NCI Supported Clinical Trials
NIH Awards by Location and Organization, U.S. FY 2025
United for Medical Research, State by State, U.S.

For more information visit asco.org or contact us at grassroots@asco.org



CANCER CARE IN KENTUCKY



ASCO Members: 222

ASCO State Affiliate Members: 219

**as of 2024*



Number of Oncology Practices: 41

Number of Oncologists: 316

**as of 2024*

4,588,372 Total Population

5.6% Uninsured Rate

(37th Highest) (Percent of Population and State Rank, 2023)

1,358,144 Medicaid & CHIP Beneficiaries
(October 2024)

986,445 Medicare Beneficiaries
(February 2025)

30,420 Cancer Cases Diagnosed
(Projected 2025)

249,090 Cancer Survivors
(Estimated 2022)

10,330 Cancer Deaths
(Projected 2025)

NIH Research Impact

23

NIH Funded Institutions
(2024)

\$233,903,232

Total NIH Grant Funding
(2024)

469

Research Projects Funded
(2024)

NIH Funding Improves Research Opportunity

1 NCI Designated Cancer Center
250 NCI supported clinical trials

NIH Funding Improves Economic Opportunity

NIH grants created and supported more than **2,900 jobs** in 2024 and generated **\$594 million** in new economic activity.

Sources

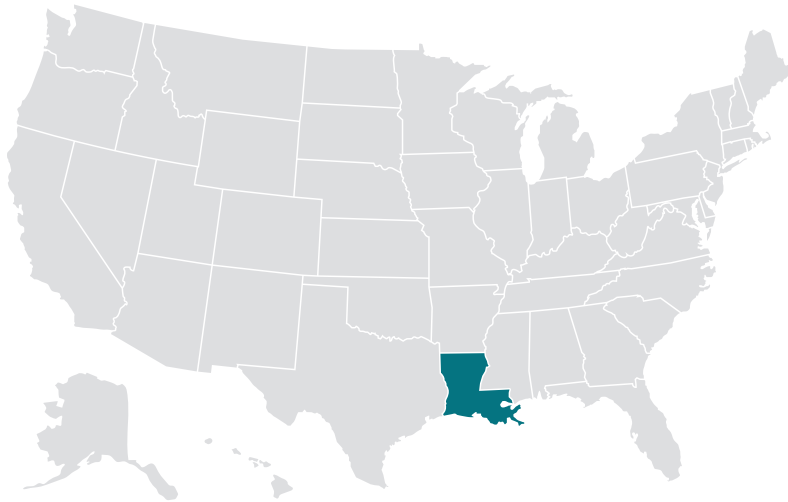
AMA Physician Masterfile, 2023
Enrollment Data Highlights
American Cancer Society Cancer Facts & Figures, 2025
ASCO Workforce Information System
Census Bureau, 2023 Census Apportionment Results
CMS, Medicare Enrollment Dashboard, October 2024
FY2024

Data.CMS.gov, Oncology Care Model
Data.Medicaid.gov, february 2025 Medicaid & CHIP Enrollment Data Highlights
Kaiser Family Foundation, Health Insurance Coverage of Total NCI National Designated Cancer Centers
NCI Supported Clinical Trials
NIH Awards by Location and Organization, U.S. FY 2024
United for Medical Research, State by State, U.S.

For more information visit asco.org or contact us at grassroots@asco.org



CANCER CARE IN LOUISIANA



ASCO Members: 238
ASCO State Affiliate Members: 440
**as of 2024*



Number of Oncology Practices: 38
Number of Oncologists: 273
**as of 2024*

4,597,740 Total Population
7.0% Uninsured Rate
(23rd Highest) (Percent of Population
and State Rank, 2023)

**1,511,871 Medicaid & CHIP
Beneficiaries**
(October 2024)

**938,066 Medicare
Beneficiaries**
(February 2025)

**29,980 Cancer Cases
Diagnosed**
(Projected 2025)

239,980 Cancer Survivors
(Estimated 2022)

9,340 Cancer Deaths
(Projected 2025)

NIH Research Impact

19
NIH Funded Institutions
(2024)

\$211,343,056
Total NIH Grant Funding
(2024)

373
Research Projects Funded
(2024)

NIH Funding Improves Research Opportunity

0 NCI Designated Cancer Center
135 NCI supported clinical trials

NIH Funding Improves Economic Opportunity

NIH grants created and supported more than
3,426 jobs in 2024 and generated **\$600 million**
in new economic activity.

Sources

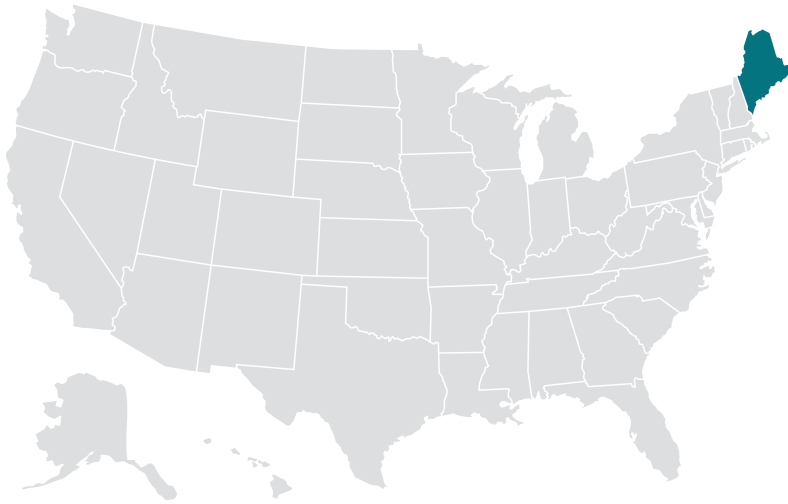
American Cancer Society Cancer Facts & Figures, 2025
ASCO Workforce Information System
Census Bureau, 2024 Census Apportionment Results
CMS, Medicare Enrollment Dashboard, October 2024
FY2024
Data.CMS.gov, Oncology Care Model

Data.Medicaid.gov, February 2025 Medicaid &
CHIP Enrollment Data Highlights
Kaiser Family Foundation, Health Insurance Coverage of
Total NCI National Designated Cancer Centers
NCI Supported Clinical Trials
NIH Awards by Location and Organization, U.S. FY 2024
United for Medical Research, State by State, U.S.

For more information visit asco.org or
contact us at grassroots@asco.org



CANCER CARE IN MAINE



ASCO Members: 86
ASCO State Affiliate Members: 620
*as of 2024



Number of Oncology Practices: 14
Number of Oncologists: 123
*as of 2024

1,405,012 Total Population
6.1% Uninsured Rate
(33rd Highest) (Percent of Population and State Rank, 2023)

350,738 Medicaid & CHIP Beneficiaries
(October 2024)

378,009 Medicare Beneficiaries
(February 2025)

11,080 Cancer Cases Diagnosed
(Projected 2025)

88,030 Cancer Survivors
(Estimated 2022)

3,540 Cancer Deaths
(Projected 2025)

NIH Research Impact

13
NIH Funded Institutions
(2024)

\$124,792,212
Total NIH Grant Funding
(2024)

171
Research Projects Funded
(2024)

NIH Funding Improves Research Opportunity

1 NCI Designated Cancer Center
98 NCI supported clinical trials

NIH Funding Improves Economic Opportunity

NIH grants created and supported more than **1,470 jobs** in 2024 and generated **\$262 million** in new economic activity.

Sources

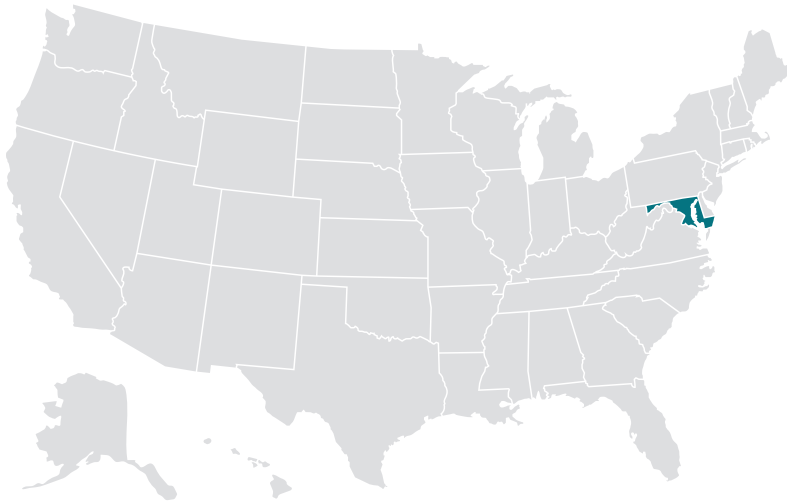
American Cancer Society Cancer Facts & Figures, 2025
ASCO Workforce Information System
Census Bureau, 2024 Census Apportionment Results
CMS, Medicare Enrollment Dashboard, October 2024
FY2024
Data.CMS.gov, Oncology Care Model

Data.Medicaid.gov, February 2025 Medicaid & CHIP Enrollment Data Highlights
Kaiser Family Foundation, Health Insurance Coverage of Total NCI National Designated Cancer Centers
NCI Supported Clinical Trials
NIH Awards by Location and Organization, U.S. FY 2024
United for Medical Research, State by State, U.S.

For more information visit asco.org or contact us at grassroots@asco.org



CANCER CARE IN MARYLAND



ASCO Members: 992
ASCO State Affiliate Members: 1364
*as of 2024



Number of Oncology Practices: 38
Number of Oncologists: 530
*as of 2024

6,263,220 Total Population
6.3% Uninsured Rate
(29th Highest) (Percent of Population
and State Rank, 2023)

**1,525,201 Medicaid & CHIP
Beneficiaries**
(October 2024)

**1,147,743 Medicare
Beneficiaries**
(February 2025)

**37,200 Cancer Cases
Diagnosed**
(Projected 2025)

275,420 Cancer Survivors
(Estimated 2022)

10,780 Cancer Deaths
(Projected 2025)

NIH Research Impact

142

NIH Funded Institutions
(2024)

\$2,430,457,242

Total NIH Grant Funding
(2024)

2,760

Research Projects Funded
(2024)

NIH Funding Improves Research Opportunity

2 NCI Designated Cancer Center
794 NCI supported clinical trials

NIH Funding Improves Economic Opportunity

NIH grants created and supported more than
23,225 jobs in 2024 and generated **\$5.70 billion**
in new economic activity.

Sources

American Cancer Society Cancer Facts & Figures, 2025
ASCO Workforce Information System
Census Bureau, 2024 Census Apportionment Results
CMS, Medicare Enrollment Dashboard, October 2024 FY2024

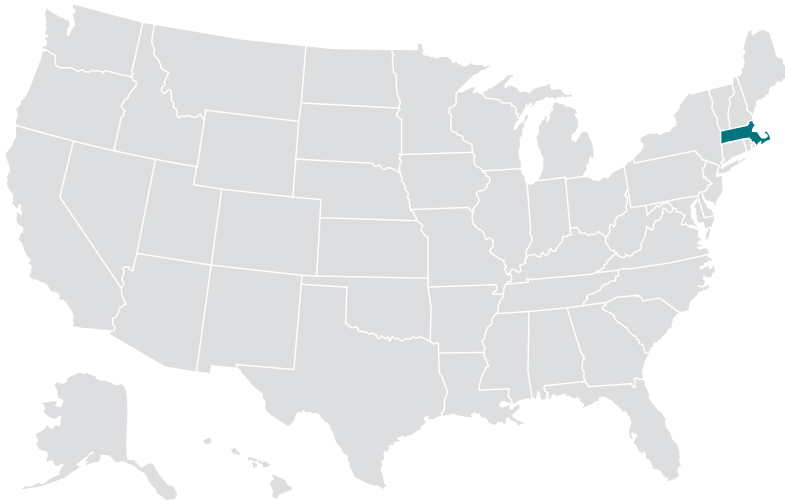
Data.CMS.gov, Oncology Care Model

Data.Medicaid.gov, February 2025 Medicaid & CHIP Enrollment Data Highlights
Kaiser Family Foundation, Health Insurance Coverage of Total NCI National Designated Cancer Centers
NCI Supported Clinical Trials
NIH Awards by Location and Organization, U.S. FY 2024
United for Medical Research, State by State, U.S.

For more information visit asco.org or contact us at grassroots@asco.org



CANCER CARE IN MASSACHUSETTS



ASCO Members: 1992
ASCO State Affiliate Members: 621
**as of 2024*



Number of Oncology Practices: 39
Number of Oncologists: 1029
**as of 2024*

7,136,171 Total Population
2.6% Uninsured Rate
(51st Highest) (Percent of Population and State Rank, 2023)

1,658,082 Medicaid & CHIP Beneficiaries
(October 2024)

1,454,977 Medicare Beneficiaries
(February 2025)

44,000 Cancer Cases Diagnosed
(Projected 2025)

403,950 Cancer Survivors
(Estimated 2022)

12,390 Cancer Deaths
(Projected 2025)

NIH Research Impact

218

NIH Funded Institutions
(2024)

\$3,458,309,139

Total NIH Grant Funding
(2024)

5,782

Research Projects Funded
(2024)

NIH Funding Improves Research Opportunity

2 NCI Designated Cancer Center
967 NCI supported clinical trials

NIH Funding Improves Economic Opportunity

NIH grants created and supported more than **28,842 jobs** in 2024 and generated **\$7.48 billion** in new economic activity.

Sources

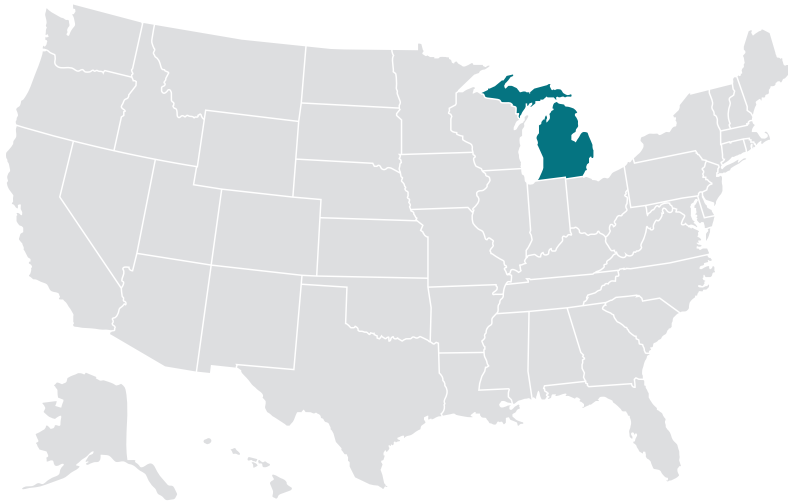
American Cancer Society Cancer Facts & Figures, 2025
ASCO Workforce Information System
Census Bureau, 2024 Census Apportionment Results
CMS, Medicare Enrollment Dashboard, October 2024
FY2024
Data.CMS.gov, Oncology Care Model

Data.Medicaid.gov, February 2025 Medicaid & CHIP Enrollment Data Highlights
Kaiser Family Foundation, Health Insurance Coverage of Total NCI National Designated Cancer Centers
NCI Supported Clinical Trials
NIH Awards by Location and Organization, U.S. FY 2024
United for Medical Research, State by State, U.S.

For more information visit asco.org or contact us at grassroots@asco.org



CANCER CARE IN MICHIGAN



ASCO Members: 761
ASCO State Affiliate Members: 554
*as of 2024



Number of Oncology Practices: 57
Number of Oncologists: 658
*as of 2024

10,140,459 Total Population
4.4% Uninsured Rate
(45th Highest) (Percent of Population and State Rank, 2023)

2,364,114 Medicaid & CHIP Beneficiaries
(October 2024)

2,249,888 Medicare Beneficiaries
(February 2025)

66,040 Cancer Cases Diagnosed
(Projected 2025)

584,520 Cancer Survivors
(Estimated 2022)

21,530 Cancer Deaths
(Projected 2025)

NIH Research Impact

55
NIH Funded Institutions
(2024)

\$1,012,517,307
Total NIH Grant Funding
(2024)

1,978
Research Projects Funded
(2024)

NIH Funding Improves Research Opportunity
2 NCI Designated Cancer Center
594 NCI supported clinical trials

NIH Funding Improves Economic Opportunity
NIH grants created and supported more than
11,965 jobs in 2024 and generated **\$2.42 billion**
in new economic activity.

Sources

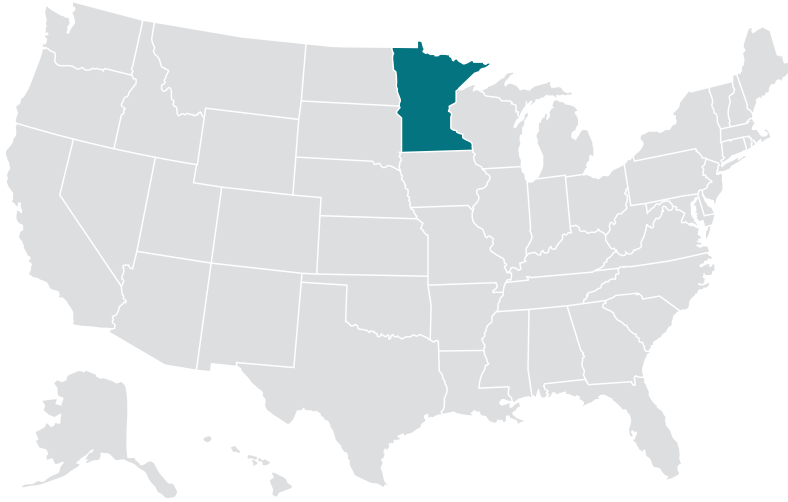
American Cancer Society Cancer Facts & Figures, 2025
ASCO Workforce Information System
Census Bureau, 2024 Census Apportionment Results
CMS, Medicare Enrollment Dashboard, October 2024
FY2024
Data.CMS.gov, Oncology Care Model

Data.Medicaid.gov, February 2025 Medicaid &
CHIP Enrollment Data Highlights
Kaiser Family Foundation, Health Insurance Coverage of
Total NCI National Designated Cancer Centers
NCI Supported Clinical Trials
NIH Awards by Location and Organization, U.S. FY 2024
United for Medical Research, State by State, U.S.

For more information visit asco.org or
contact us at grassroots@asco.org



CANCER CARE IN MINNESOTA



ASCO Members: 566
ASCO State Affiliate Members: 1297
*as of 2024



Number of Oncology Practices: 40
Number of Oncologists: 578
*as of 2024

5,793,151 Total Population
4.0% Uninsured Rate
(47th Highest) (Percent of Population
and State Rank, 2023)

**1,167,743 Medicaid & CHIP
Beneficiaries**
(October 2024)

**1,153,247 Medicare
Beneficiaries**
(February 2025)

**37,650 Cancer Cases
Diagnosed**
(Projected 2025)

314,630 Cancer Survivors
(Estimated 2022)

10,490 Cancer Deaths
(Projected 2025)

NIH Research Impact

47

NIH Funded Institutions
(2024)

\$715,192,329

Total NIH Grant Funding
(2024)

1,297

Research Projects Funded
(2024)

NIH Funding Improves Research Opportunity

2 NCI Designated Cancer Center
697 NCI supported clinical trials

NIH Funding Improves Economic Opportunity

NIH grants created and supported more than
7,992 jobs in 2024 and generated **\$1.74 billion**
in new economic activity.

Sources

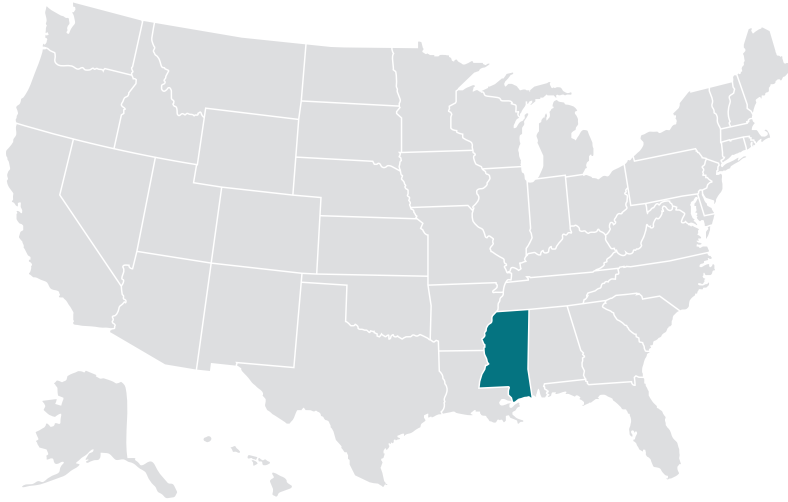
American Cancer Society Cancer Facts & Figures, 2025
ASCO Workforce Information System
Census Bureau, 2024 Census Apportionment Results
CMS, Medicare Enrollment Dashboard, October 2024
FY2024
Data.CMS.gov, Oncology Care Model

Data.Medicaid.gov, February 2025 Medicaid &
CHIP Enrollment Data Highlights
Kaiser Family Foundation, Health Insurance Coverage of
Total NCI National Designated Cancer Centers
NCI Supported Clinical Trials
NIH Awards by Location and Organization, U.S. FY 2024
United for Medical Research, State by State, U.S.

For more information visit asco.org or
contact us at grassroots@asco.org



CANCER CARE IN MISSISSIPPI



ASCO Members: 74
ASCO State Affiliate Members: 114
*as of 2024



Number of Oncology Practices: 17
Number of Oncologists: 160
*as of 2024

2,943,045 Total Population
10.5% Uninsured Rate
(7th Highest) (Percent of Population and State Rank, 2023)

602,825 Medicaid & CHIP Beneficiaries
(October 2024)

640,429 Medicare Beneficiaries
(February 2025)

17,820 Cancer Cases Diagnosed
(Projected 2025)

150,020 Cancer Survivors
(Estimated 2022)

6,740 Cancer Deaths
(Projected 2025)

NIH Research Impact

11
NIH Funded Institutions
(2024)

\$64,956,863
Total NIH Grant Funding
(2024)

101
Research Projects Funded
(2024)

NIH Funding Improves Research Opportunity

0 NCI Designated Cancer Center
113 NCI supported clinical trials

NIH Funding Improves Economic Opportunity

NIH grants created and supported more than **1,223 jobs** in 2024 and generated **\$220 million** in new economic activity.

Sources

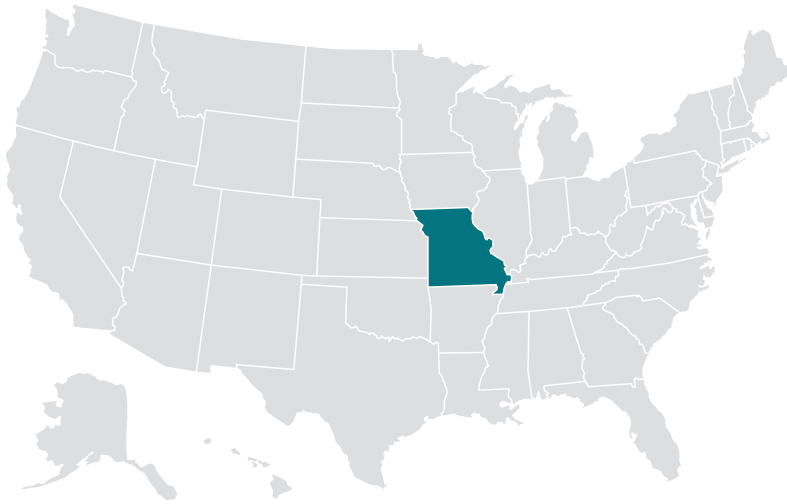
American Cancer Society Cancer Facts & Figures, 2025
ASCO Workforce Information System
Census Bureau, 2024 Census Apportionment Results
CMS, Medicare Enrollment Dashboard, October 2024
FY2024
Data.CMS.gov, Oncology Care Model

Data.Medicaid.gov, February 2025 Medicaid & CHIP Enrollment Data Highlights
Kaiser Family Foundation, Health Insurance Coverage of Total NCI National Designated Cancer Centers
NCI Supported Clinical Trials
NIH Awards by Location and Organization, U.S. FY 2024
United for Medical Research, State by State, U.S.

For more information visit asco.org or contact us at grassroots@asco.org



CANCER CARE IN MISSOURI



ASCO Members: 475
ASCO State Affiliate Members: 378
**as of 2024*



Number of Oncology Practices: 37
Number of Oncologists: 509
**as of 2024*

6,245,466 Total Population
7.5% Uninsured Rate
(21st Highest) (Percent of Population
and State Rank, 2023)

**1,269,477 Medicaid & CHIP
Beneficiaries**
(October 2024)

**1,329,969 Medicare
Beneficiaries**
(February 2025)

**39,220 Cancer Cases
Diagnosed**
(Projected 2025)

320,820 Cancer Survivors
(Estimated 2022)

13,330 Cancer Deaths
(Projected 2025)

NIH Research Impact

35

NIH Funded Institutions
(2024)

\$900,278,252

Total NIH Grant Funding
(2024)

1,551

Research Projects Funded
(2024)

NIH Funding Improves Research Opportunity

1 NCI Designated Cancer Center
635 NCI supported clinical trials

NIH Funding Improves Economic Opportunity

NIH grants created and supported more than
8,499 jobs in 2024 and generated **\$1.89 billion**
in new economic activity.

Sources

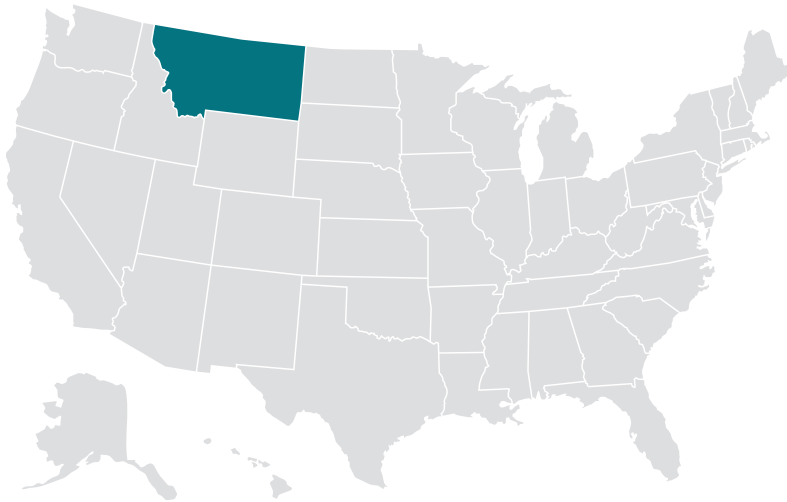
American Cancer Society Cancer Facts & Figures, 2025
ASCO Workforce Information System
Census Bureau, 2024 Census Apportionment Results
CMS, Medicare Enrollment Dashboard, October 2024
FY2024
Data.CMS.gov, Oncology Care Model

Data.Medicaid.gov, February 2025 Medicaid &
CHIP Enrollment Data Highlights
Kaiser Family Foundation, Health Insurance Coverage of
Total NCI National Designated Cancer Centers
NCI Supported Clinical Trials
NIH Awards by Location and Organization, U.S. FY 2024
United for Medical Research, State by State, U.S.

For more information visit asco.org or
contact us at grassroots@asco.org



CANCER CARE IN MONTANA



ASCO Members: 39
ASCO State Affiliate Members: 92
*as of 2024



Number of Oncology Practices: 15
Number of Oncologists: 90
*as of 2024

1,137,233 Total Population
8.5% Uninsured Rate
(17th Highest) (Percent of Population and State Rank, 2023)

218,858 Medicaid & CHIP Beneficiaries
(October 2024)

262,646 Medicare Beneficiaries
(February 2025)

7,560 Cancer Cases Diagnosed
(Projected 2025)

60,820 Cancer Survivors
(Estimated 2023)

2,290 Cancer Deaths
(Projected 2025)

NIH Research Impact

15
NIH Funded Institutions
(2024)

\$48,987,753
Total NIH Grant Funding
(2024)

82
Research Projects Funded
(2024)

NIH Funding Improves Research Opportunity

0 NCI Designated Cancer Center
128 NCI supported clinical trials

NIH Funding Improves Economic Opportunity

NIH grants created and supported more than **632 jobs** in 2024 and generated **\$110 million** in new economic activity.

Sources

American Cancer Society Cancer Facts & Figures, 2025
ASCO Workforce Information System
Census Bureau, 2024 Census Apportionment Results
CMS, Medicare Enrollment Dashboard, October 2024
FY2024
Data.CMS.gov, Oncology Care Model

Data.Medicare.gov, February 2025 Medicaid & CHIP Enrollment Data Highlights
Kaiser Family Foundation, Health Insurance Coverage of Total NCI National Designated Cancer Centers
NCI Supported Clinical Trials
NIH Awards by Location and Organization, U.S. FY 2024
United for Medical Research, State by State, U.S.

For more information visit asco.org or contact us at grassroots@asco.org

