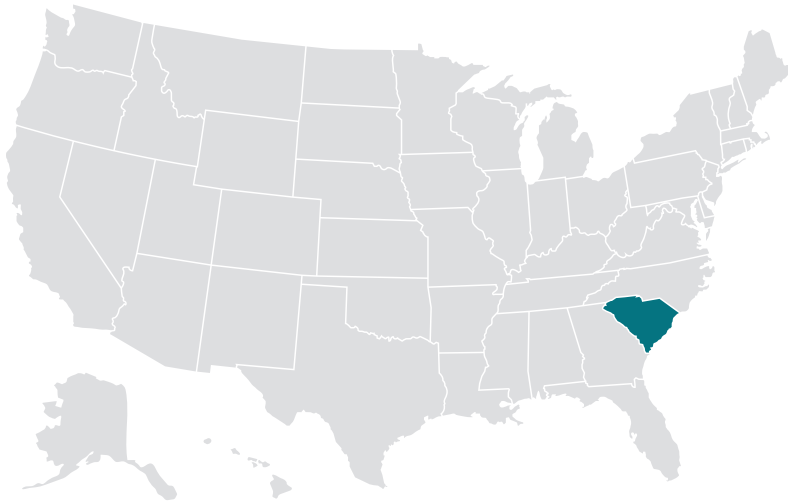


CANCER CARE IN SOUTH CAROLINA



ASCO Members: 192
ASCO State Affiliate Members: 679
**as of 2024*



Number of Oncology Practices: 25
Number of Oncologists: 312
**as of 2024*

5,478,831 Total Population
9.0% Uninsured Rate
(15th Highest)
(Percent of Population and State Rank, 2023)

1,037,498 Medicaid & CHIP Beneficiaries
(October 2024)

1,220,076 Medicare Beneficiaries
(February 2025)

345,300 Cancer Cases Diagnosed
(Projected 2025)

260,240 Cancer Survivors
(Estimated 2022)

11,340 Cancer Deaths
(Projected 2025)

NIH Research Impact

36
NIH Funded Institutions
(2024)

\$250,162,388
Total NIH Grant Funding
(2024)

538
Research Projects Funded
(2024)

NIH Funding Improves Research Opportunity

1 NCI Designated Cancer Center
261 NCI supported clinical trials

NIH Funding Improves Economic Opportunity

NIH grants created and supported more than **3,818 jobs** in 2024 and generated **\$706 million** in new economic activity.

Sources

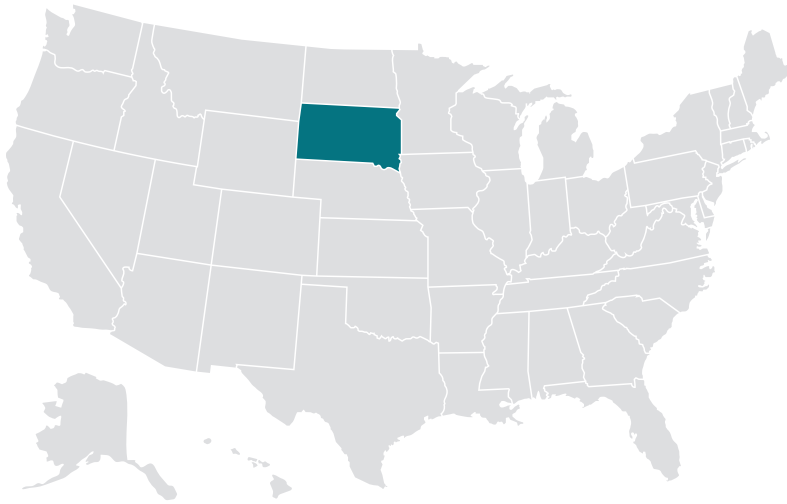
American Cancer Society Cancer Facts & Figures, 2025
ASCO Workforce Information System
Census Bureau, 2024 Census Apportionment Results
CMS, Medicare Enrollment Dashboard, October 2024
FY2024
Data.CMS.gov, Oncology Care Model

Data.Medicaid.gov, February 2025 Medicaid & CHIP Enrollment Data Highlights
Kaiser Family Foundation, Health Insurance Coverage of Total NCI National Designated Cancer Centers
NCI Supported Clinical Trials
NIH Awards by Location and Organization, U.S. FY 2024
United for Medical Research, State by State, U.S.

For more information visit asco.org or contact us at grassroots@asco.org



CANCER CARE IN SOUTH DAKOTA



ASCO Members: **48**



Number of Oncology Practices: **6**
Number of Oncologists: **52**

*as of 2024

924,669 Total Population
8.6% Uninsured Rate
(16th Highest) (Percent of Population and
State Rank, 2023)

142,007 Medicaid & CHIP
Beneficiaries
(October 2024)

198,910 Medicare
Beneficiaries
(February 2025)

5,870 Cancer Cases
Diagnosed
(Projected 2025)

47,030 Cancer Survivors
(Estimated 2022)

1,790 Cancer Deaths
(Projected 2025)

NIH Research Impact

9

NIH Funded Institutions
(2024)

\$28,787,128

Total NIH Grant Funding
(2024)

41

Research Projects Funded
(2024)

NIH Funding Improves Research Opportunity

0 NCI Designated Cancer Center
111 NCI supported clinical trials

NIH Funding Improves Economic Opportunity

NIH grants created and supported more than
505 jobs in 2024 and generated **\$92 million**
in new economic activity.

Sources

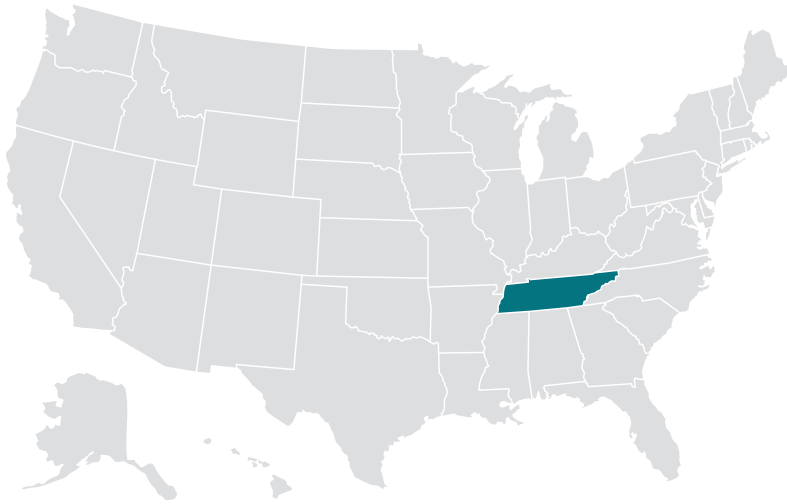
American Cancer Society Cancer Facts & Figures, 2025
ASCO Workforce Information System
Census Bureau, 2024 Census Apportionment Results
CMS, Medicare Enrollment Dashboard, October 2024
FY2024
Data.CMS.gov, Oncology Care Model

Data.Medicaid.gov, February 2025 Medicaid &
CHIP Enrollment Data Highlights
Kaiser Family Foundation, Health Insurance Coverage of
Total NCI National Designated Cancer Centers
NCI Supported Clinical Trials
NIH Awards by Location and Organization, U.S. FY 2024
United for Medical Research, State by State, U.S.

For more information visit asco.org or
contact us at grassroots@asco.org



CANCER CARE IN TENNESSEE



ASCO Members: 504
ASCO State Affiliate Members: 909
*as of 2024



Number of Oncology Practices: 29
Number of Oncologists: 527
*as of 2024

7,227,750 Total Population
9.3% Uninsured Rate
(10th Highest) (Percent of Population and State Rank, 2023)

1,436,211 Medicaid & CHIP Beneficiaries
(October 2024)

1,479,869 Medicare Beneficiaries
(February 2025)

42,750 Cancer Cases Diagnosed
(Projected 2025)

350,250 Cancer Survivors
(Estimated 2022)

14,920 Cancer Deaths
(Projected 2025)

NIH Research Impact

8

NIH Funded Institutions
(2024)

\$818,615,893

Total NIH Grant Funding
(2024)

1,312

Research Projects Funded
(2024)

NIH Funding Improves Research Opportunity

2 NCI Designated Cancer Center
378 NCI supported clinical trials

NIH Funding Improves Economic Opportunity

NIH grants created and supported more than **9,362 jobs** in 2024 and generated **\$1.99 billion** in new economic activity.

Sources

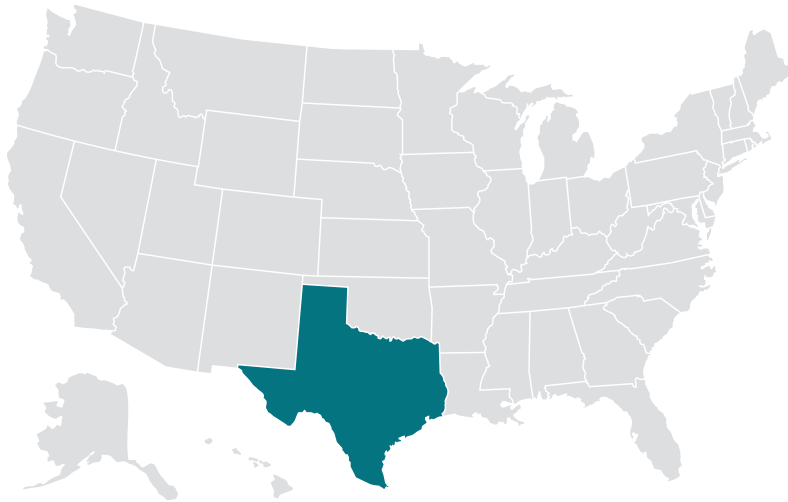
American Cancer Society Cancer Facts & Figures, 2025
ASCO Workforce Information System
Census Bureau, 2024 Census Apportionment Results
CMS, Medicare Enrollment Dashboard, October 2024
FY2024
Data.CMS.gov, Oncology Care Model

Data.Medicare.gov, February 2025 Medicaid & CHIP Enrollment Data Highlights
Kaiser Family Foundation, Health Insurance Coverage of Total NCI National Designated Cancer Centers
NCI Supported Clinical Trials
NIH Awards by Location and Organization, U.S. FY 2024
United for Medical Research, State by State, U.S.

For more information visit asco.org or contact us at grassroots@asco.org



CANCER CARE IN TEXAS



ASCO Members: 2175
ASCO State Affiliate Members: 1269
*as of 2024



Number of Oncology Practices: 83
Number of Oncologists: 1780
*as of 2024

31,290,831 Total Population
16.3% Uninsured Rate
(1st Highest Overall) (Percent of Population and State Rank, 2023)

4,178,724 Medicaid & CHIP Beneficiaries
(October 2024)

4,766,996 Medicare Beneficiaries
(February 2025)

150,870 Cancer Cases Diagnosed
(Projected 2025)

1,098,050 Cancer Survivors
(Estimated 2022)

45,220 Cancer Deaths
(Projected 2025)

NIH Research Impact

118

NIH Funded Institutions
(2024)

\$1,897,493,988

Total NIH Grant Funding
(2024)

3,680

Research Projects Funded
(2024)

NIH Funding Improves Research Opportunity

4 NCI Designated Cancer Center
1890 NCI supported clinical trials

NIH Funding Improves Economic Opportunity

NIH grants created and supported more than **29,563 jobs** in 2024 and generated **\$5.8 billion** in new economic activity.

Sources

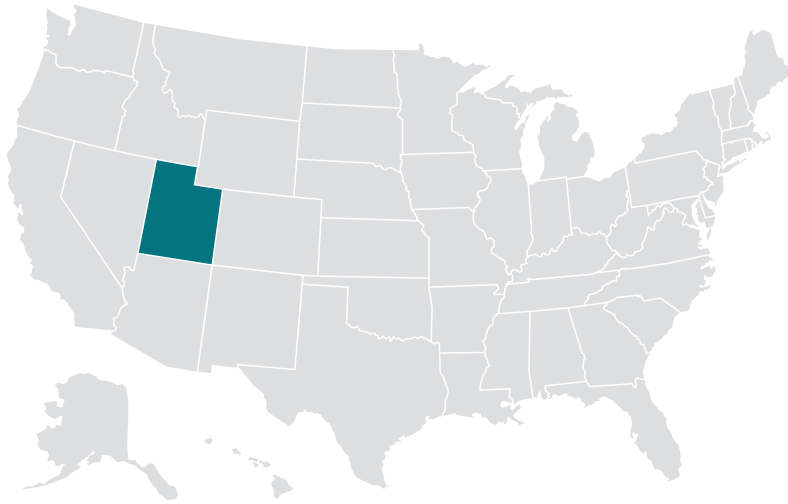
American Cancer Society Cancer Facts & Figures, 2025
ASCO Workforce Information System
Census Bureau, 2024 Census Apportionment Results
CMS, Medicare Enrollment Dashboard, October 2024 FY2024
Data.CMS.gov, Oncology Care Model

Data.Medicaid.gov, February 2025 Medicaid & CHIP Enrollment Data Highlights
Kaiser Family Foundation, Health Insurance Coverage of Total NCI National Designated Cancer Centers
NCI Supported Clinical Trials
NIH Awards by Location and Organization, U.S. FY 2024
United for Medical Research, State by State, U.S.

For more information visit asco.org or contact us at grassroots@asco.org



CANCER CARE IN UTAH



ASCO Members: 239
ASCO State Affiliate Members: 1154
* as of 2024



Number of Oncology Practices: 8
Number of Oncologists: 193
*as of 2024

3,503,613 Total Population
7.7% Uninsured Rate
(20th Highest) (Percent of Population
and State Rank, 2023)

**339,379 Medicaid & CHIP
Beneficiaries**
(October 2024)

**462,056 Medicare
Beneficiaries**
(February 2025)

**4,670 Cancer Cases
Diagnosed**
(Projected 2025)

114,910 Cancer Survivors
(Estimated 2022)

3,780 Cancer Deaths
(Projected 2025)

NIH Research Impact

17

NIH Funded Institutions
(2024)

NIH Funding Improves Research Opportunity
1 NCI Designated Cancer Center
340 NCI supported clinical trials

\$307,145,398

Total NIH Grant Funding
(2024)

NIH Funding Improves Economic Opportunity
NIH grants created and supported more than
4,452 jobs in 2024 and generated **\$786 million**
in new economic activity.

679

Research Projects Funded
(2024)

Sources

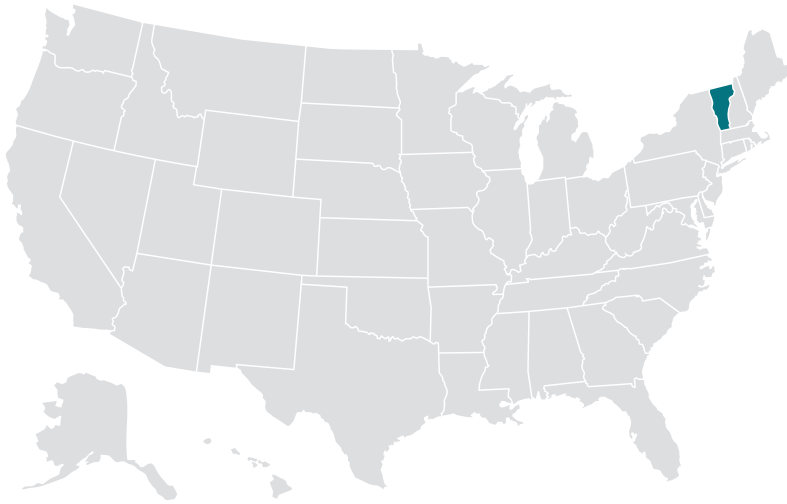
American Cancer Society Cancer Facts & Figures, 2025
ASCO Workforce Information System
Census Bureau, 2024 Census Apportionment Results
CMS, Medicare Enrollment Dashboard, October 2024
FY2024
Data.CMS.gov, Oncology Care Model

Data.Medicaid.gov, February 2025 Medicaid & CHIP Enrollment Data Highlights
Kaiser Family Foundation, Health Insurance Coverage of Total NCI National Designated Cancer Centers
NCI Supported Clinical Trials
NIH Awards by Location and Organization, U.S. FY 2024
United for Medical Research, State by State, U.S.

For more information visit asco.org or
contact us at grassroots@asco.org



CANCER CARE IN VERMONT



ASCO Members: 51
ASCO State Affiliate Members: 620
* as of 2024



Number of Oncology Practices: 7
Number of Oncologists: 64
*as of 2024

648,493 Total Population
3.4% Uninsured Rate
(48th Lowest) (Percent of Population
and State Rank, 2023)

**157,471 Medicaid & CHIP
Beneficiaries**
(October 2024)

**165,046 Medicare
Beneficiaries**
(February 2025)

**4,670 Cancer Cases
Diagnosed**
(Projected 2025)

39,470 Cancer Survivors
(Estimated 2022)

1,500 Cancer Deaths
(Projected 2025)

NIH Research Impact

6
NIH Funded Institutions
(2024)

\$55,137,806
Total NIH Grant Funding
(2024)

93
Research Projects Funded
(2024)

NIH Funding Improves Research Opportunity

0 NCI Designated Cancer Center
67 NCI supported clinical trials

NIH Funding Improves Economic Opportunity

NIH grants created and supported more than
575 jobs in 2024 and generated **\$127 million**
in new economic activity.

Sources

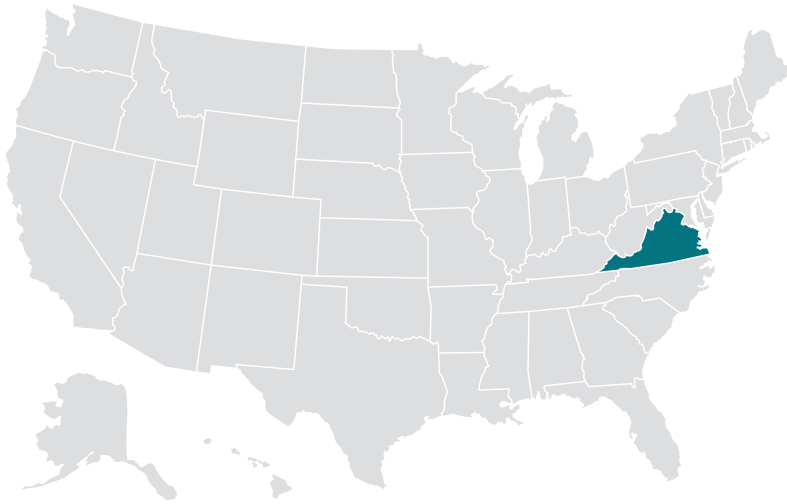
American Cancer Society Cancer Facts & Figures, 2025
ASCO Workforce Information System
Census Bureau, 2024 Census Apportionment Results
CMS, Medicare Enrollment Dashboard, October 2024
FY2024
Data.CMS.gov, Oncology Care Model

Data.Medicaid.gov, February 2025 Medicaid &
CHIP Enrollment Data Highlights
Kaiser Family Foundation, Health Insurance Coverage of
Total NCI National Designated Cancer Centers
NCI Supported Clinical Trials
NIH Awards by Location and Organization, U.S. FY 2024
United for Medical Research, State by State, U.S.

For more information visit asco.org or
contact us at grassroots@asco.org



CANCER CARE IN VIRGINIA



ASCO Members: 528
ASCO State Affiliate Members: 160
*as of 2024



Number of Oncology Practices: 40
Number of Oncologists: 494
*as of 2024

8,811,195 Total Population
6.4% Uninsured Rate
(28th Highest) (Percent of Population and State Rank, 2023)

1,809,526 Medicaid & CHIP Beneficiaries
(October 2024)

1,688,322 Medicare Beneficiaries
(February 2025)

50,510 Cancer Cases Diagnosed
(Projected 2025)

432,570 Cancer Survivors
(Estimated 2022)

16,280 Cancer Deaths
(Projected 2025)

NIH Research Impact

78
NIH Funded Institutions
(2024)

\$596,585,436
Total NIH Grant Funding
(2024)

1,073
Research Projects Funded
(2024)

NIH Funding Improves Research Opportunity
2 NCI Designated Cancer Center
394 NCI supported clinical trials

NIH Funding Improves Economic Opportunity
NIH grants created and supported more than
7,648 jobs in 2024 and generated **\$1.73 billion**
in new economic activity.

Sources

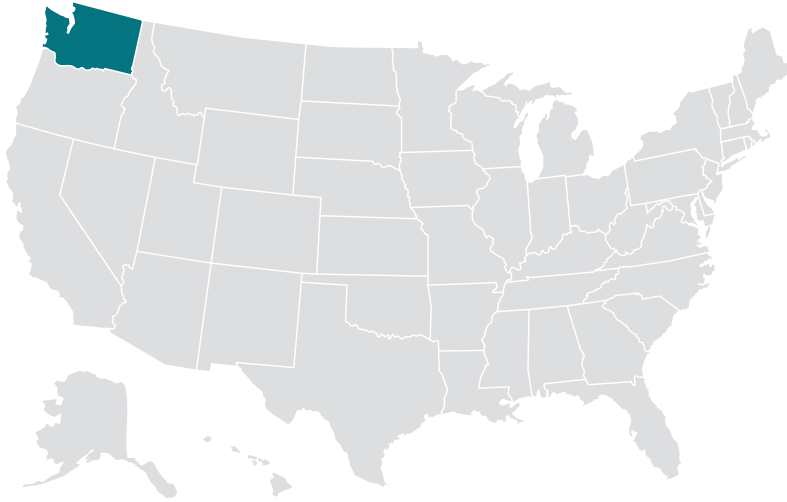
American Cancer Society Cancer Facts & Figures, 2025
ASCO Workforce Information System
Census Bureau, 2024 Census Apportionment Results
CMS, Medicare Enrollment Dashboard, October 2024
FY2024
Data.CMS.gov, Oncology Care Model

Data.Medicaid.gov, February 2025 Medicaid &
CHIP Enrollment Data Highlights
Kaiser Family Foundation, Health Insurance Coverage of
Total NCI National Designated Cancer Centers
NCI Supported Clinical Trials
NIH Awards by Location and Organization, U.S. FY 2024
United for Medical Research, State by State, U.S.

For more information visit asco.org or
contact us at grassroots@asco.org



CANCER CARE IN WASHINGTON



ASCO Members: 717
ASCO State Affiliate Members: 78
*as of 2024



Number of Oncology Practices: 32
Number of Oncologists: 640
*as of 2024

7,958,180 Total Population
6.3% Uninsured Rate
(31st Highest) (Percent of Population and State Rank, 2023)

1,837,170 Medicaid & CHIP Beneficiaries
(October 2024)

1,523,926 Medicare Beneficiaries
(February 2025)

46,500 Cancer Cases Diagnosed
(Projected 2025)

383,440 Cancer Survivors
(Estimated 2022)

13,870 Cancer Deaths
(Projected 2025)

NIH Research Impact

70

NIH Funded Institutions
(2024)

\$1,260,440,508

Total NIH Grant Funding
(2024)

1,779

Research Projects Funded
(2024)

NIH Funding Improves Research Opportunity

1 NCI Designated Cancer Center
605 NCI supported clinical trials

NIH Funding Improves Economic Opportunity

NIH grants created and supported more than **11,979 jobs** in 2024 and generated **\$2.96 billion** in new economic activity.

Sources

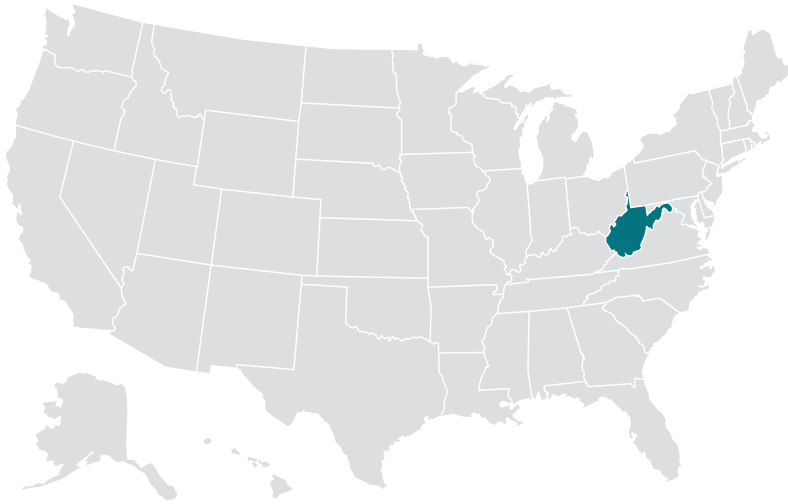
American Cancer Society Cancer Facts & Figures, 2025
ASCO Workforce Information System
Census Bureau, 2024 Census Apportionment Results
CMS, Medicare Enrollment Dashboard, October 2024 FY2024
Data.CMS.gov, Oncology Care Model

Data.Medicaid.gov, February 2025 Medicaid & CHIP Enrollment Data Highlights
Kaiser Family Foundation, Health Insurance Coverage of Total NCI National Designated Cancer Centers
NCI Supported Clinical Trials
NIH Awards by Location and Organization, U.S. FY 2024
United for Medical Research, State by State, U.S.

For more information visit asco.org or contact us at grassroots@asco.org



CANCER CARE IN WEST VIRGINIA



ASCO Members: 115
ASCO State Affiliate Members: 237
* as of 2024



Number of Oncology Practices: 18
Number of Oncologists: 107
*as of 2024

1,769,979 Total Population
5.9% Uninsured Rate
(35th Highest) (Percent of Population
and State Rank, 2023)

**510,971 Medicaid & CHIP
Beneficiaries**
(October 2024)

**450,737 Medicare
Beneficiaries**
(February 2025)

**13,250 Cancer Cases
Diagnosed**
(Projected 2025)

111,180 Cancer Survivors
(Estimated 2023)

4,750 Cancer Deaths
(Projected 2025)

NIH Research Impact

6

NIH Funded Institutions
(2024)

\$54,131,746

Total NIH Grant Funding
(2024)

89

Research Projects Funded
(2024)

NIH Funding Improves Research Opportunity

0 NCI Designated Cancer Center
97 NCI supported clinical trials

NIH Funding Improves Economic Opportunity

NIH grants created and supported more than
759 jobs in 2024 and generated **\$148 million**
in new economic activity.

Sources

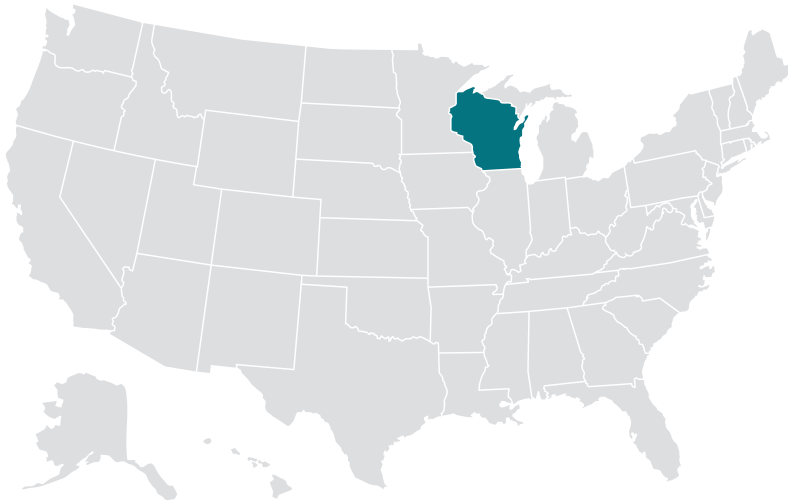
American Cancer Society Cancer Facts & Figures, 2025
ASCO Workforce Information System
Census Bureau, 2024 Census Apportionment Results
CMS, Medicare Enrollment Dashboard, October 2024
FY2024
Data.CMS.gov, Oncology Care Model

Data.Medicaid.gov, February 2025 Medicaid &
CHIP Enrollment Data Highlights
Kaiser Family Foundation, Health Insurance Coverage of
Total NCI National Designated Cancer Centers
NCI Supported Clinical Trials
NIH Awards by Location and Organization, U.S. FY 2024
United for Medical Research, State by State, U.S.

For more information visit asco.org or
contact us at grassroots@asco.org



CANCER CARE IN WISCONSIN



ASCO Members: 404
ASCO State Affiliate Members: 676
*as of 2024



Number of Oncology Practices: 40
Number of Oncologists: 494
*as of 2024

5,960,975 Total Population
4.9% Uninsured Rate
(41st Highest) (Percent of Population and State Rank, 2023)

1,189,424 Medicaid & CHIP Beneficiaries
(October 2024)

1,318,969 Medicare Beneficiaries
(October 2023)

39,940 Cancer Cases Diagnosed
(Projected 2025)

336,080 Cancer Survivors
(Estimated 2022)

11,760 Cancer Deaths
(Projected 2025)

NIH Research Impact

45

NIH Funded Institutions
(2024)

\$595,126,918

Total NIH Grant Funding
(2024)

1,045

Research Projects Funded
(2024)

NIH Funding Improves Research Opportunity

1 NCI Designated Cancer Center
440 NCI supported clinical trials

NIH Funding Improves Economic Opportunity

NIH grants created and supported more than **7,760 jobs** in 2024 and generated **\$1.48 billion** in new economic activity.

Sources

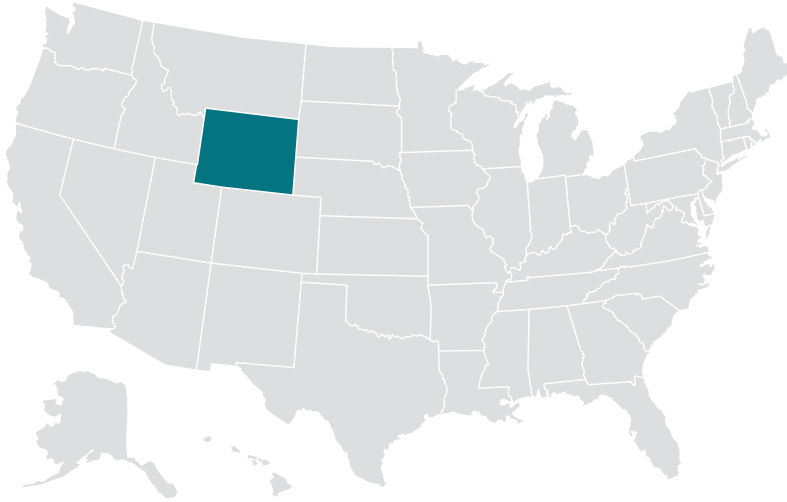
American Cancer Society Cancer Facts & Figures, 2025
ASCO Workforce Information System
Census Bureau, 2024 Census Apportionment Results
CMS, Medicare Enrollment Dashboard, October 2024
FY2024
Data.CMS.gov, Oncology Care Model

Data.Medicaid.gov, February 2025 Medicaid & CHIP Enrollment Data Highlights
Kaiser Family Foundation, Health Insurance Coverage of Total NCI National Designated Cancer Centers
NCI Supported Clinical Trials
NIH Awards by Location and Organization, U.S. FY 2024
United for Medical Research, State by State, U.S.

For more information visit asco.org or contact us at grassroots@asco.org



CANCER CARE IN WYOMING



ASCO Members: 11
ASCO State Affiliate Members: 55

*as of 2024



Number of Oncology Practices: 11
Number of Oncologists: 43

*as of 2024

587,618 Total Population
10.5% Uninsured Rate
(8th Highest) (Percent of Population and State Rank, 2023)

63,292 Medicaid & CHIP Beneficiaries
(October 2024)

127,771 Medicare Beneficiaries
(February 2025)

3,580 Cancer Cases Diagnosed
(Projected 2025)

28,500 Cancer Survivors
(Estimated 2022)

1,240 Cancer Deaths
(Projected 2025)

NIH Research Impact

3
NIH Funded Institutions
(2024)

\$11,686,417
Total NIH Grant Funding
(2024)

20
Research Projects Funded
(2024)

NIH Funding Improves Research Opportunity

0 NCI Designated Cancer Center
55 NCI supported clinical trials

NIH Funding Improves Economic Opportunity

NIH grants created and supported more than **265 jobs** in 2024 and generated **\$49 million** in new economic activity.

Sources

American Cancer Society Cancer Facts & Figures, 2025
ASCO Workforce Information System
Census Bureau, 2024 Census Apportionment Results
CMS, Medicare Enrollment Dashboard, October 2024 FY2024
Data.CMS.gov, Oncology Care Model

Data.Medicaid.gov, February 2025 Medicaid & CHIP Enrollment Data Highlights
Kaiser Family Foundation, Health Insurance Coverage of Total NCI National Designated Cancer Centers
NCI Supported Clinical Trials
NIH Awards by Location and Organization, U.S. FY 2024
United for Medical Research, State by State, U.S.

For more information visit asco.org or contact us at grassroots@asco.org

