



For Earth, For Life
Kubota

BV-WR

KUBOTA ROUND BALERS AND WRAPPERS
BV4580/BV5160/BV5200
WR1100/WR1400/WR1600





**Fresh
thinking is
the answer
to today's
challenges.**

The challenges facing agriculture are continuously evolving and when times are tough it's best to evolve to a new way of thinking - envisaging alternative solutions and making smart decisions. When it comes to baling or wrapping, Kubota has you covered with a wide variety of solutions to fit your needs. Whether you're making large round bales out in the prairies, or high moisture silage in the maritimes or anything in between, Kubota has you covered.





BV4580- 5160-5200: Unmatched bale quality

High capacity balers with industry defining bale quality. The new generation of variable chamber balers from Kubota, incorporates knowledge built up over many years in the baler business, bringing you an assurance of reliable operation in the toughest working conditions. With true multi-crop performance in silage, hay and straw, they incorporate a host of features to make your working day more profitable.



BV4580

Bale Diameter:
5-ft (1.65m) wide and up to
6-ft (1.80m) Tall
62" x 31" - 69"
(1.50x0.80-1.80m).

BV5160R

Bale Diameter:
4-ft (1.20m) wide and up to
5-ft (1.65m) Tall
47" x 24" - 65"
(1.20x0.60-1.65m).

BV5160 SC14

Bale Diameter:
4-ft (1.20m) wide and up to
5-ft (1.65m) Tall
47" x 24" - 65"
(1.20x0.60-1.65m).

BV5160 SC25

Bale Diameter:
4-ft (1.20m) wide and up to
5-ft (1.65m) Tall
47" x 24" - 65"
(1.20x0.60-1.65m).



BV5200 SC14

Bale Diameter:
4-ft (1.20m) wide and up to
6.5-ft (2.00m) Tall
47" x 24" - 79"
(1.20x0.60-2.00m).

BV5200 SC25

Bale Diameter:
4-ft (1.20m) wide and up to
6.5-ft (2.00m) Tall
47" x 24" - 79"
(1.20x0.60-2.00m).

WR1100

Max Bale Size:
4-ft (1.20m) wide and up to
5-ft (1.50m) Tall 47" x 60"
(1.20x1.50m)
- 2200 lbs (1000kg).

WR1400-WR1600

Max Bale Size:
4-ft (1.20m) wide and up to
5-ft (1.50m) Tall 47" x 60"
(1.20x1.50m)
WR1400 - 2200 lbs (1000kg)
WR1600 - 2650 lbs (1200kg)



BV4580: Round baler

Kubota proudly presents the new BV4580 - the latest addition to the highly competitive range of Kubota round balers. Producing high quality 5' wide bales, the BV4580 has the capacity to satisfy the most demanding conditions.

How the baling chamber works

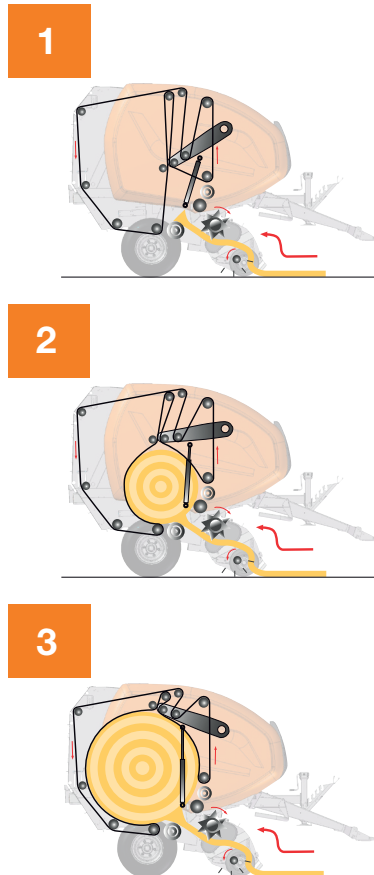
The Kubota BV4580 series are equipped with a combination of three rollers and eight wide laced belts. This mixed chamber ensures a smooth bale start whatever the crop, offering smooth bale rotation and reduced crop loss, even in dry conditions.

The two aggressive front rollers that come in contact with the crop are constantly cleaned by scrapers that are designed to perform well in all conditions.

The small pre-chamber helps start the bale formation producing well-shaped and dense bales with a moderate core and tight outer layers.

As the bale grows, the belt tensioning arm is subjected to steadily increasing resistance from two hydraulic cylinders and a spring tensioner. As the bale diameter grows, so does the bale's density.

The result is a very firm bale with a moderate core. Straw bales will be more tolerant to poor weather conditions, while silage bales will maintain their shape for improved stacking and easier handling.






EasyFeed rotary intake system with huge intake capacity and gentle crop handling.



Clean raking 86" wide pick-up with twin cam tracks, 5 tine bars and roller crop press.



Durable MRT profile belts with heavy duty MATO lacings. Fully adjustable proportional electric control of bale density.




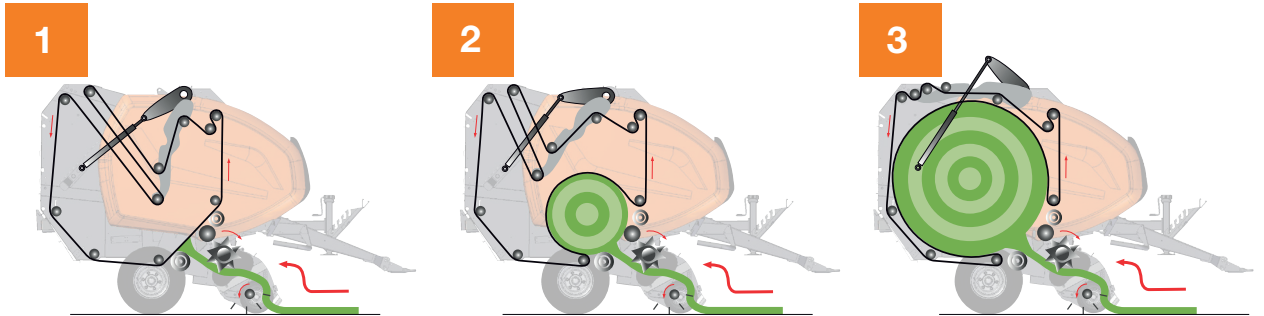
Standard fit hydraulic pick-up lift for reduced downtime between jobs and added in field convenience.



BV5160-BV5200: Performance in all crops

The defining feature of BV5160 and BV5200 series balers is the ability to produce bales of unrivalled quality in a wide variety of crop conditions, from wet silage right through to dry straw. Efficiency and performance are unmatched, while smart 'Intelligent density' allows bales to be tailored to perfectly match all requirements.





The two front rollers with self-cleaning scrapers are designed to work well in silage and provide instant bale formation.



Kubota BV5160 and BV5200 series are fitted with 5 durable endless belts without joiners offering smooth running and low maintenance.

How the Baling Chamber works

A combination of three rollers and five endless belts provide smooth bale rotation and minimal crop losses, even when working in dry brittle straw.

Specially profiled lower front rollers ensure instant bale starting in all crops and are constantly cleaned by a scraper specially designed to perform well in wet silage conditions.

As the bale diameter grows, the belts are subjected to steadily increasing resistance from two hydraulic cylinders and two spring tensioners.

A high density bale with a variable core is produced. Straw bales are more tolerant to poor weather conditions and silage bales maintain their shape better for improved stacking and easier handling.





BV5160-BV5200: Superior capacity with a choice of intake systems

On Kubota's BV5160-BV5200, the load on the tine bars is minimized by using two intermediate supports and two separate cam tracks located at either end of the pick-up. Slip clutch protection comes standard. A roller wind guard is standard which pre-compresses the crop, further boosting intake performance.

Designed for narrow transport width

Despite a 86" working width, the BV5160-BV5200 series has a transport width only dependent on the balers wheel size. Thanks to an innovative design which places the driveline inside of the cam track at either end of the pick-up. There is no need to remove the pick-up guide wheels for road transport, reducing downtime between fields.



Kubota BV5160-BV5200 with 86" pick-up and roller wind guard.



PowerFeed rotor intake for ultimate capacity

Impressive intake capacity can be achieved with the Kubota PowerFeed rotor intake system - handling both wet and dry crops with ease, whatever the conditions. The PowerFeed rotor with its 14 fully guided rotor fingers proactively forces the material into the bale chamber for higher intake speed and capacity, providing instant bale start and evenly shaped bales.

SuperCut-14

The SuperCut-14 knife chopping system provides a fast and efficient crop flow into the baler. With a chop length of 2.75" (70mm) it is the ideal solution for producing tight, dense bales. Improved fermentation and easier feeding of bales are just two of the benefits pre-chopping can provide. Each individual knife is spring protected against foreign obstacles. The knife automatically returns to its work position once the obstacle has passed.

SuperCut-25

The SuperCut-25 knife pre-chopping system offers the ultimate solution for short chop baling with a chop length of 1.57" (40mm). The short and precise chop provides dense and airtight bales for the best possible silage quality. The operator can choose to engage 25, 13, 12, 6 or 0 knives, giving maximum flexibility of operation. For instance it is possible to use half the knives in the morning in difficult and demanding conditions and the remaining half in the afternoon, allowing a full day of baling to be achieved with optimum chop quality.

Dual action knife protection

The SuperCut-25 knife system is fitted with dual action protection against foreign objects. Each knife is individually spring protected and can move in two directions. If a smaller obstacle hits the knife, it will pivot backwards without losing cutting quality. If a larger obstacle hits the knives they can pivot downwards into a safe position. The knife will automatically return to working position once the obstacle has passed.

Parallelogram DropFloor system for easy unblocking


All models with rotary or pre-chopping intake systems come equipped with the new Kubota Parallelogram drop floor system, which makes it faster and easier to clear blockages from the comfort of the tractor cab. This patented system not only lowers the rear edge of the drop floor as per traditional systems, but also provides additional space under the front section of the floor, where a blockage is more likely to occur.



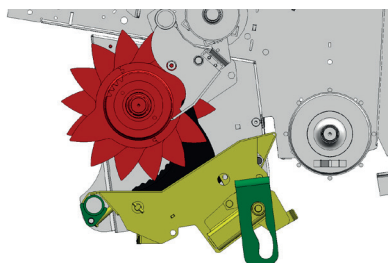
PowerFeed intake system.



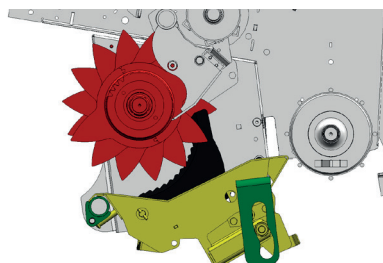
SuperCut-14.



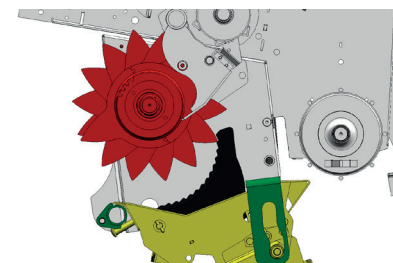
SuperCut-25.



Drop Floor in working position.



Drop Floor in mid position.



Drop Floor in fully lowered position.

Easier removal of all blockages = More productive time spent baling



Great looking bales – time after time


You're sure to leave a field of great looking bales every time you finish a job. Kubota's front mounted net and twine systems ensure neat and tidy looking bales that are tightly wrapped. This ensures perfect storage and easy handling of the bales.

PowerBind net wrap

Kubota BV series balers are equipped with the patented PowerBind net wrap system. The system has been simplified in a number of ways compared with traditional systems, with feed rollers having been completely eliminated. Additionally PowerBind provides one of the fastest net wrap actions available. This means minimum downtime and maximum time baling.

The net is fed directly into the bale chamber by an injection arm in a flat movement angle keeping the net tight at all times and providing accurate and extremely reliable net injection.

The net is continuously retained by the injection arm. When the bale is 90% complete the injection arm moves forward, ready for the net injection. This adds to reliability and productivity as no time is wasted waiting for the net. In fact Kubota PowerBind is one of the fastest net wrapping solutions available today, adding more uptime. In addition PowerBind offers very low loading height, for maximum convenience and time saving. To replace the empty roll just swing out the shaft and replace it with a new roll.



Convenient easy access storage for net and twine for long working days.



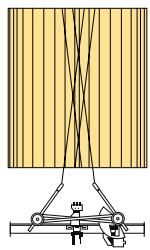
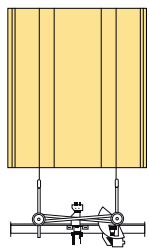
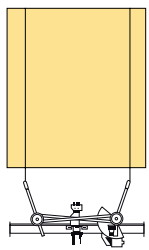
The PowerBind net wrap system allows the net to extend past the edge of the bale.



Twine box.



The very low loading height and the very easy threading of the system mean minimum downtime and maximum time baling.



Twine tying

Automatic twine tying with the fast acting double tube system means simultaneous binding of both edges of the bale, reducing binding time to a minimum. Over crossing of twines in the centre of the bale provides no loose ends at the end of the binding cycle. The system is fully user programmable to make sure you make the best looking bales in all crop conditions.




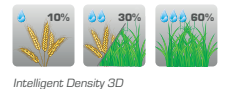
Intelligent Density



Pre-selection of bale density for each zone of the bale: core, mid and edge.

Diameter (D) and pressure (P) can be adjusted in three stages using the control terminal.





Intelligent Density 3D: the smartest way to perfect bales


Accurate control of baling pressure is essential to achieve correct bale density. Every crop is different and with Kubota Intelligent Density 3D you can be sure to obtain the best possible end result – optimum feed quality for your livestock!

Intelligent baling

Intelligent Density 3D gives you three pre-selectable options for straw, hay and silage all easily set from the control box.

It is also possible to customize the bale density yourself. Three separate zones, each with a choice of diameter and pressure let you set the best strategy, so that bale structure is perfectly matched to your requirements.

With three pre-selectable bale density settings **Intelligent Density 3D** makes it very easy to choose the correct bale density in different crops.



Baling dry straw and want the heaviest bales possible? Maximum pressure is set in every zone.

Baling hay? Soft centre core to let the bale breathe is set, with gradually increasing pressure towards the outer layer.

Baling wet silage? Pressure is reduced in the centre and mid zones.



Easy to use control systems: setting and control in comfort

IsoMatch Tellus GO is a full ISOBUS terminal. The compact design makes it easy to integrate in the tractor cab. Tellus GO is equipped with a 7-inch touch screen with hard keys combined with a rotary switch for direct access to main functions.



IsoMatch Tellus GO terminal.



Focus 3 terminal

BV4580 models are equipped with the Focus 3 terminal, which has been designed for easy operation. The colour display shows all baling information at a glance. Baler settings and functions are easily accessed by 'softkeys' putting you in full control from the tractor cab.

ISOBUS Compatibility

Full ISOBUS compatibility comes standard on the BV5160-BV5200 models and is optional upgrade on the BV4580. ISO equipped models can be plugged directly into any Kubota M7 Premium series or M8 Kubota tractor. No need for any other terminal or power supply – simply 'plug-and-play'. Baler information and controls are displayed on the tractors own K-monitor terminal. Alternatively for operation on non-ISO equipped tractors, a choice of Tellus GO or Tellus Pro terminals can be specified.

On all models a colour display shows baling information at a glance. All baler settings and functions are easily accessed, putting you in full control from the tractor cab.

The following functions are operated from the control terminal:

- Bale diameter adjustment
- Current bale diameter
- Left & Right driving indicators
- Twine or net tying selection
- Twine and net tying adjustment
- Tying information during cycle
- Manual or automatic tying mode selection
- Bale counter
- Bale density adjustment with Intelligent density proportional valve

IsoMatch (Multi)Eye

IsoMatch Eye and MultiEye are accessories for connecting up to four cameras to any IsoMatch terminal.



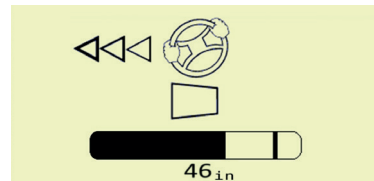
IsoMatch Tellus Pro terminal

The IsoMatch Tellus Pro is a virtual terminal combining two Interface screens in one terminal. The 12" touch screen offers ergonomic use and is designed for clear viewing during long days of operation. With an ever increasing number of functionalities, such as rear view cameras, the Tellus Pro terminal allows the baler interface to be viewed in the top screen, with a camera display to monitor finished bales active in the lower part.



Kubota K-monitor.

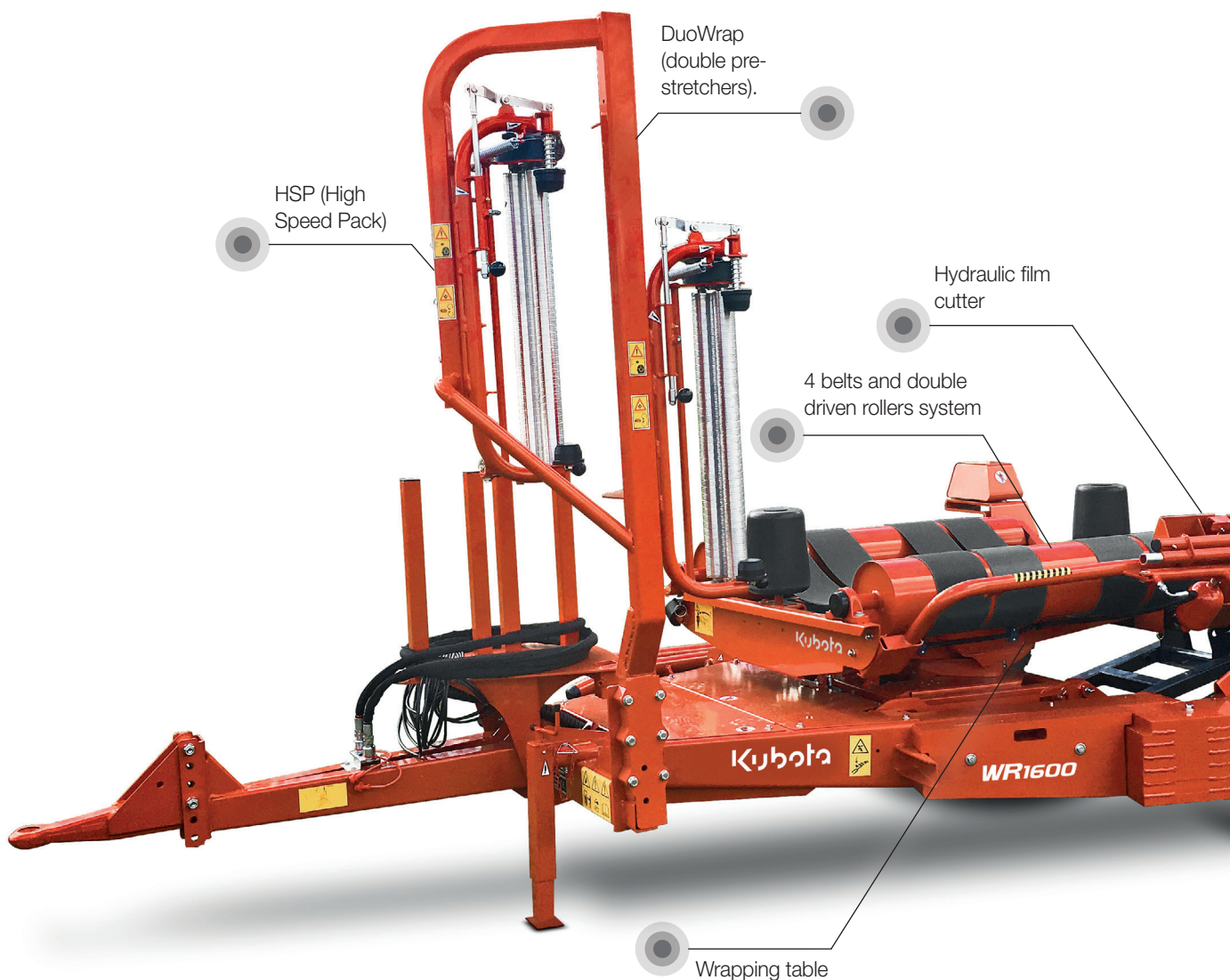
Driving indication with steering direction for perfect bale formation. In addition, on the BV4580 model the bale shape is also shown.






Turntable wrapper: easy operation

Kubota Turntable bale wrappers have been designed to offer fast and accurate wrapping of your precious forage crops. An investment in a Kubota bale wrapper is your guarantee of cost effective bale wrapping.





Low level table

Two large diameter rollers, both of which are driven, ensure bale rotation even in the most difficult conditions. Four endless belts carry and rotate the bale evenly during wrapping with no risk of film damage. The two large diameter conical side support rollers ensure that the bale is kept in a central position on the rotating table during the wrapping operation.

Easy change film rolls

Change of film roll is quick and easy with Kubota pre-stretchers. The empty core is released by pushing down a single lever with one hand, all in one movement. Install the new film roll, flick the handle back in position, and the roll is instantly locked. Low lifting height of the film rolls is achieved thanks to the low profile design of all Kubota bale wrappers.

Hydraulic film cutter

All Kubota turntable wrappers feature a hydraulically operated film cut and hold device. Fully automatic operation assures reliable operation over many thousands of bales.



New HSP feature and gentle unloading



High Speed Pack (HSP)

The High Speed Pack (HSP) increases the capacity of Kubota's turntable wrappers by optimizing the wrapper based on working conditions.

The HSP is a combination of two developments. The first, DuoWrap allows wrapping with two film rolls at the same time. Achieving film overlap of 66%, the time to cover the bale is reduced by one third. The second development, named OptiSpeed, is electronic control of the wrapper table rotation speed.

The OptiSpeed optimises the rotation speed of the table to allow the fastest wrapping possible in all conditions without being limited to fixed values.



OptiSpeed.



Low design of the machine ensures fast and gentle unloading of the bale.

Gentle unloading

The wide spacing of the wheels has allowed an exceptionally low mounting position for the turntable. This allows the table to be tilted downwards until it nearly touches the ground, reducing drop height when unloading bales, ensuring the gentlest possible handling of the wrapped bale and reduces the chance of film damage.



The Kubota Turntable wrappers can be fitted with a bale turner as an option.



Everything under control: turntable wrappers



Focus 3 terminal.



Computer control (C)

Machines equipped with computer (C) control have a fully automated wrapping cycle allowing stress free high output operation for long days in the field.

All computer models come equipped with a compact electronic joystick which can be mounted on the tractor armrest, allowing fingertip initiation of wrapping and bale tip functions as well as immediate manual override of other functions at any time.



Remote control (R)

A Radio frequency remote control version is available as an option. Place the bale on the wrapper, press one key on the remote control, and the wrapping process starts. While the previously wrapped bale is being stacked and the next one picked up while the machine continues wrapping. Press another key when wrapping is completed and the bale is tipped off. One operator controls the entire process of loading, wrapping and stacking from the comfort of the loader.



Mechanical cable control (M)

The manual versions (M) are controlled with manual cable control with levers. A wrap and bale counter is fitted for precise control of film layers, as well as number of bales wrapped. An automatic table stop controlled by the bale and wrap counter is fitted as standard. This converts the wrapper from manual to semi-automatic, as it allows the wrapping function to stop automatically at the set number of table revolutions.



Three-point mounted turntable wrapper: wrapping at storage site

Kubota WR1100 series linkage mounted wrappers are ideal for 'wrap and stack' operations. When the bale is being transported to the storage site for wrapping, the Kubota WR1100 is the ideal solution. It can be mounted on the rear or front of the tractor or with addition of the optional front support stand can also be used as a stand-alone machine with an external power pack.



Bale and wrap counter is standard.

Easy operation

The Kubota WR1100 has full computer control, including a mini joystick for manual control when necessary. Once the wrapping process is activated the cycle runs automatically with auto-stop at the end of the cycle. You only need to press a button again to unload the wrapped bale.

Optional remote control for easy handling

A radio frequency remote control is available as an option allowing operation to be controlled from the loading tractor. One operator can easily manage the entire process of loading, wrapping and stacking.

- Place the bale on the wrapper, press the play key on the remote control, and the wrapping process starts.
- The previously wrapped bale is stacked and the next one picked up while the wrapper continues wrapping.
- Press the play key again and the wrapped bale is tipped off and the table rotated 90° ready to receive the next bale.



Able to handle round balers up to 2200 lbs (1000kg).



Kubota WR1100C version with a control box & radio frequency remote control offers fully automatic operation.



Multiple bale counters are included in the standard specification and a film break sensor is available as an option.





Trailed turntable wrapper: effective, easy to operate

The Kubota WR1400 is a trailed wrapper designed for smaller operations. The machine is very easy to operate; even the mechanical version offers fully automatic cut and hold of film.



The loading arm is powered fully down to lift the wheel off the ground for easy movement from work to transport.



Hydraulically operated loading arm, with a low loading height, provides fast transfer of bale from arm to turntable.

Clever design for maximum weight transfer

The clever design of the frame with its extendable wheel arm on the right hand side allows an increase in track width on the field for maximum stability during loading of bales. The hydraulically operated loading arm is positioned on the right hand side and can handle bales up to 2200 lbs (1000kg) with up to a 5' (1.50 m) diameter.



Turntable with two driven rollers designed for a high bale stability and smooth even rotation.

To achieve a narrower transport width, the right hand wheel is turned to the inside of the support arm.





WR1600



The low mounted table design allows high rotation speed.



The adjustable loading arm with rear end stopper and inner support tube, allows the bale to be picked up and loaded on the move.



The short lifting height provides fast transfer of bale from arm to turntable.



Fast and gentle on-the-move unloading with no need for a fall damper.

The professional choice: heavy duty trailed turnable wrapper

The trailed Kubota WR1600 is ideal for users that wrap large numbers of bales, but still prefer the simplicity of the turntable wrapping system. It is designed for high output operation even in rough or hilly conditions. The Kubota WR1600 offers a rugged design and is capable of handling bales up to 2650 lbs (1200kg).



Extra counter weights can be fitted on the left hand side of the machine to ensure full stability also for the heaviest bales.

On the move wrapping

The Kubota WR1600 is available with Semi-automatic joystick control or fully automatic computer controls. The strong design allows a second bale to be carried on the loading arm, whilst the first is being wrapped. This significantly increases efficiency and capacity.

Low profile design

The Kubota WR1600 is designed with a low table height and wheels located at the very rear of the machine. The position of rear wheels ensures a low table height providing low loading and unloading height. The low slung chassis combined with a short lifting height, provides fast transfer of the bale from arm to turntable.

Technical data

Model		BV4580	BV5160R	BV5160 SC14	BV5160 SC25	BV5200 SC14	BV5200 SC25
Weight and Dimensions							
Length	inch (m)	176" (4.48)	176" (4.48)	176" (4.48)	176" (4.48)	187" (4.75)	187" (4.75)
Width	inch (m)	116" (2.94)	99" (2.52)	99" (2.52)	99" (2.52)	99" (2.52)	99" (2.52)
Height	inch (m)	109" (2,78)	106" (2.70)	106" (2.70)	106" (2.70)	111" (2.82)	111" (2.82)
Weight	lbs (kg)	7716 (3500)	6592 (2990)	7165 (3250)	7165 (3250)	7937 (3250)	8642 (3920)
Bale chamber							
Diameter Min	inch (m)	31"(0.80)	24" (0.60)	24" (0.60)	24" (0.60)	24" (0.60)	24" (0.60)
Diameter Max	inch (m)	69" (1.80)	65" (1.65)	65" (1.65)	65" (1.65)	79" (2.00)	79" (2.00)
Bale Width	inch (m)	62" (1.50)	47" (1.20)	47" (1.20)	47" (1.20)	47" (1.20)	47" (1.20)
Bale Formation		8 Belts + 2 Rol.	5 Belts + 3 Rol.	5 Belts + 3 Rol.	5 Belts + 3 Rol.	5 Belts + 3 Rol.	5 Belts + 3 Rol.
Belt Width	inch (m)	7" (178)	8" (5/ 220)	8" (5/ 220)	8" (5/ 220)	8" (5/ 220)	8" (5/ 220)
Belts - endless type		-	●	●	●	●	●
Greasable roller bearings (cen.)		●	●	●	●	●	●
Bale Ramp		●	●	●	●	○	○
Pick-up							
Working Width	inch (m)	86" (2.20)	86" (2.20)	86" (2.20)	86" (2.20)	86" (2.20)	86" (2.20)
Number of Tine Rows	(nb)	5	5	5	5	5	5
Tine Spacing	inch (m)	2.36"(0.60)	2.36" (0.60)	2.36" (0.60)	2.36" (0.60)	2.36" (0.60)	2.36" (0.60)
Roller crop press		●	●	●	●	●	●
Pneumatic Gauge Wheel		●	●	●	●	●	●
Intake System							
EasyFeed		●	-	-	-	-	-
PowerFeed Rotor		-	●	-	-	-	-
SuperCut 14 knives		-	-	●	-	●	-
SuperCut 25 knives		-	-	-	●	-	●
Knife protection (on each knife)		-	-	●	●	●	●
Knife group selection		-	-	-	●	-	●
Drop floor		-	●	●	●	●	●
Driveline							
1 ¼" Main drive chain		●	●	●	●	●	●
W-A PTO shaft		●	●	●	●	●	●
P/U Cam clutch protection		●	●	●	●	●	●
Binding (PowerBind)							
Net only variant		-	3 rolls	3 rolls	3 rolls	3 rolls	3 rolls
Net & Twine variant		8 balls+2 rolls	8 balls+3rolls	8 balls+3rolls	-	8 balls+3 rolls	-
Operations							
Focus 3 (non isobus versions only)		●	-	-	-	-	-
Isobus compatibility		○	●	●	●	●	●
IsoMatch Tellus Go (only Isobus option)		○	●	●	●	●	●
IsoMatch Tellus PRO (only Isobus option)		○	○	○	○	○	○
Hydraulic outlets		1SA+1DA	1SA+1DA+R	1SA+1DA+R	1SA+1DA+R	1SA+1DA+R	1SA+1DA+R
Wheels and Axles							
19.0/45-17		●	●	●	●	●	●
550/45-22.5		○	○	○	○	○	○
Others							
Reversible drawbar		●	●	●	●	●	●
PTO	(rpm)	540 or 1000	540	540	540	540	540
Min. power requirement	(hp)	100	75	100	100	80	100

- not available ○ option ● standard

Model		WR1100	WR1400	WR1600		
Weight and Dimensions						
Transport Length	inch (m)	108" (2.75)	170" (4.32)	170" (4.32)		
Transport Width	inch (m)	63" (1.62)	99" (2.52)	104" (2.66)		
Transport Height	inch (m)	69" (1.75)	76" (1.95)	80" (2.05)		
Weight	lbs (kg)	1653 (750)	2249 (1020)	4188 (1900)		
Bale						
Max Bale Size (L x D)	inch (m)	47"x60" (1.2x1.5)	47"x60" (1.2x1.5)	47"x60" (1.2x1.5)		
Max Bale Weight	lbs (kg)	2200 (1000)	2200 (1000)	2650 (1200)		
Wrapping Table						
Mounted wrapper		●	-	-		
Trailed wrapper		-	●	●		
Turntable wrapper		●	●	●		
Support rollers / belts	(nb)	2/4	2/4	2/4		
Film cutter		●	●	●		
Pre-stretcher						
1 pre-Stretcher 29.5" (750mm)		●	●	●		
DuoWrap pre-stretchers 29.5" (750mm)		o	o	o		
High Speed Pack (avail. on the C version)		-	-	o		
Max. HSP wrapping speed	(rpm)	30	30	30		
Operations						
Manual Cable Control (M)		-	●	-		
Programmable Computer (C)		●	o	●		
Remote Control (C)		o	o	o		
Oil Consumption	(l/min)	28	28	28		
Wheels and Axles						
10.0/80-12		-	●	-		
15.0/55-17		-	-	●		
Options						
Film Roll Magazine		-	●	●		
Bale And Wrap Counter		●	●	●		
Auto-Stop at End of Wrapping Cycle		●	●	●		
Film End/Tear Sensor (C)		o	-	o		
Bale on end turner		o	o	o		
Road Lights		-	o	o		

- not available o option ● standard

Descriptions, specifications, images, colours and accessories contained in this brochure are based on information believed to be correct at the time this publication was approved for printing. Although descriptions, specifications, images, colours and accessories are believed to be correct, accuracy cannot be guaranteed. Errors and omissions excepted. Kubota Canada Ltd. reserves the right to change the stated specifications, colours and accessories without notice. Some items shown may be optional and some products shown may not be available at all dealerships. This brochure is for informational purposes only. To the fullest extent permitted by law, Kubota disclaims all representations and warranties, express or implied, as well as any liability from the use of this brochure. For complete warranty, safety and product information, consult your local Kubota dealer and the operator's manual. Power (HP/KW) and other specifications are based on various standards or recommended practices. For your safety, Kubota strongly recommends the use of a Rollover Protective Structure (ROPS) and seat belt in almost all applications. This brochure is intended for the Canadian market only. For information regarding Kubota products or services outside these areas, see Kubota Corporation's global website. Kubota does not provide parts, warranty or service for any product which is re-sold or retailed in any country other than the country for which the product(s) were designed or manufactured.

©2023 Kubota Canada Ltd.



KUBOTA CANADA LTD.

Kubota Canada Ltd.

Head Office: 1155 Kubota Dr., Pickering, ON L1X 0H4 (904)294-7477

Visit our web site at: www.kubota.ca

K-8001-CA-EN. Printed 03.2023